

COHORT 1: Entering program from April 2018-March 2019

Number of participants in cohort with completed follow up assessment(s): 19 (table below based on this figure)

	Initial Assessment	Most Recent Assessment
Percent of participants who are housed ¹	15.8%	52.6%
Percent of participants who are employed ²	15.8%	47.4%
Percent of participants who report good quality of life ³	5.3%	47.4%
Percent of participants who report any drug use in the last 30 days (excluding methadone) ⁴	89.5%	63.2%
Number of days of alcohol use to intoxication in the last 30 days on average	1	0
Number of days of heroin use in the last 30 days on average	5	2
Number of days of amphetamine use in the last 30 days on average	14	8
Number of days of cannabis use in the last 30 days on average	16	11
Percent of participants reporting Methadone use in last 30 days ⁵	15.8%	21.1%
Number of overnight hospitalizations in the past year on average	2	1
Number of emergency room visits in the past six months on average	1	1
Percent of participants who report feeling that they would be better off dead or hurting themselves in some way ⁶	26.3%	10.5%
Percent of participants who report feeling down, depressed, or hopeless ⁷	73.7%	52.6%

¹ “Housed” is defined as being in permanent or transitional housing.

² “Employed” is defined as pursuing self-sufficiency through part-time or full-time employment, military service, disability, school, or retirement.

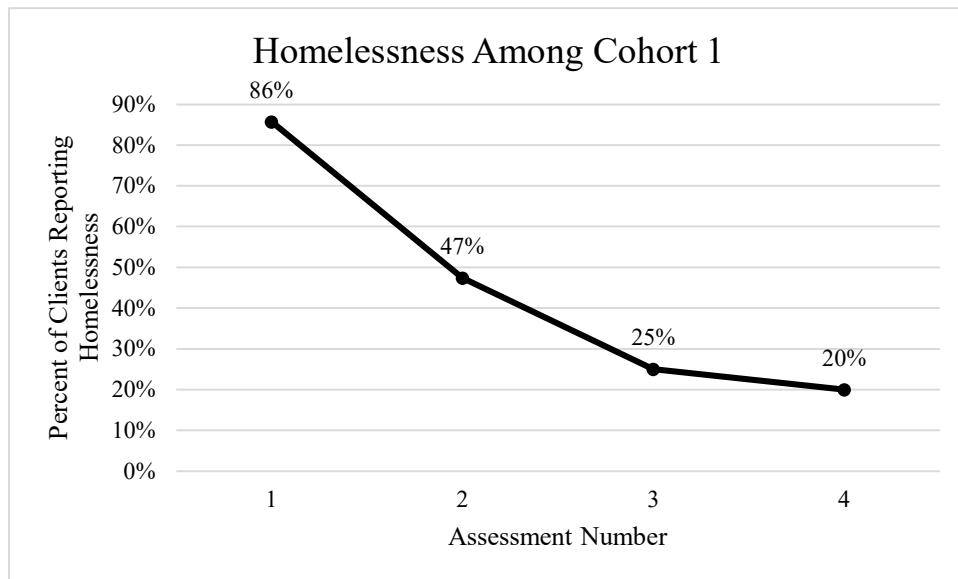
³ “Good Quality of Life” is defined as good or excellent quality of life, as reported by the participant.

⁴ Full list of included drugs: alcohol to intoxication, heroin, opiates, barbiturates, sedatives, cocaine, amphetamines, cannabis, hallucinogens, inhalants.

⁵ Methadone use is indicative of MAT participation.

⁶ Participants who report feeling this way “Several days”, “More than half the days” or “Nearly every day” in the last 30 days.

⁷ Participants who report feeling this way “Several days”, “More than half the days” or “Nearly every day” in the last 30 days.



COHORT 2: Entering program from April 2019-March 2020

Number of participants in cohort with completed follow up assessment(s): 21 (table below based on this figure)

	Initial Assessment	Most Recent Assessment
Percent of participants who are housed ¹	23.8%	81.0%
Percent of participants who are employed ²	23.8%	71.4%
Percent of participants who report good quality of life ³	19.0%	66.7%
Percent of participants who report any drug use in the last 30 days (excluding methadone) ⁴	85.7%	33.3%
Number of days of alcohol use to intoxication in the last 30 days on average	2	0
Number of days of heroin use in the last 30 days on average	8	3
Number of days of amphetamine use in the last 30 days on average	10	5
Number of days of cannabis use in the last 30 days on average	8	5
Percent of participants reporting Methadone use in last 30 days ⁵	21.1%	21.1%
Number of overnight hospitalizations in the past year on average	1	0
Number of emergency room visits in the past six months on average	1	0
Percent of participants who report feeling that they would be better off dead or hurting themselves in some way ⁶	23.8%	9.5%
Percent of participants who report feeling down, depressed, or hopeless ⁷	95.2%	42.8%

¹ “Housed” is defined as being in permanent or transitional housing.

² “Employed” is defined as pursuing self-sufficiency through part-time or full-time employment, military service, disability, school, or retirement.

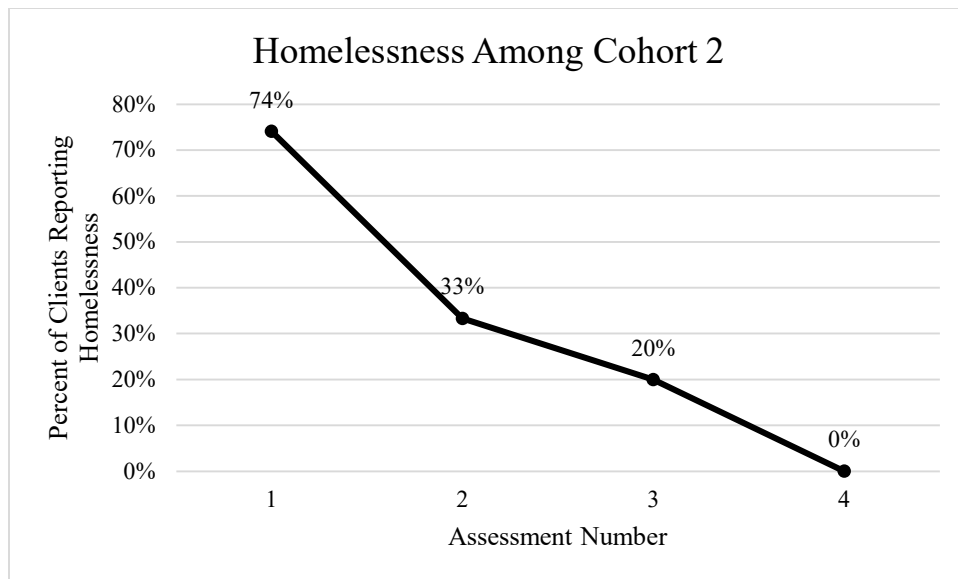
³ “Good Quality of Life” is defined as good or excellent quality of life, as reported by the participant.

⁴ Full list of included drugs: alcohol to intoxication, heroin, opiates, barbiturates, sedatives, cocaine, amphetamines, cannabis, hallucinogens, inhalants.

⁵ Methadone use is indicative of MAT participation.

⁶ Participants who report feeling this way “Several days”, “More than half the days” or “Nearly every day” in the last 30 days.

⁷ Participants who report feeling this way “Several days”, “More than half the days” or “Nearly every day” in the last 30 days.



COHORT 3: Entering program from April 2020-March 2021

Number of participants in cohort with completed follow up assessment(s): 26 (table below based on this figure)

	Initial Assessment	Most Recent Assessment
Percent of participants who are housed ¹	11.5%	50.0%
Percent of participants who are employed ²	19.2%	46.2%
Percent of participants who report good quality of life ³	3.8%	53.8%
Percent of participants who report any drug use in the last 30 days (excluding methadone) ⁴	96.2%	53.8%
Number of days of alcohol use to intoxication in the last 30 days on average	3	2
Number of days of heroin use in the last 30 days on average	8	1
Number of days of amphetamine use in the last 30 days on average	18	8
Number of days of cannabis use in the last 30 days on average	7	4
Percent of participants reporting Methadone use in last 30 days ⁵	3.8%	15.4%
Number of overnight hospitalizations in the past year on average	2	0
Number of emergency room visits in the past six months on average	2	1
Percent of participants who report feeling that they would be better off dead or hurting themselves in some way ⁶	23.1%	19.2%
Percent of participants who report feeling down, depressed, or hopeless ⁷	69.2%	65.4%

¹ “Housed” is defined as being in permanent or transitional housing.

² “Employed” is defined as pursuing self-sufficiency through part-time or full-time employment, military service, disability, school, or retirement.

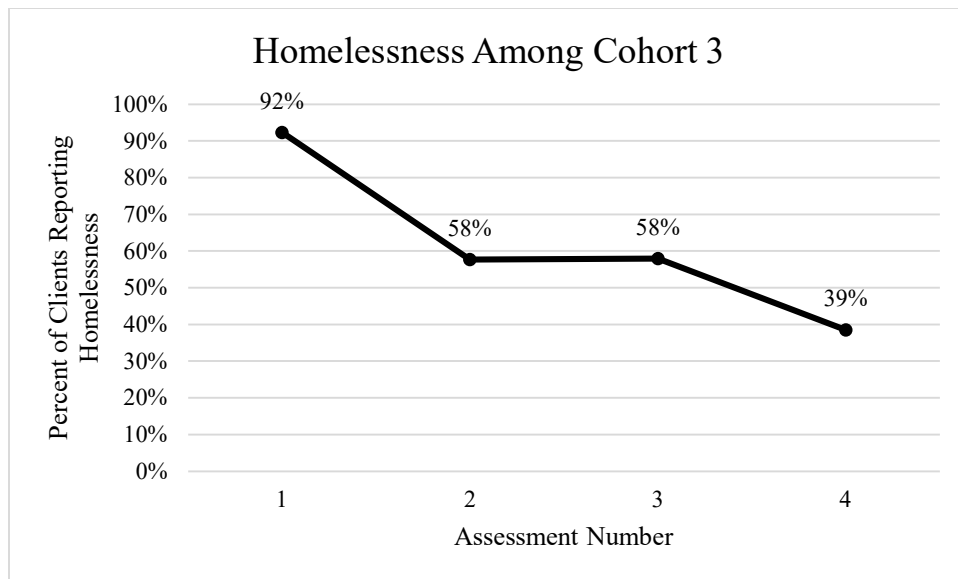
³ “Good Quality of Life” is defined as good or excellent quality of life, as reported by the participant.

⁴ Full list of included drugs: alcohol to intoxication, heroin, opiates, barbiturates, sedatives, cocaine, amphetamines, cannabis, hallucinogens, inhalants.

⁵ Methadone use is indicative of MAT participation.

⁶ Participants who report feeling this way “Several days”, “More than half the days” or “Nearly every day” in the last 30 days.

⁷ Participants who report feeling this way “Several days”, “More than half the days” or “Nearly every day” in the last 30 days.



COHORT 4: Entering program from April 2021-March 2022

Number of participants in cohort with completed follow up assessment(s): 19 (table below based on this figure)

	Initial Assessment	Most Recent Assessment
Percent of participants who are housed ¹	21.1%	63.2%
Percent of participants who are employed ²	26.3%	47.4%
Percent of participants who report good quality of life ³	21.1%	47.4%
Percent of participants who report any drug use in the last 30 days (excluding methadone) ⁴	84.2%	63.2%
Number of days of alcohol use to intoxication in the last 30 days on average	2	1
Number of days of heroin use in the last 30 days on average	9	0
Number of days of amphetamine use in the last 30 days on average	12	6
Number of days of cannabis use in the last 30 days on average	10	4
Percent of participants reporting Methadone use in last 30 days ⁵	21.1%	10.5%
Number of overnight hospitalizations in the past year on average	1	2
Number of emergency room visits in the past six months on average	3	1
Percent of participants who report feeling that they would be better off dead or hurting themselves in some way ⁶	42.1%	31.6%
Percent of participants who report feeling down, depressed, or hopeless ⁷	57.9%	42.1%

¹ “Housed” is defined as being in permanent or transitional housing.

² “Employed” is defined as pursuing self-sufficiency through part-time or full-time employment, military service, disability, school, or retirement.

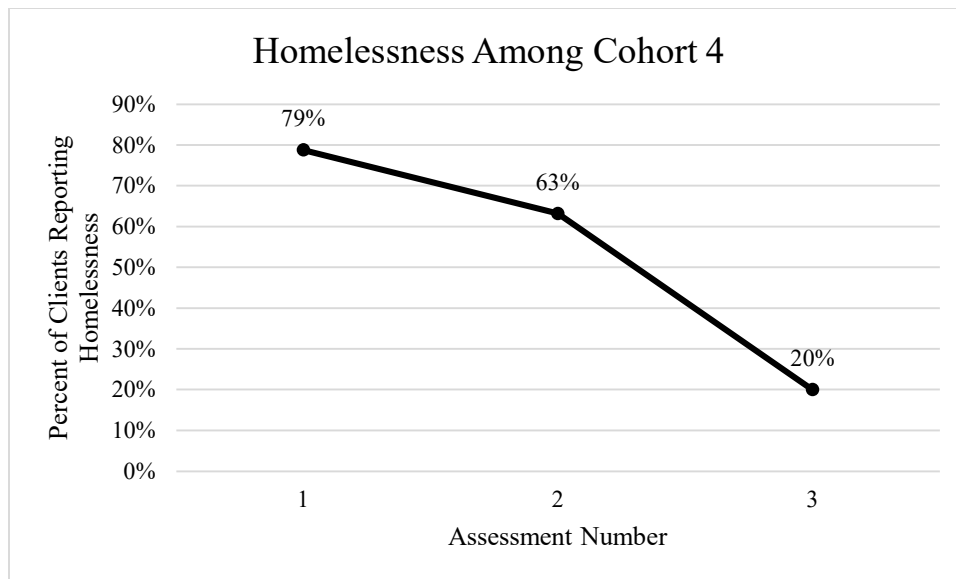
³ “Good Quality of Life” is defined as good or excellent quality of life, as reported by the participant.

⁴ Full list of included drugs: alcohol to intoxication, heroin, opiates, barbiturates, sedatives, cocaine, amphetamines, cannabis, hallucinogens, inhalants.

⁵ Methadone use is indicative of MAT participation.

⁶ Participants who report feeling this way “Several days”, “More than half the days” or “Nearly every day” in the last 30 days.

⁷ Participants who report feeling this way “Several days”, “More than half the days” or “Nearly every day” in the last 30 days.



COHORT 5: Entering program from April 2022 – March 2023

Number of participants in cohort with completed follow up assessment(s): 14 (table below based on this figure)

	Initial Assessment	Most Recent Assessment
Percent of participants who are housed ¹	21.4%	42.9%
Percent of participants who are employed ²	28.6%	28.6%
Percent of participants who report good quality of life ³	35.7%	50.0%
Percent of participants who report any drug use in the last 30 days (excluding methadone) ⁴	71.4%	35.7%
Number of days of alcohol use to intoxication in the last 30 days on average	0	0
Number of days of heroin use in the last 30 days on average	0	0
Number of days of amphetamine use in the last 30 days on average	15	5
Number of days of cannabis use in the last 30 days on average	6	1
Percent of participants reporting Methadone use in last 30 days ⁵	0.0%	0.0%
Number of overnight hospitalizations in the past year on average	1	1
Number of emergency room visits in the past six months on average	1	1
Percent of participants who report feeling that they would be better off dead or hurting themselves in some way ⁶	42.9%	35.7%
Percent of participants who report feeling down, depressed, or hopeless ⁷	71.4%	78.6%

¹ “Housed” is defined as being in permanent or transitional housing.

² “Employed” is defined as pursuing self-sufficiency through part-time or full-time employment, military service, disability, school, or retirement.

³ “Good Quality of Life” is defined as good or excellent quality of life, as reported by the participant.

⁴ Full list of included drugs: alcohol to intoxication, heroin, opiates, barbiturates, sedatives, cocaine, amphetamines, cannabis, hallucinogens, inhalants.

⁵ Methadone use is indicative of MAT participation.

⁶ Participants who report feeling this way “Several days”, “More than half the days” or “Nearly every day” in the last 30 days.

⁷ Participants who report feeling this way “Several days”, “More than half the days” or “Nearly every day” in the last 30 days.

