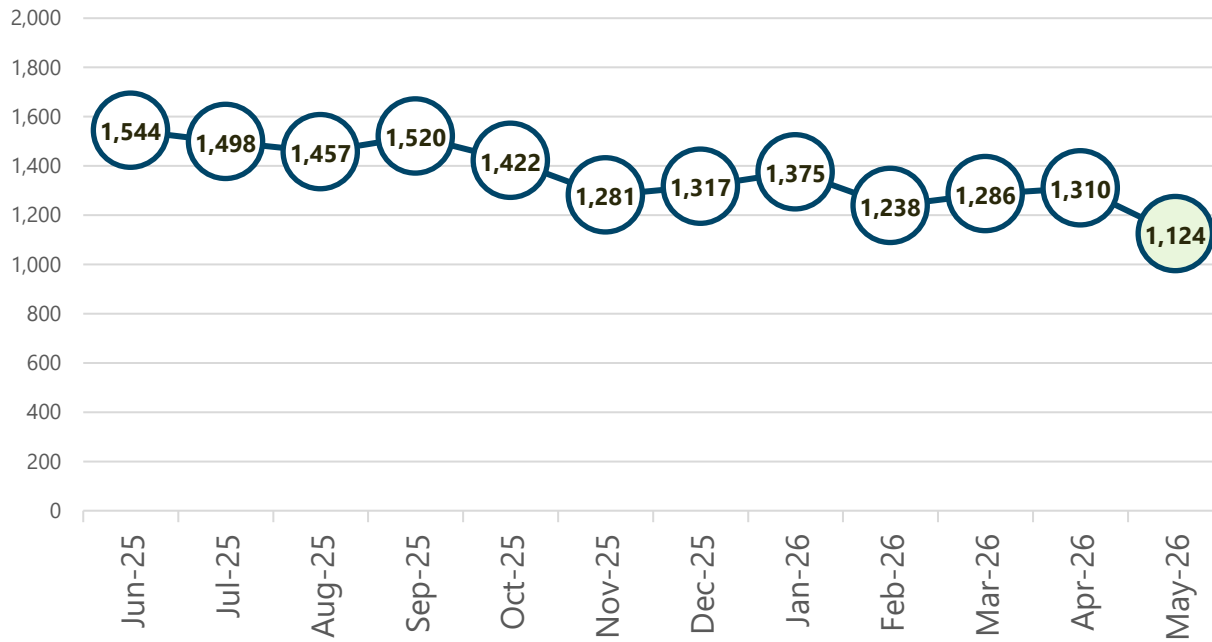


EAST SALEM SERVICE DISTRICT (ESSD)

May 2026



Calls for Service by Month



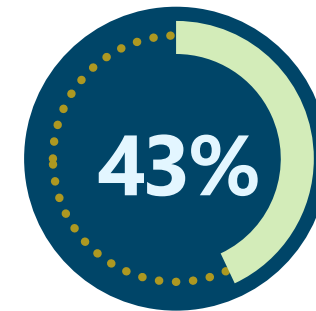
Total Calls for Service

In May 2026, there were 1,124 calls for service in the East Salem Service District (ESSD). This represents 28% of all calls for service in Marion County.

From June 2025 – May 2026, there were 16,842 total calls for service in ESSD, a 12% decrease compared to June 2024 – May 2025.

Monthly Cases

The 1,124 calls for service in ESSD generated 725 case numbers in May, 43% of all Marion County Sheriff's Office cases.



Note: In 2021, the Sheriff's Office implemented a new records management system. During the transition, a technical issue did not allow us to assign case numbers the way we had in the past, which made it appear as though the number of cases had decreased.

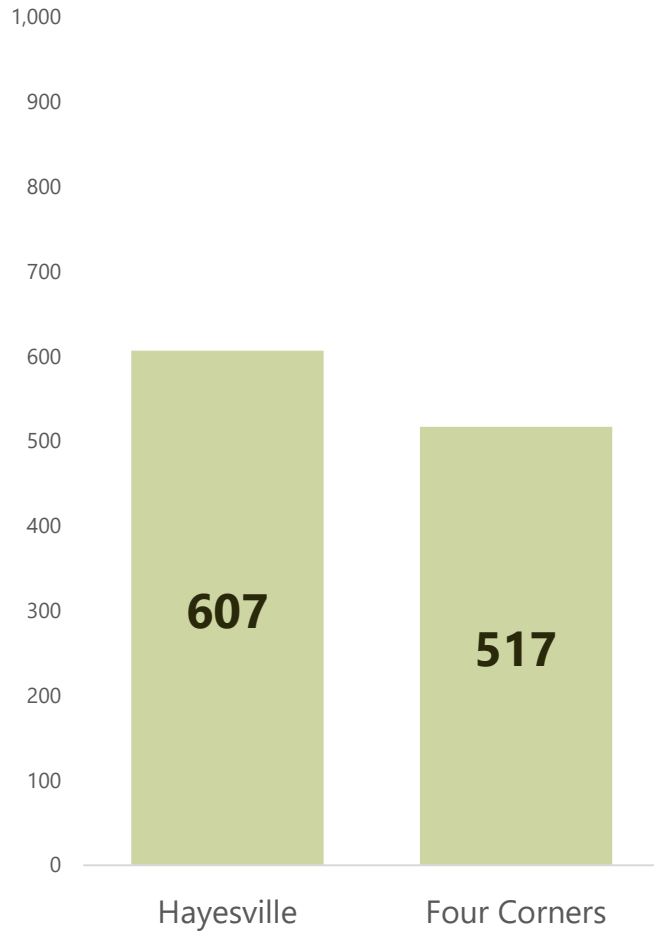
We worked closely with the vendor and the dispatch center and have been able to restore our prior case number assignment process. Returning to our prior process made it appear as though the number of cases has increased. These fluctuations are the result of the case number assignment process; the calls for service responded to by the Sheriff's Office and deputies' response to calls have remained the same.

EAST SALEM SERVICE DISTRICT (ESSD)

May 2026



Calls for Service by Neighborhood



Calls for Service by Neighborhood

In May 2026, there were 1,124 calls for service in the East Salem Service District (ESSD).

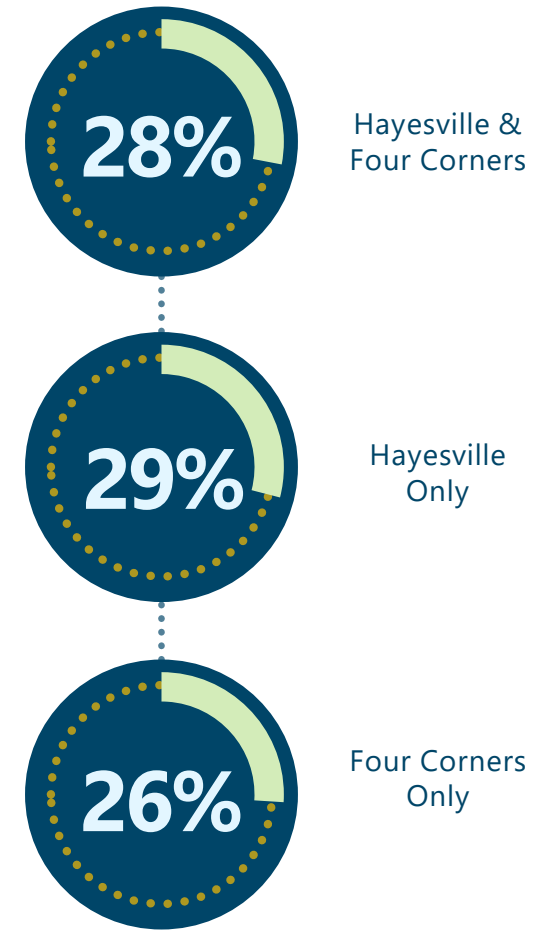
Of those 1,124 calls for service, **607 (54%) were from Hayesville** and **517 (46%) were from Four Corners**.

The communities of Hayesville and Four Corners have many of the characteristics and defined boundaries that make them similar to incorporated cities. To better serve these communities, Marion County established a public safety fee within the East Salem Service District, which funds ten patrol deputies specific to the ESSD area.

In May 2026, **28% of calls for service were responded to by deputies specifically assigned to ESSD**. Due to temporary staffing gaps, the patrol unit helped respond to additional calls for service in ESSD during May 2026.

The deputies assigned to ESSD spend most of their time responding to calls located within the service district; 58% of the calls they responded to were in ESSD.

Percentage of Calls Responded to by ESSD Deputies

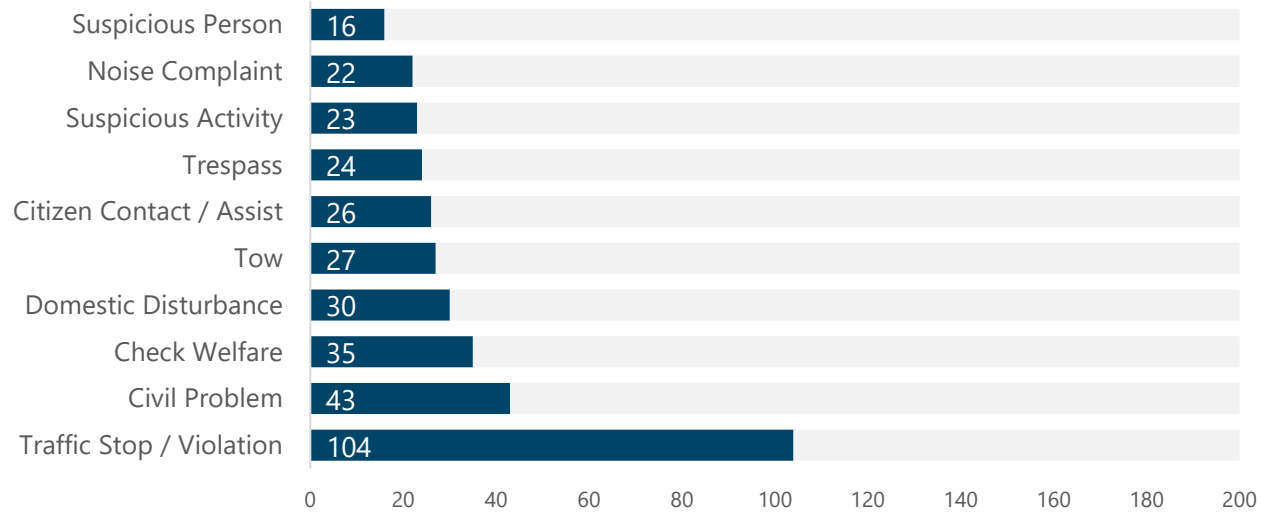


EAST SALEM SERVICE DISTRICT (ESSD)

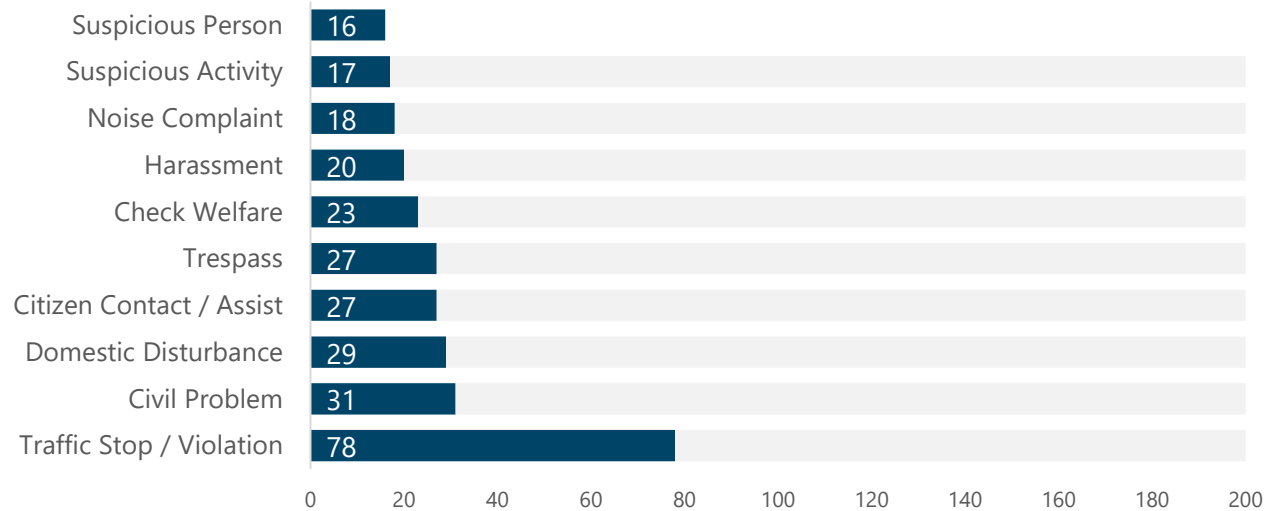
May 2026



Top Calls for Service - Hayesville



Top Calls for Service – Four Corners



Top Calls for Service

While there were 1,124 total calls for service in ESSD in May, some calls for service occur more frequently than others.

The top calls for service in Hayesville and Four Corners are displayed to the left.

These calls account for 57% of all May 2026 calls for service in ESSD.

EAST SALEM SERVICE DISTRICT (ESSD)

May 2026



Call Priority

When someone calls the Sheriff's Office for service, dispatch will obtain details about the event occurring and assign priority to each call.

Priority 1 – Event in progress

Priority 2 – Event no longer in progress, but occurred recently

Priority 3 – Event no longer in progress, did not occur recently

Priority 4 – Follow up

When there are multiple calls for service, deputies utilize call priority to determine where to respond first.

Arrival Time

Arrival time is the amount of time it takes for a deputy to arrive after accepting a call from dispatch. Call priority significantly impacts arrival time, as deputies will respond to higher priority calls first. The average arrival time in May 2026 (regardless of call priority) was 5 minutes.

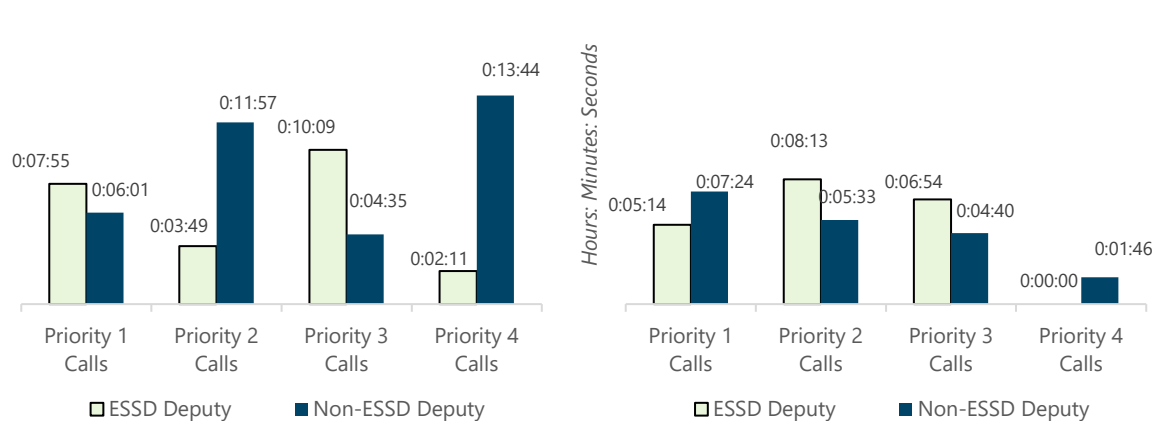
Average Dispatch to Arrival Time (excludes reactivated and deputy-initiated calls for service)

Hayesville

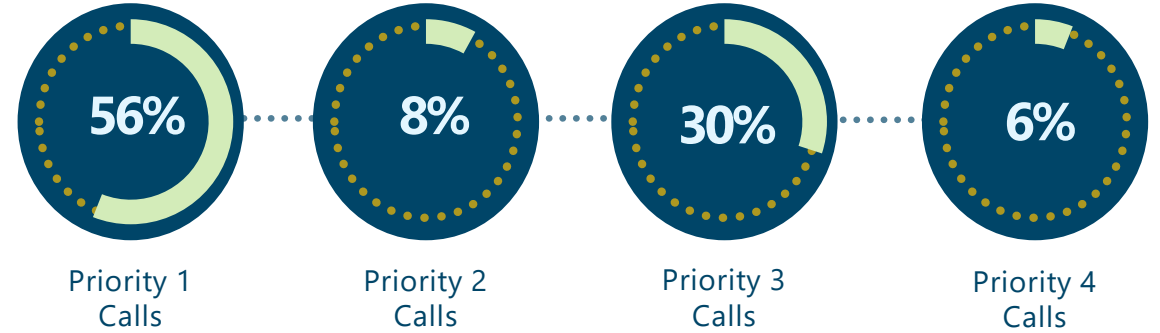
Four Corners

Hours: Minutes: Seconds

Hours: Minutes: Seconds



Priority of Calls for Service in ESSD



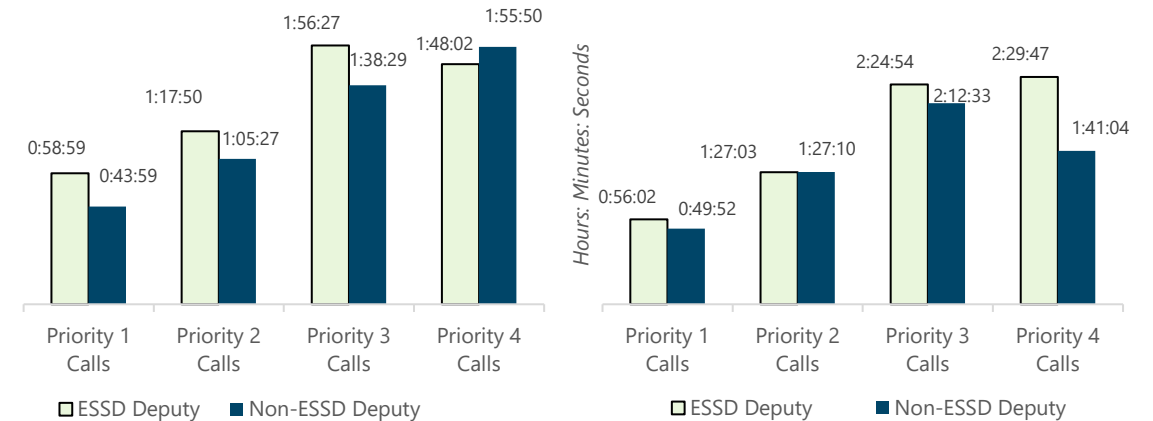
Average Call Length in Minutes (excludes reactivated calls for service)

Hayesville

Four Corners

Hours: Minutes: Seconds

Hours: Minutes: Seconds



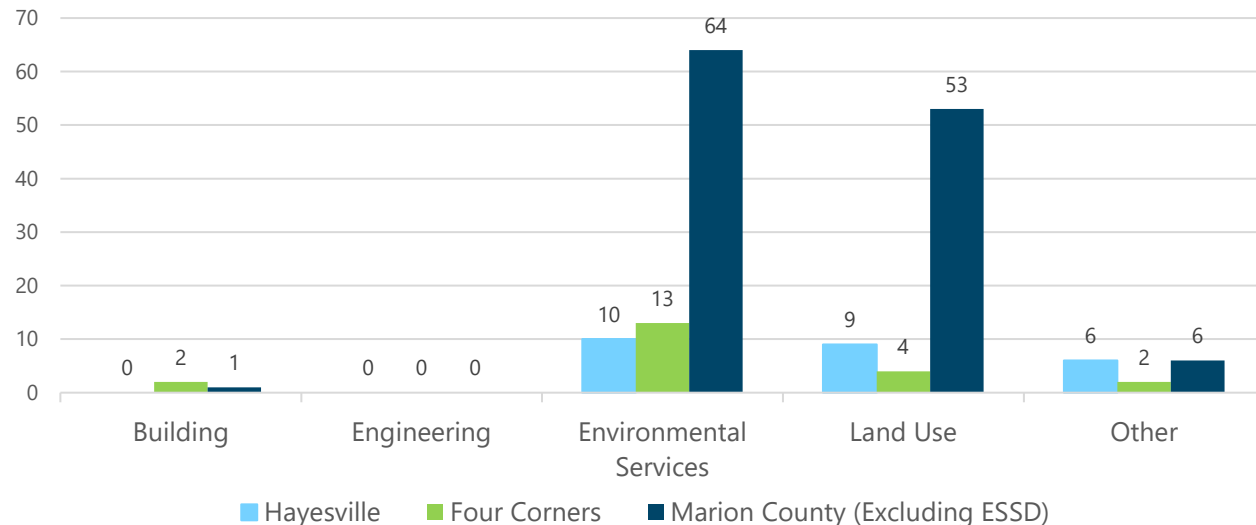


Code Enforcement

Code enforcement responds to complaints of possible violations of various ordinances for unincorporated areas of Marion County. Possible violations fall into several major categories:

- *Building: Building code violations, including buildings that are posted as dangerous, septic violations, etc.*
- *Engineering: Violations related to land development engineering, permits, and traffic engineering.*
- *Environmental Services: Violations pertaining to solid waste, inoperable vehicles, and illegal dumping.*
- *Land Use: Violations of the chapter 16 (urban) and chapter 17 (rural) zoning code. Examples include unauthorized businesses, RV habitation, events, accessory dwellings, replacement dwellings, sign violations, and floodplain work.*
- *Other: Other violations, including habitation in the right of way, nuisance vegetation, chickens in the urban growth boundary, graffiti, etc.*

Open Marion County Code Enforcement Cases: May 2026



Open Code Enforcement Cases

In May 2026, Marion County had 170 open code enforcement cases. Of those, 46 (27%) were located within ESSD. Of the cases located in ESSD, 25 (54%) were in Hayesville and 21 (46%) were in Four Corners.

Activities Related to Parking & Graffiti

In addition to these open cases, code enforcement completes activities related to illegal parking and graffiti. Due to the short duration of these activities, they are tracked separately from those related to open cases. In May, there were 78 code enforcement activities related to illegal parking, and 8 related to graffiti.

- 66 of the illegal parking activities were in ESSD.
 - 31 in Hayesville and 35 in Four Corners.
- 8 of the graffiti activities were in ESSD.
 - 1 in Hayesville and 7 in Four Corners.