














Rural Bicycle and Pedestrian Facilities

-  Designated Bike Lane
-  Sidewalk
-  Multi-Use Path
-  Shoulders 2.5 Feet to 4 Feet Wide
-  Shoulders Over 4 Feet Wide
-  Willamette Valley Scenic Bikeway

Legend

0 2 4 Miles 

Roads

-  State
-  Paved
-  Gravel
-  Other
-  County
-  City Limits
-  UGB