

MARION COUNTY ANNUAL BUDGET FISCAL YEAR 2021-2022



Photo by U.S. Forest Service

September 7, 2020 - Wildfires North Santiam Canyon

We Are Canyon Strong

Marion County Board of Commissioners Office

555 Court St. NE, Suite #5232

Salem, Oregon 97301

503-588-5212

www.co.marion.or.us

TABLE OF CONTENTS

Budget Message	Page
Budget Officer's Fiscal Year 2021-22 Budget Message	i
Overview	
Budget Overview	1
Budget Parameters	2
Budget Resources	4
Budget Process	5
Budget Participants and Information	8
Budget Calendar	9
About Marion County	
Form of Government	11
County Profile	11
Economic Forecast	15
County Financial Position	16
Strategic Direction	
Mission, Vision, and Statement of Values	19
Marion County Goals	20
Organization Chart	25
Government Services	26
Summary	
Total Budget	29
Major County Resources	32
Major County Requirements	37
Funds Overview	41
Total Budget by Fund and Department	43
General Fund Summary	45
Central Services Fund Summary	50
Programs Funded in Part by State Resources	54
Departments	
Assessor's Office	55
Board of Commissioners Office	73
Business Services	95
Clerk's Office	113
Community Services	133
District Attorney's Office	169
Finance	199
Health and Human Services	211
Human Resources	259
Information Technology	273
Justice Court	293
Juvenile	303
Legal	333
Public Works	349
Sheriff's Office	429
Treasurer's Office	493

TABLE OF CONTENTS

Non-Departmental

Non-Departmental Operations	505
Summary of Funds.....	506
Summary of Programs	507
Fund Detail.....	521

Capital

Capital Overview.....	537
Summary of Funds.....	538
Summary of Programs	538
Fund Detail.....	547
Summary of Countywide Capital Budget	551

Account Detail

Overview	553
Countywide Resources Detail.....	555
Countywide Requirements Detail.....	563
General Fund Resources Detail.....	573
General Fund Requirements Detail	576
Central Services Fund Resources Detail	583
Central Services Fund Requirements Detail.....	585

Appendices

Appendix A – Public Notice of Budget Committee Meeting.....	A-1
Appendix B – Board Resolution Adopting the Budget and Imposing Tax.....	B-1
Appendix C – Public Notice of Budget Hearing (Board Adoption)	C-1
Appendix D – Notice of Property Tax and Certification	D-1
Appendix E – Budget Terminology	E-1
Appendix F – Financial Policies.....	F-1
Appendix G – Fund Descriptions – Major and Non-major.....	G-1
Appendix H – Major Funds Line Item Detail Locator.....	H-1
Appendix I – Contingency, Reserves and Ending Fund Balance	I-1
Appendix J – Changes In Ending Fund Balance.....	J-1
Appendix K – Full Time Equivalent Positions	K-1
Appendix L – Positions by Title and Salary Range by Department.....	L-1
Appendix M – Distinguished Budget Presentation Award	M-1



Chief Administrative Officer & Budget Officer's
Fiscal Year 2021-2022 Budget Message
May 20, 2021

It Was A Year Like No Other

To: Marion County Budget Committee and Members of the Public

In Marion County's history there has never been a year like we experienced last year. Within 12 months there were three presidentially declared disasters - public health emergency, destructive fast-moving wildfires, and a historic ice storm. Through it all, our employees displayed extraordinary dedication and compassion to meet our communities' needs in the most challenging circumstances.

COVID-19 - The Board of Commissioners declared a public health emergency on March 16, 2020, as the pandemic arrived in Marion County. To date, there have been 22,297 cases of COVID, 309 residents who have lost their lives, and 144,297 people have been fully vaccinated. The Health & Human Services Department has excelled in their response to the pandemic and the public health division has been testing, contact tracing, data collecting, and monitoring thousands of residents seven days a week for the last 15 months. They are continuing their work with healthcare providers and coordinating vaccine allocations and distribution sites. The cost of managing the pandemic to date is \$25.5 M and there have been 576 employees throughout the county who have assisted on pandemic related activities. The work of dozens of dedicated public health professionals will continue until COVID-19 has been controlled.

2020 Wildfires - On September 7-8, 2020, devastating wildfires and high winds raced through the Santiam Canyon and tragically, five canyon residents lost their lives. The Sheriff's Office took charge of public safety, and more than 5,200 community members were evacuated. The emergency operations center was activated, and county staff immediately set up mass shelter operations to house people and animals at the state fairgrounds in Salem.

The fire incident command center moved during the night from Gates, to Stayton, and finally to Salem as the wildfires continued to advance. Emergency operations centers opened

across Oregon and public information teams assembled to disseminate accurate updates as it became apparent that 12 major fires were burning in eight different counties. When the fires were out, over one million acres in Oregon and 193,566 acres, or 24% of Marion County land, had burned. The fires decimated the cities of Detroit, Gates, and the unincorporated areas of North Fork, and Elkhorn, and impacted numerous small communities along the North Santiam River. Hundreds of families were left with nothing, as more than 700 homes and 85 businesses were lost. Overnight, our community members' lives were changed forever.

County employees worked to assist displaced families with food and shelter, control access and patrol evacuated communities, clear debris, repair roads, and to document the wildfire's extensive damage. The Marion and Linn County Commissioners and officials met with city mayors and councilors, FEMA officials, and Oregon Emergency Management personnel at the Santiam High School gym for weekly meetings to discuss challenges and resolve issues.

The county's expense for the immediate response to the wildfires has been initially assessed at \$4.5 M. Damage estimates for the six county parks and other county assets are not included in the above figure until approved by FEMA as a project and will add an estimated \$13.8 M. Every county department participated in some way and there were 538 employees who assisted during the immediate crisis response and beyond. County departments and employees continue to support individuals and communities as they work through the recovery process.

In addition, employees are continuing to participate with agencies, monitoring tree removal, debris management, and even the tedious financial and administrative work necessary to identify, document, track, and submit FEMA approved projects for reimbursement. Public Works Department finance professionals have led a team of other department staff in completing and submitting extensive required FEMA documentation.

2021 Ice Storm - We all felt a sigh of relief as *2020* came to an end. And then, another disaster occurred February 12-16, 2021, as a severe winter storm rolled through Marion and five other counties and lands owned by the Confederated Tribes of Grand Ronde. It was a powerful storm that covered some areas with 2.0 inches of ice and disabled communication towers, brought down an extraordinary number of trees and branches making areas inaccessible, and knocked out power to 152,000 households affecting 44% of our population. Thousands of customers remained without power for over 10 days as power crews from across the county came to assist. Once again, the emergency operations center was opened and Public Works staff and county employees went to work ensuring warming centers

were opened, generators and fuel were sent to city utility sites, blankets and food delivered, debris removed from roads, and welfare checks provided by the Sheriff's Office deputies, Search and Rescue volunteers, and the Oregon National Guard.

While we are still gathering the true cost of the ice storm, the initial damage assessment to the county and cities is \$12.4 M, county government damage is \$4.0 M, and expenses so far are just under \$1.0 M with 174 employees assisting.

During the three declared emergencies, of the total number of 1,540 employees, 938 employees worked on at least one emergency, 258 worked on two disasters, and 52 employees worked on all three, and many more employees gave their own personal time, including those personally affected by one or more of the disasters. To all of our dedicated employees, I thank you for your service, integrity, and resilience.

Disasters this large that affect so many are never managed by just one entity. There were thousands of community partners, non-profits, businesses, churches, volunteers, and other local, state, and federal government agencies that offered assistance each and every time. We sincerely thank you!

It was a year that severely tested our communities, our employees, and our organization. Nevertheless, throughout each emergency, the strong leadership provided by the county commissioners, elected officials, and department heads, and the dedication and service of our employees has been truly impressive.

Each time our workforce was called upon to act, they responded, and they succeeded. I have never been so proud of the work of our employees and I would like to show you a short video that provides just a glimpse of their compassion and hard work this last year.

Fiscal Year 2021-22 Proposed Budget

Our financial management approach has enabled the county to survive the severe economic and social disruptions this past year despite the tremendous effects of the pandemic, wildfires, and winter storm.

2021-22 Proposed Budget

General Fund	\$151,778,889
<u>Other Funds</u>	<u>\$424,905,147</u>
Total FY 2021-22	\$576,684,036

The 2021-22 Proposed Budget has been prepared in accordance with Oregon's Local Budget Law and submitted for your consideration is \$576,684,036, which increased by \$73.5 M or 14.6% for the largest year-over-year increase in recent history. The General Fund total is \$151,778,889 and increased \$36.6 M or 31.8% due to a significant influx of federal funds.

Significant Financial Changes

Department budgets remain fairly constant this year with regular merit, cost of living and health insurance increases. I approved 18 out of 21 requested decision packages for \$1,268,169, which includes seven full-time positions; 4.0 in Health & Human Services, 1.0 in District Attorney's Office, 1.0 in Business Services, and 1.0 in Information Technology. The countywide budgeted employee FTE count is 1,563.

General Fund Contingency is budgeted at \$2,710,598 with an overall increase of 13.9% over the prior year to manage unanticipated emergencies. Reserved for Future Expenditures is budgeted at \$33.5 M, which includes the first installment of the American Rescue Plan Act funding discussed below. The General Fund Ending Fund Balance is \$10,144,264 and increased by \$2.7 M or 35.4% to better align with Government Finance Officers Association recommendation.

Capital Improvement Projects

Major capital projects approved for 2021-22 total \$19.8 M with additional Public Works Department Capital Projects of \$30 M. Loan proceeds of \$10 M is budgeted to fund a new \$11.9 M Public Health & Administration building, and \$4.3 M to begin the design and build of a new public safety radio system including the Halls Ridge tower destroyed in the wildfires. Other major projects include an Oracle self-service project for \$465,100 and a new roof on G-pod at the jail for \$671,303.

New Programs

A priority of the Board of Commissioners is to assist the communities in the Santiam Canyon during the rebuilding and recovery process. In response to the wildfire, the board's office established a new Santiam Wildfire Recovery Program in the current year to ensure the county is doing all we can to assist in recovery. To start the program, we received two grants from Business Oregon in the amount of \$718,000, a lottery fund transfer of \$500,000, and general fund revenue of \$260,000. The program is budgeted at \$1.4 M next year. A Long-Term Disaster Recovery Manager was hired in March to coordinate the county's response, generate funding, and provide assistance to canyon communities.

A new Community Development Block Grant (CDBG)/HOME Investment Partnership (HOME) Program was also created in the current year's budget to account for the county's new designation as an entitlement county. The program includes initial funding of CDBG and HOME funds of \$1.5 M and \$600,000, respectively, in the first year. The county was notified of an additional \$2.2 M in one-time HOME funds. This is a new program that begins July 1, and is budgeted at \$4.4 M. It requires implementation of a new IT system, and includes 2.0 FTE in order to meet federal requirements and manage grant and reporting requirements.

2021-22 Budget Impacts

This budget is composed of a complex combination of federal and state funding streams, some carried over from last year, new federal appropriations for next year, and significant dollars in legislative requests on behalf of our wildfire communities. Final legislative appropriation amounts are unknown, but will have significant financial implications on the proposed budget. Carryover funds and known revenues have been budgeted. However, other anticipated revenue sources are discussed below due to their magnitude and potential effect on the budget and on the organization.

Federal Revenues

CARES Act funding of \$11.4 M was received and expended per the U.S. Treasury Department rules in the current year. This funding was critical in helping increase public health services, disease monitoring, and delivery of vital PPE to healthcare providers, farm workers, and chambers of commerce for distribution to local businesses. An additional \$3.4 M was received and distributed for economic stimulus grants to local businesses, and community-based organizations serving minority populations. CARES Act federal aid also allowed the Sheriff's Office to reduce jail capacity for the safety of adults in custody, as well

as staff; improve remote access for workforce efficiencies; mitigate revenue losses, and deliver a variety of other needed services.

The passage of the American Rescue Plan Act (ARPA) of 2021 includes \$67.6 M that is split into two equal payments in 2021 and 2022 and must be spent by 2024. The first installment of \$33.5 M is budgeted in the General Fund Reserved For Future Expenditure category. These one-time funds should be used for one-time purposes and not ongoing programs.

The enormity of the amount of funding the county will receive through the ARPA allocation provides a unique opportunity to make investments that can have a generational impact around the county. The Board of Commissioners will go through a deliberate and thoughtful process to determine the county's priorities, selection criteria, and identify the highest and best use of the ARPA funds.

Emergency Rental Assistance Program funds of \$10.4 M was received in the current year and was recently augmented by an additional \$10.4 M. This new program is in the planning and development stages and will require federal grants reporting and monitoring to ensure grant criteria are met and the funds are spent appropriately.

FEMA reimbursement for the wildfire is set currently at a 75% cost share for emergency protective measures and is budgeted at \$1.0 M for the general fund. Public Assistance projects are still being finalized and submitted and will include future reimbursements to Public Works for debris management, roads, and parks categories. Ice storm damage assessment and costs are still being collected and will also be submitted to FEMA for reimbursement, yet have not been budgeted for in the proposed 2021-22 budget.

State Revenues

In April 2021, the legislature passed HB5042 the state agency rebalance bill that reimbursed the cities of Detroit and Gates for their current year revenue loss due to wildfires. The legislation also provided \$425,000 in funding for enhanced sheriff's patrols in the canyon, parks cleanup, and reimbursed the county for the Halls Ridge temporary radio tower at \$342,000. Mass care expenses not covered by FEMA were paid by the state for the use of the Woodburn Super 8 hotel for fire evacuees totaling \$388,387.

Although, there is a long way to go until sine die, the county has asked for \$89 M that is desperately needed to help the communities rebuild and revitalize. The request includes funding of a new and upgraded sewer system in Gates and Mill City, septic upgrades for Detroit and Idanha, a permanent water system in Detroit, and assistance to help mitigate the critical housing shortage in the Santiam Canyon.

The legislative and executive branches have been extremely supportive of the wildfire communities and the devastation that was caused by dedicating time during the legislative process to hear from survivors. I believe they are committed to funding the wildfire counties and communities so they can begin the process to rebuild and to recover.

Future Management and Financial Implications

The level of financial and budgetary expertise and management at the county has enabled us to manage three major disasters and continue to provide quality services without serious interruption. We have been able to successfully adapt to incremental revenue growth over time. However, the magnitude of managing the on-going aftereffects of each crisis, as well as the infusion of millions in federal and state dollars to support the economic fallout of the pandemic and wildfires, creates its own challenges.

The \$73 M in increased federal resources and the requested legislative funding of \$89 M requires that we must intentionally restructure and increase capacity to strengthen core financial, grant, and program management functions. We must enhance our program management, contracts and procurement, accounting, grants management, and IT infrastructure to ensure the integrity and high level of accountability continues.

The proposed budget was completed with what is currently known. It is my responsibility to put on the record the necessity for an appropriately sized internal infrastructure that will be necessary to support the enormous transitional time of growth for the county. The amount of resources coming to the county requires us to set a new standard of excellence and our duty to ensure the great work of the county continues.

Modified Budget Process

Last year's Budget Committee Rules were modified to align with the governor's executive order to allow virtual attendance at budget committee meetings. As of May 14, and following the CDC guidelines, the county no longer requires masks for individuals that have been vaccinated. We are operating under a slightly modified process, not virtual, but not quite back to normal.

I would like to extend a special thank you to Jolene Kelley and Hitesh Parekh for their invaluable assistance year after year. I want to thank the Finance Department budget team; Jeff White, CFO; Debbie Gregg, Budget & Grants Manager; Daniel Adatto, Budget Analyst II; Alicia Henry, Management Analyst II; and Cynthia Granatir, Chief Accountant for their budget knowledge and expertise, ability to keep the process moving forward, and for their flexibility in adapting to the hectic schedule this past year. We are fortunate to have the

level of qualified professionals in the Finance Department, as well as the department budget personnel who contributed to this budget.

The Finance Department has received the Government Finance Officers Association *Distinguished Budget Award* for the 10th year in a row and the *Certificate of Achievement for Excellence in Financial Reporting* for the 19th consecutive year!

In Closing

Next year begins a period of tremendous growth for the county due to the magnitude of incoming funds as we recover from three major disasters. We must stay cognizant of the important work we have to accomplish, and the complexities and responsibilities involved in managing all that comes with it.

I would like to express my sincerest thanks to the budget committee members for your knowledge and service to the county. I value the expertise you bring to the budget process. My heartfelt appreciation goes out to the commissioners, elected officials, and department heads for their leadership during one of the most traumatic years in the county's history. We have survived and triumphed together and I am sincerely grateful.

Respectfully submitted,


Jan Fritz
Chief Administrative Officer and Budget Officer

TABLE OF CONTENTS

OVERVIEW

Budget Overview	1
Budget Parameters	2
Budget Resources	4
Budget Process	5
Outline of the Budget Process According to Local Budget Law	6
Budget Participants and Information	8
Budget Committee	8
Budget Development Team	8
Public Hearings\Public Comment	8
Marion County Website	8
Budget Calendar	9

THIS PAGE HAS BEEN INTENTIONALLY LEFT BLANK

MARION COUNTY FY 2021-22 BUDGET OVERVIEW

OVERVIEW

This section provides an overview of the Marion County Budget for FY 2021-22. At the beginning of the budget is the Budget Officer's Message, which discusses why county services matter, the primary budget drivers, and highlights of the proposed budget by each department's major program areas and capital outlays.

The **Budget Overview** section describes the budget constraints and requirements via the budget parameters, an outline of the statutory budget process in Oregon, a list of the budget participants and the budget calendar for FY 2021-22.

About Marion County provides a county profile and information about its people, the economy, the form of county government, and the county financial position.

The **Strategic Direction** section discusses the county's strategic plan, with priorities, goals, and key indicators, and an overview of the government services provided by the county.

The **Summary** section discusses the total county budget. Resources and requirements are summarized by category and pie charts display allocations to these categories. Key revenues and principal expenditures are discussed. There are tables showing the amount of state revenue dedicated to specific county services.

The **Departments** section discusses each department's budget by program and category and a summary of funds, as well as fund line items. Detailed key indicators are presented, as are key department accomplishments.

The **Non-Departmental** section covers programs and activities that are not a part of any department's budget. They serve a variety of purposes, and often reflect the type of fund of which they are a part. These programs and funds encompass debt service, reserves, insurance, and other non-departmental activities that provide support to departments, and special revenues that are distributed to departments or outside agencies.

The **Capital Budget** section discusses capital improvements by program. Several capital programs go across more than one capital fund. A summary table is provided for capital funds and all other capital projects.

The **Account Detail** section presents both resources and requirements line item account detail for the General Fund, Central Services Fund, and overall county budget. This account level detail is not found anywhere else in the book, except as part of department, non-departmental, and capital budgets.

The **Appendices** contain information that is required by state law to be included in a county budget, as well as supplemental information for the reader's interest.

MARION COUNTY FY 2021-22 BUDGET OVERVIEW

BUDGET PARAMETERS

Budget parameters are budget officer requirements with which departments must comply when preparing their budget requests. They accompany the budget instructions and can remain the same in the long-term, or change annually. A budget parameter may be changed after the budget process begins, particularly one that is subject to employee bargaining agreements.

1. The Treasurer recommends that investment income be calculated at the rate below. Departments will use this in calculating interest revenue for their budget.

Interest/Investment Income	FY 2021-22
Interest Rate	.750%
Less Investment Fee	-.025%
Net Investment Rate	.725%

2. Cost-of-living allowances (COLA) are to be budgeted as follows:

Unit #	Union Name	COLA %
Unit 4	Oregon Nurses Association (ONA)	2.00%
Unit 5	Marion County Law Enforcement Association (MCLEA)	2.00%
Units 6 & 8	Marion County Employees Association (MCEA/SEIU)	2.00%
Unit 7	Federation of Parole and Probation Officers (FOPPO)*	0.00%
Unit 14	Marion County Juvenile Employees Association (MCJEA)	1.75%
All other Units	All other Units (Non-represented)	2.00%

*Contract is set to expire on June 30, 2021

3. Health insurance (medical and dental) is budgeted at rates per Full Time Equivalent (FTE), including FTE of 0.5 or greater. The rates are determined from known cost per plan elements and should be budgeted as follows:

Unit #	Union Name	Medical (Monthly)	Dental (Monthly)	Total Health Insurance (Monthly)	Total Health Insurance (Annually)
Unit 5	MCLEA	\$1,696	\$143	\$ 1,839	\$22,068
Unit 7	FOPPO	\$1,623	\$137	\$1,760	\$21,120
Unit 14	MCJEA	\$1,494	\$126	\$1,620	\$19,440
All other Units	All other Units	\$1,449	\$122	\$1,571	\$18,852

4. Public Employees Retirement System (PERS) expenses will be budgeted at the following composite rate for all participants: (Tier 1 and Tier 2), Oregon Public Service Requirement Plan (OPSRP) General Services, and OPSRP Police and Fire participants.

PERS	FY 2021-22
PERS Regular	23.85%
PERS Debt Service	4.45%
PERS Total Composite Rate	28.30%

MARION COUNTY FY 2021-22 BUDGET OVERVIEW

5. Due to PERS legislation, all Temporary Employees will be assessed the PERS Regular rate of 23.85% in addition to the payroll taxes already assessed. Departments will need to budget these costs accordingly.
6. General Fund and Central Service Fund departments must fully justify the use of temporary workers and overtime (premium pay) for each department's program and complete the appropriate forms. See Finance intranet.
7. Departments will follow the requirements below regarding new and vacant positions:
 - a. Vacant positions that have not been filled or are not currently under recruitment during the current fiscal year shall not be included in a department's requested annual budget for the ensuing fiscal year, in accordance with county administrative policy (#306) and procedures. Vacant positions that are currently being recruited will be budgeted at Step 1.
 - b. New positions that have not been previously approved will require approval through the Decision Package process.
 - c. New positions will be budgeted for 22 pay periods (there are 26 pay periods in a year) or 1,760 hours, which recognizes the time needed for recruitment and hiring.
 - d. New positions must be budgeted at step 1.
 - e. Medical and Dental premiums for new positions will be budgeted for 9 months, which takes into account the 30 day grace period for new employees.
8. No inflationary increases in Materials and Services (M&S) will be allowed in the budget for either the General Fund or the Central Services Fund Departments. Decision Packages will be required for any amount in excess of the current year budget, except for those items listed in the Budget Manual, Appendix B. One-time Materials and Services appropriations in the current fiscal year adopted budget shall be removed from the budget request (i.e., contractual services for a specific project, start up costs, etc.).
9. All light duty vehicles belong to the Marion County fleet. For departments assigned light duty vehicles, lease, repair and maintenance will be charged to departments in accordance with fleet management policy and procedures. Pool vehicle program charges are also established by fleet management.
10. The Budget Officer will recommend an amount to be budgeted for General Fund Contingency that meets the General Reserves policy. General Fund and Central Service Fund departments **may not** budget for Contingency. All departments receiving General Fund Transfer may not include the transfer amount as part of the contingency calculation.
11. For all other departments, Contingency is budgeted **no more than 10% of the total fund resources**. Amounts in excess of the 10% must be approved by the Budget Officer.
12. Decision packages will be included in the total department requested budget. They will be removed from the budget if the Budget Officer does not approve their inclusion in the budget at the Budget Officer proposed stage. Departments may not submit two or more decision packages that are for similar purposes as alternatives. Please refer to the Budget Manual, Appendix B, for submission criteria regarding decision packages.

MARION COUNTY FY 2021-22 BUDGET OVERVIEW

13. Departments will no longer be able to use vacancy savings to offset increased M&S costs during the supplemental budget process. This will only be permitted on an "exception" basis as approved by the Budget Officer.
14. IT hardware/software costs related to specific department applications will be provided by IT for inclusion in each Department's M&S budgets. A decision package is not necessary for these costs; however, departments will need to include the reason for any M&S increase in their budget narratives.

BUDGET RESOURCES FY 2021-22

Budget Manual

The Finance Department maintains a budget manual that is the guideline for planning, preparing and executing the budget. The manual is updated annually to reflect current local budget law requirements as well as updates to county policies and procedures. The manual is available on the Finance Department intranet.

Revenue Manual

The Finance Department maintains a revenue manual that is a comprehensive list of all significant revenues received by Marion County. The manual is updated annually and contains the basic information for the various revenues, such as the authority and use of the revenue, the department responsible for monitoring and estimating the revenue, as well as the account number used to track the revenue for accounting and budget purposes. The manual is available on the Finance Department intranet.

Capital Improvement Project (CIP) Manual

The Finance Department developed a manual to provide departments procedures for budgeting capital improvement projects. The manual is updated annually and provides departments guidance on when purchases or projects should be capitalized and outlines the budget process to request new capital projects. The manual is available on the Finance Department intranet.

CAPITAL IMPROVEMENT PROGRAM (CIP)

Five-Year Capital Needs Summary

Marion County maintains a rolling five-year summary for CIP planning purposes, called the Five-Year Capital Needs Summary. Year one of the summary is the upcoming fiscal years; years two through five are the ensuing four years.

Capital Improvement Process

The process for review and adoption of an upcoming project incorporated into the CIP budget is:

1. Each department is responsible for identifying and proposing capital projects for the upcoming fiscal year.
2. The project is reviewed by the Budget Team.
3. The Budget Officer approves or denies/defers the project.
4. If approved, the project is incorporated into the upcoming fiscal year budget.

MARION COUNTY FY 2021-22 BUDGET OVERVIEW

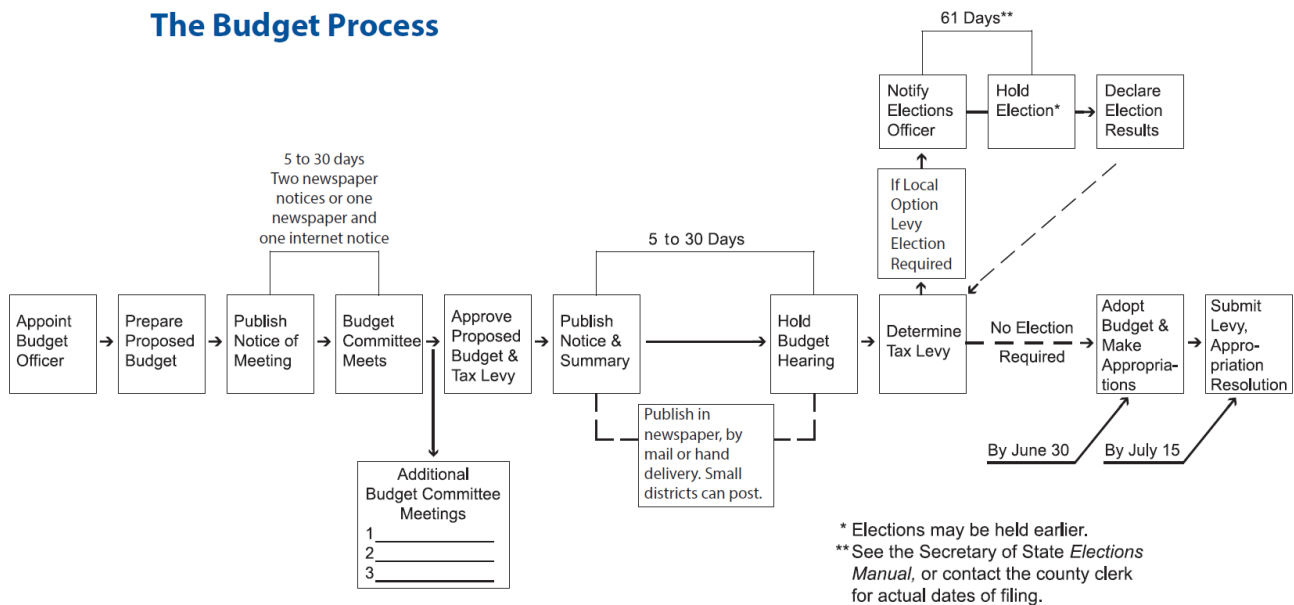
BUDGET PROCESS

The Marion County budget is a financial plan with estimates of resources (revenues) and requirements (expenditures), for a single fiscal year. The fiscal year begins on July 1 and ends on June 30.

According to Oregon’s local budget law, each county must have a budget officer appointed by the governing body. Marion County’s chief administrative officer also serves as the budget officer. The budget officer is responsible for preparing, or supervising, the preparation of a proposed budget that will be presented to the county’s budget committee. A budget committee is another legal requirement of Oregon’s local budget law. The Marion County Budget Committee is comprised of three citizens of the county, who are not county employees, and the three county commissioners. The make-up of the budget committee ensures that citizens/electors are involved in the budget process.

In Marion County, the budget development process begins in late fall and ends with adoption of the budget by the Board of Commissioners by June 30 of each year. Budgeting is a continuous cycle. After the budget is adopted, revenues and expenditures are monitored in order to ensure that expenditures do not exceed budgeted amounts, by categories specified by Oregon’s local budget law. Necessary adjustments to the budget are made during the fiscal year through the supplemental budget process. Marion County typically has one to three supplemental budget actions during the fiscal year.

Budgets for the General, Special Revenue, Debt Service, and Capital Project Funds are adopted on a modified accrual basis of accounting, the same basis used in the county’s financial statements. Budgets for the Enterprise and Internal Service Funds are also adopted on a modified accrual basis, which differs from financial reporting in that depreciation and accrued vacation pay are not budgeted. The budget is prepared in accordance with the basis of accounting used during the preceding year.



Source: Local Budgeting in Oregon, Oregon Department of Revenue

MARION COUNTY FY 2021-22 BUDGET OVERVIEW

Outline of the Budget Process According to Local Budget Law

The following overview is taken from the Oregon Department of Revenue Local Budgeting Manual. ORS is the Oregon Revised Statutes and Chapter 294 is the Local Budget Law, e.g., ORS 294.

1. **Appoint budget officer** (ORS 294.331).
2. **Appoint electors to the budget committee** (ORS 294.414). The budget committee consists of the governing body of the local government and an equal number of electors appointed by the governing body.
3. **Prepare proposed budget** (ORS 294.426). The budget officer prepares or supervises the preparation of a proposed budget to present to the budget committee.
4. **Publish notice of budget committee meeting** (ORS 294.401). After the proposed budget is prepared, the budget officer publishes a "*Notice of Budget Committee Meeting*." The notice must contain the date, place and time of the budget committee's first formal meeting, and of the meeting in which public comment will be heard. It may contain notice of several meetings, if the budget officer anticipates that more than one meeting will be needed.
 - If the sole form of notice is publication in a newspaper, it must be published at least twice, five to 30 days before the scheduled budget committee meeting date.
 - If the notice is published both in a newspaper and online, it need only be published once in the newspaper, but the publication must include the website address for the online publication, and it must be published online for at least 10 days before the meeting.
 - If the notice is hand delivered or mailed, only one notice is required, not later than 10 days before the meeting.
5. **Budget committee meets** (ORS 294.426). The budget message is delivered at the first budget committee meeting. The budget message explains the proposed budget and any significant changes in the local government's fiscal policy or financial position. After the initial meeting, the budget committee may meet as many times as needed to revise and complete the budget. At least one meeting must provide the opportunity for questions and comments from any interested person. The budget committee is allowed to meet for training and advisory reviews throughout the year, but the budget may not be deliberated before the first meeting for which notice is published. All meetings are subject to Oregon's Public Meetings Law (ORS Chapter 192).

The budget officer may make the proposed budget available to the members of the budget committee at any time before the first meeting, or may distribute the budget at the first meeting. At the time the budget is given to the committee, a copy must be filed in the administrative office of the district. The budget becomes a public record at this point and must be made available to anyone interested in viewing it.
6. **Budget committee approves budget** (ORS 294.428). The budget committee considers the budget proposed by the budget officer and comments made by the public and may make additions or deletions. When the budget committee is satisfied, it approves the budget. The budget approved by the committee specifies the amount or rate of each ad valorem tax levy. Approval of the budget and of the amount or rate of tax should be by motion and be recorded in the minutes of the meeting.
7. **Publish budget summary and notice of budget hearing** (ORS 294.448). After the budget is approved, the governing body of the local government must hold a budget hearing. The governing body must

MARION COUNTY FY 2021-22 BUDGET OVERVIEW

publish a *“Notice of Budget Hearing and Financial Summary”* five to 30 days before the scheduled hearing. This information must either appear in a newspaper of general circulation, be mailed or hand delivered.

8. **Hold budget hearing** (ORS 294.453, renumbered from 294.430). The governing body must hold the budget hearing on the date specified in the public notice. The purpose of the hearing is to listen to citizens’ testimony on the approved budget. Additional hearings may be held. All hearings must be open to the public.
9. **Adopt budget, make appropriations, impose taxes, and categorize taxes** (ORS 294.456). The governing body may make changes in the approved budget before it is adopted. Before the beginning of the fiscal year to which the budget relates, the governing body can also make changes to the adopted budget. However, if the governing body wants to make any of the following changes, they must first publish a revised *“Notice of Budget Hearing and Financial Summary”* and hold another public hearing:
 - If the governing body increases taxes over the amount approved by the budget committee.
 - If the governing body increases estimated expenditures in a fund over the amount approved by the budget committee by more than \$5,000 or 10 percent, whichever is greater.

After the budget hearing, and after considering public testimony, the governing body prepares a resolution or ordinance that formally adopts the budget, makes appropriations and, if property taxes are needed, levies and categorizes each tax. The budget is the basis for making appropriations and certifying the taxes. The resolutions or ordinances adopting the budget and making appropriations must be adopted no later than June 30.

10. **Certify taxes** (ORS 294.458, renumbered from 294.555). The next step in the budget cycle is to certify any property taxes to the county assessor. Taxes must be certified every year, even if the local government operates on a biennial budget.

The documents submitted to the assessor’s office by a taxing district subject to Local Budget Law are:

- Two copies of the notice of levy and the categorization certification (Form LB-50, ED-50 or UR-50). This form authorizes the assessor to place the district’s taxes on the property tax roll.
 - Two copies of the resolution statements that adopt the budget, make appropriations, and impose and categorize taxes; and
 - Two copies of any successful tax ballot measures for new taxes being imposed for the first time.
11. **Post-adoption.** After the preceding steps have been completed, changes to the budget are restricted by statute:
 - ORS 294.338 authorizes certain appropriations as an exception to the budget process.
 - ORS 294.463 governs the transfer of appropriations within a fund or from the general fund to another fund.
 - ORS 294.481 provides for the expenditure of funds to repair or replace property that has been damaged or destroyed. It also allows funds to be expended because of a civil disturbance or natural disaster.
 - ORS 294.468 authorizes loans from one fund to another.
 - ORS 294.471 and 294.473 specifies the conditions under which a local government may adopt a supplemental budget, and explains the process.
 - ORS 294.338 provides exceptions to the budget process for certain debt service expenditures.

MARION COUNTY FY 2021-22 BUDGET OVERVIEW

BUDGET PARTICIPANTS AND INFORMATION

Budget Committee

Oregon local budget law requires that the governing body of each local government must establish a Budget Committee. Budget Committees are composed of the governing body and an equal number of electors appointed by the governing body. Marion County, with three elected commissioners, appoints three elector members to the Budget Committee. The committee meets publicly to review the budget document as proposed by the budget officer. The committee receives the budget and the budget message and provides an opportunity for public comment on the budget. The committee makes adjustments based on input and then approves the budget.

<u>Citizen Members</u>	<u>Commissioner Members</u>
Denyc Boles	Danielle Bethell
Dave Kinney	Kevin Cameron
Patrick Vance	Colm Willis

Qualified voters who have the right to vote for the adoption of any measure may be appointed to the Budget Committee. Citizen members serve staggered terms of up to four years. They may be appointed for multiple terms. The Budget Committee meets between late May and early June of each year to consider the upcoming budget, and may meet at other times during the year to be brought up to date on current budget developments.

Budget Development Team

The county uses a team approach to developing the county annual budget. At each phase of the budget process, team members contribute expertise as required.

<u>Name</u>	<u>Title</u>
Jan Fritz	Budget Officer and Chief Administrative Officer
Jeff White	Chief Financial Officer
Cynthia Granatir	Chief Accountant
Debbie Gregg	Budget and Grants Manager
Daniel Adatto	Budget Analyst 2
Alicia Henry	Management Analyst 2

Public Hearings/Public Comment

The public is welcome to attend budget committee meetings and deliberations, and may share comments with the committee at designated public hearings. Members of the public may also discuss budget matters with the board of commissioners during regular board sessions throughout the year. For those unable to attend a board session or budget committee meeting, Capital Community Television (CCTV) broadcasts all board and budget committee meetings, and the sessions can be viewed on the Internet.

Marion County Website

The budget is available on the county website at www.co.marion.or.us.

MARION COUNTY FY 2021-22 BUDGET OVERVIEW

BUDGET CALENDAR for FY 2021-22

Calendar for FY 21-22	Description	Time/Place
NOVEMBER		
Monday, November 30, 2020	Risk and Finance to review PERS, Unemployment Rates, LTD, Other	5:00 PM
DECEMBER		
Wednesday, December 9, 2020	HR Benefits to Provide Health Insurance Enrollment Due to Finance	5:00 PM
Tuesday, December 15, 2020	Meet With Budget Officer to review parameters	10:00 AM
Friday, December 18, 2020	FY 21-22 CIP Requests Due from Depts to: IT, PW (GF only), Facilities and Finance	5:00 PM
Monday, December 21, 2020	Management Update for budget parameters for FY 21-22	9:00 AM
Monday, December 21, 2020	Finance to deliver budget parameters to IT BUD FY 21-22	Noon
Friday, December 25, 2020	HOLIDAY	
JANUARY		
Friday, January 1, 2021	HOLIDAY	
Tuesday, January 5, 2021	BOC Scheduler to send email of budget calendar dates to DH/EO	5:00 PM
Wednesday, January 6, 2021	All Departments Begin Budget Preparation - BUD Open	9:00 AM
Wednesday, January 6, 2021	IT Sends Dept Software FY 21-22 Costs to all Departments	5:00 PM
Tuesday, January 12, 2021	FY 21-22 Budget Kickoff and Training	10:00 AM/Remote
Friday, January 15, 2021	Central Services Departments Preliminary Budgets Due: Board of Commissioners, Finance, Legal Counsel	5:00 PM
Monday, January 18, 2021	HOLIDAY	
Friday, January 22, 2021	Central Services Departments Preliminary Budgets Due: Business Services, Human Resources, Information Technology	5:00 PM
Friday, January 29, 2021	CIP Requests due to Budget Team from: IT, Facilities and PW (GF Requests Onl	5:00 PM
FEBRUARY		
Thursday, February 4, 2021	Budget Officer Meets with Central Services Departments: Budget Team Discussion Finance Board of Commissioners Information Technology Business Services Human Resources (Rescheduled 2/2/21 11:30am) Legal Counsel/Law Library Budget Team Discussion	Remote 12:00 - 1:00 1:00 - 1:15 1:15 - 1:30 1:30 - 2:15 2:15 - 3:00 3:00 - 3:15 3:15 - 3:30 3:30 - 5:00
Tuesday, February 9, 2021	Central Services Departments Notified of Final Budget Officer Decisions	5:00 PM
Wednesday, February 10, 2021	Utility Information Distributed to Departments	5:00 PM
Thursday, February 11, 2021	Budget Team Reviews CIP requests (Facilities and IT to attend)	10:00 - 12:00
Friday, February 12, 2021	Central Services Revised Budgets Due to Finance	5:00 PM
Monday, February 15, 2021	HOLIDAY	
Friday, February 19, 2021	Administrative Charges Allocations Given to Departments	Noon
Wednesday, February 24, 2021	Preliminary Budgets Due From Departments: Assessor, Clerk, Justice Court, Treasurer	Noon
Wednesday, February 24, 2021	Central Services Departments Final Budgets Due	5:00 PM
MARCH		
Wednesday, March 3, 2021	Preliminary Budgets Due From Departments: Community Service, District Attorney, Juvenile	Noon
Wednesday, March 10, 2021	Preliminary Budgets Due From Departments: Health and Human Services, Public Works, Sheriff's Office, Non-Dept, CIP	Noon
Wednesday, March 17, 2021	Budget Officer Meets With Department Heads and Elected Officials: Assessor / Tax Justice Court Clerk and Clerk Records Break CIP and Other Non-Departmental Funds	Remote 10:30 - 11:00 11:00 - 11:15 11:15 - 11:45 11:45 - 1:30 1:30 - 4:30
Thursday, March 18, 2021	Budget Officer Meets With Department Heads and Elected Officials: Community Services District Attorney Juvenile Treasurer Budget Team Discussion	Remote 9:00 - 9:30 9:30 - 10:30 10:30 - 11:30 11:30 - 11:45 11:45-2:30

MARION COUNTY FY 2021-22 BUDGET OVERVIEW

Calendar for FY 21-22	Description	Time/Place
Friday, March 19, 2021	Budget Officer Meets With Department Heads and Elected Officials:	Remote
	Sheriff	10:00 - 11:00
	Public Works	11:00 - 12:00
	Budget Team Discussion	12:00 - 1:00
	Health and Human Services	1:00 - 2:00
	Budget Team Discussion	2:00 - 4:00
Tuesday, March 23, 2021	Budget Team Discussions and Final Decisions	3:30 - 5:00
Friday, March 26, 2021	Departments Notified of Budget Officer Decisions	4:00 PM
APRIL		
Friday, April 9, 2021	Final Revised Budgets Due From All Departments	5:00 PM
	NO FTE CHANGES AFTER APRIL 9th	
Friday, April 16, 2021	Budget Validation by GL Team	5:00 PM
Tuesday, April 20, 2021	Budget Officer Decisions Finalized for FY 2021-22 Proposed Budget	
	Budget Team - Review Budgets, Request Corrections From Departments, Prepares Summary Schedules, Assemble Budget Binders	
MAY		
Monday, May 10, 2021	Public Notice of Budget Committee Meeting (Statesman Journal and County Website)	
Friday, May 14, 2021	Distribute Budget to Budget Committee and Post Public Copy to County Website	
Monday, May 17, 2021	State of Oregon WH118 CIP Forms Due	5:00 PM
Wednesday, May 19, 2021	Public Written Comments Due to BOC/Finance	4:00 PM
Thursday, May 20, 2021	FY 2021-22 Opening Budget Session - Budget Committee	9:00 AM
	Elect Chair & Vice Chair, Adopt Meeting Rules, Approve Minutes	9:00 - 9:10
	Budget Officer's FY 2021-22 Message	9:10 - 9:30
	Budget Structure and Overview	9:30 - 9:45
	Department Budget Presentations	
	Assessor	9:45 - 10:00
	Clerk	10:00 - 10:15
	Community Services	10:15 - 10:30
	Justice Court	10:30 - 10:40
	Treasurer	10:40 - 10:45
	Break	10:45 - 11:00
	District Attorney	11:00 - 11:30
	Juvenile	11:30 - 12:00
	Lunch	12:00 - 12:30
	Sheriff's Office	12:30 - 1:00
	Public Works	1:00 - 1:30
	Health and Human Services	1:30 - 2:00
	Finance	2:00 - 2:10
	Legal Counsel / Law Library	2:10 - 2:15
	Board of Commissioners	2:15 - 2:25
	Business Services	2:25 - 2:40
	Human Resources	2:40 - 2:45
	Information Technology	2:45 - 3:00
	Break	3:00 - 3:15
	Capital Improvement Projects	3:15 - 3:30
	Non-Departmental & Other Funds	3:30 - 3:45
	Compensation Board Recommendation	3:45 - 4:00
	Review Public Comments	4:00 - 4:15
	Budget Committee Deliberations and Approval	4:15 - 5:00
Monday, May 31, 2021	Holiday	
JUNE		
Thursday, June 10, 2021	Public Notice of Budget Hearing (Statesman Journal and County Website)	
Wednesday, June 23, 2021	Board of Commissioners Adopt FY 2021-22 Budget	9:00 AM

TABLE OF CONTENTS

ABOUT MARION COUNTY

Form of Government.....	11
County Profile	11
Quick Facts	11
Marion County Cities	12
Points of Interest	12
Characteristics of the People	13
Economic Forecast	15
County Financial Position	16
County Employment by Industry	17
County Principal Property Taxpayers.....	18

THIS PAGE HAS BEEN INTENTIONALLY LEFT BLANK

MARION COUNTY FY 2021-22 BUDGET

ABOUT MARION COUNTY

FORM OF GOVERNMENT

Marion County had a county court form of government for the first century of its existence and was presided over by the Marion County Court which consisted of a judge and two commissioners. In 1961, the Legislative Assembly enabled a county court with no judicial functions to reorganize as a three-member board of county commissioners. With court approval, the Marion County Court was abolished and replaced by the Marion County Board of Commissioners on January 1, 1963. Today, Marion County is one of the 27 general law counties in the state.

COUNTY PROFILE

Marion County, Oregon is located south of the Portland metropolitan area, and stretches from the Willamette River to the Cascade Mountains.

Quick Facts

- Capital: Salem (located primarily within Marion County)
- Land Area: 1,182.33 square miles
- Established: July 5, 1843
- Population: 347,818 (2019 estimate)*
- Persons Per Square Mile: 266.7 (Oregon average: 40)
- Housing units, 2019: 128,622*
- Mean travel time to work (minutes): 23.2
- Cities: 20 incorporated
- Elevation: 154 feet at Salem and 8,294 feet at Detroit Lake
- Average Temperature: January 35.6 F; July 80.5 F
- Annual Precipitation: 40.7 inches
- Principal Industries: Arts, construction, education, entertainment, government, health care and social assistance, lumber, manufacturing, public administration, recreation, and retail trade.

* U.S. Census Bureau QuickFacts, July 1, 2019. ([U.S. Census Bureau QuickFacts: Marion County, Oregon](https://www.census.gov/quickfacts/marion-county-oregon))

MARION COUNTY FY 2021-22 BUDGET
ABOUT MARION COUNTY

Marion County Cities

Incorporated Cities	Population	Unincorporated Communities	
Aumsville	3,975	Breitenbush	Mehema
Aurora	985	Broadacres	Monitor
Detroit	210	Brooks	Niagara
Donald	985	Butteville	North Howell
Gates	485	Central Howell	North Santiam
Gervais	2,585	Clear Lake	Orville
Hubbard	3,305	Concomly	Pratum
Idanha	140	Crestwood	Roberts
Jefferson	3,245	Downs	Rockie Four Corners
Keizer	38,505	Drakes Crossing	Rosedale
Mill City	1,865	Elkhorn	St. Louis
Mt. Angel	3,415	Fargo	Shaw
St. Paul	435	Hazel Green	Sidney
Salem	165,265	Hopmere	Skunkville
Scotts Mills	375	Labish Center	Sunnyside
Silverton	10,325	Little Sweden	Talbot
Stayton	7,810	Lone Pie Corner	Waconda
Sublimity	2,890	Macleay	West Stayton
Turner	2,085	Marion	
Woodburn	24,760		

There are 20 incorporated cities and 37 unincorporated communities in Marion County. Incorporated cities population data is from 2019 Oregon Blue Book. As reported by the 2010 Census, the total population of Marion County was 315,335, a 10% increase over 2000. The United States Census Bureau population estimate for July 1, 2019 is 347,818.

Points of Interest

Oregon State Capital, Champoeg State Park, The Oregon Garden, Silver Falls State Park, Detroit Dam and the North Santiam River, Breitenbush Hot Springs, Willamette River, Mt. Angel Abbey, Willamette University, Chemeketa Community College, Marion County Historical Society, Wheatland and Buena Vista Ferries, Mission Mill Museum and historic Bush House, Deepwood Estates House and Gilbert House Children’s Museum, are just a few of the attractions Marion County has to offer.

MARION COUNTY FY 2021-22 BUDGET
ABOUT MARION COUNTY

CHARACTERISTICS OF THE PEOPLE

The following are selected census data that compare characteristics of the people of Marion County to those of the United States collectively. The characteristics selected show that there are significant variances between the County and the U.S. for some items, for others there is only a small variance. The interpretation of the data will be left to the reader.

ECONOMIC CHARACTERISTICS

	Marion County		U.S.
Population 16 years and over	237,827	75.4%	79.0%
In Civilian Labor Force	150,391	63.2%	64.4%
Employed	135,269	56.9%	57.0%
Unemployed	15,122	6.4%	6.9%
Commute to Work - drove alone	94,875	71.5%	76.6%
<i>Industry (top 5):</i>			
Educational services, and health care and social assistance	27,195	20.1%	23.2%
Retail Trade	15,610	11.5%	11.7%
Manufacturing	15,008	11.1%	10.4%
Public Administration	12,302	9.1%	5.2%
Construction	11,340	8.4%	6.2%
Class of Worker - Government	25,781	19.1%	15.3%
Persons Below Poverty Level	N/A	14.2%	13.8%
Medium Household Income	\$ 59,623		\$ 51,914

Source: U.S. Census Bureau, 2010 Census

MARION COUNTY FY 2021-22 BUDGET
ABOUT MARION COUNTY

POPULATION AND HOUSING CHARACTERISTICS

	Marion County		U.S.
Total Population	346,868	100.0%	100.0%
15 years and under	70,655	20.4%	19.8%
16 years through 64 years	222,738	64.2%	67.1%
65 years and older	53,475	15.4%	13.1%
Male Population	174,987	50.4%	49.2%
Female Population	171,881	49.6%	50.8%
Vacant housing units	127,332	6.6%	11.4%
Homeownership Rate		61.0%	65.1%
<i>Residence 1 year ago:</i>			
Same house		83.9%	85.5%
Different house, same county		9.8%	8.4%

Source: U.S. Census Bureau, 2010 Census

SOCIAL CHARACTERISTICS

	Marion County	U.S.
Family households (families)*	68.2%	66.4%
Average household size	2.70	2.58
<i>Educational Attainment:</i>		
Percent high school graduate or higher	84.9%	87.3%
Percent bachelor's degree or higher	22.6%	30.9%
Civilian Veterans	9.0%	7.7%
Born in the United States	86.1%	85.1%
Institutionalized population	2.1%	1.3%
Language spoken at home - English only	74.9%	78.7%

* Out of total number of households

Source: U.S. Census Bureau, 2010 Census

MARION COUNTY FY 2021-22 BUDGET

ABOUT MARION COUNTY

ECONOMIC FORECAST

The Budget Officer has addressed local economic conditions in the transmittal, i.e., budget message, to the Budget Committee for the fiscal year 2021-22 budget. An additional perspective comes from the following excerpt from the Oregon Office of Economic Analysis executive summary of its most recent economic forecast for Oregon. The Office of Economic Analysis recognizes in the larger, more in-depth report, that economic growth is not expected to be at the same pace in the spectrum between larger metropolitan areas and rural areas, with many variables from county-to-county such as prevalent industries.

EXECUTIVE SUMMARY

March 2021

The economy is emerging from a dark winter. The resurgent virus of a few months ago is in full retreat. The outlook brightens with every inoculation. The stage is set for stronger economic growth this year and next than the U.S. has experienced in decades, possibly generations. The combination of increased vaccinations, large and swift federal policy responses, and a more resilient underlying economy, results in a cycle unlike anything experienced before.

Most encouraging is that the amount of economic scarring to date in terms of business closures and permanent layoffs is much better than first feared. Total personal income is higher today than it was prior to the pandemic, despite Oregon having 160,000 fewer jobs. Households, particularly those in the middle and upper parts of the income distribution have built up considerable amounts of savings. As the pandemic continues to wane, pent-up demand will be unleashed, fueling growth in the months ahead. The shift in spending out of physical goods and back into labor-intensive, in-person consumer services will raise employment significantly. While the labor market remains in a deep hole today, a bit more than half of these lost jobs will be regained this year. The rest will be regained next year. Oregon's economy will return to full employment by early 2023, or 6-9 months sooner than expected in previous forecasts.

Although many are suffering, aggregate income has risen sharply during the recession. As an income tax state, Oregon's primary revenue instruments have followed suit. The General Fund revenue outlook has brightened accordingly. Immediately following the start of the pandemic, the revenue outlook was revised down by around \$2 billion. As of the current forecast, this hole has completely been filled. The new outlook calls for a bit more revenue than was expected before the recession began.

Many factors are playing into the unexpectedly strong revenue collections, but two reasons stand out in particular. First, the unprecedented amount of federal aid has translated into around \$1.5 billion in additional Oregon tax liability. Second, unlike previous recessions, asset markets have continued to gain value and corporate income has held steady.

Healthy revenue collections together with the strengthening economic outlook have put Oregon's unique kicker law into play. Following a booming first half of the biennium, Oregon's General Fund revenue outlook was inches away from the 2% kicker threshold when the pandemic hit. After filling all of the recessionary hole, the March 2021 forecast calls for collections to exceed the threshold by \$170 million (0.9%), resulting in a kicker credit of \$571 million. However, this kicker credit is far from a sure thing. With one more tax season left in the biennium, much uncertainty remains. During peak tax season, the Department of Revenue has processed more than \$170 million of tax payments in a single day. Given the variance seen during our office's 40 year forecasting record, there is currently a two-in-three chance that a kicker will be triggered when the biennium ends.

Although the additional revenue called for in the March 2021 outlook is a welcome sight, budget writers still face a challenging environment this session. Although personal income taxes have continued to grow this biennium, many other revenue sources such as Lottery sales have not. While better than past recessions, overall revenue growth remains quite modest from an historical perspective. With both federal aid and asset booms expected to expire, revenue growth will remain modest during the 2021-23 budget period. Should this baseline outlook come to pass, state resources will have remained roughly unchanged for three consecutive budgets. This growth is not sufficient to keep up with rising need for, and the cost of, providing public services.

MARION COUNTY FY 2021-22 BUDGET
ABOUT MARION COUNTY

COUNTY FINANCIAL POSITION

The County will continue to manage the fiscal year with an acceptable financial position and a low ratio of outstanding debt to the real market value of taxable property within the county. Major long-term budget concerns include reductions in federal and state funding, rising employee benefit costs, and continued capital project needs. The county prepares a five year capital improvements project document identifying infrastructure items and supporting equipment needing upkeep and replacement.

County Debt

Debt Policy

Marion County has no formal debt policy, primarily because the county is not a regular issuer of debt. The most recent bond debt issue was in 2005 and bank loan financing for major infrastructure projects in 2013, 2016, and 2018, with an anticipated capital loan in 2022. In practice, the county seeks to use internal financing sources or cash when possible. A significant amount of statutory debt authority exists for Marion County.

Legal Debt Limits

State statute (ORS 287A.100) limits the amount of bonded debt a county may issue to a percentage of the Real Market Value (RMV) of the County's taxable property; the limit is 2% for general obligation bonds or \$1.0 billion, 5% limited tax pension obligations or \$2.5 billion, and 1% for limited tax obligations or \$507 million. Based on the RMV for fiscal year 2020 of \$51 billion, the County's total outstanding debt of \$56 million represents 0.11% of RMV.

Long-Term Debt

At the end of the 2019-20 fiscal year, the County had total debt outstanding of \$55,697,454 a decrease of 8% from the previous fiscal year due to repayment of outstanding principal. This amount includes \$4,536,000 in refunding bonds (Courthouse Square), \$17,997,000 in capital financing agreements, \$32,815,000 in limited tax pension obligations (PERS) and \$350,000 in notes payable (service districts). The County currently has no outstanding general obligation bonds. Standard & Poor's has given the County an issuer credit rating of AA.

Marion County's Outstanding Debt (thousands)

	Governmental Activities		Business-type Activities		Total	
	2019	2020	2019	2020	2019	2020
Refunding bonds	\$ 5,888	\$ 4,536	\$ -	\$ -	\$ 5,888	\$ 4,536
Capital financing agreements	19,774	17,997	-	-	19,774	17,997
Limited tax pension obligations	34,226	32,815	-	-	34,226	32,815
Notes payable	-	-	367	350	367	350
Total	\$ 59,888	\$ 55,348	\$ 367	\$ 350	\$ 60,255	\$ 55,698

Debt Payments

Principal and interest payments on Courthouse Square revenue bonds, PERS obligations bonds, and loans on notes are payable through the Debt Service Fund located in the Non-Departmental section of this book.

MARION COUNTY FY 2021-22 BUDGET
ABOUT MARION COUNTY

County Employment by Industry

EMPLOYMENT BY INDUSTRY
Current Fiscal Year and Nine Years Ago

	2020			2011		
	Units	Employment	% of Employment	Units	Employment	% of Employment
Government Employers:						
Federal government	52	1,339	0.84%	66	1,714	1.29%
State government	176	20,025	12.61%	196	19,328	14.58%
Local government	327	14,017	8.82%	318	14,789	11.16%
	555	35,381	22.27%	580	35,831	27.03%
Private Employers:						
Natural resources and mining	516	9,584	6.03%	445	9,318	7.03%
Construction	1,357	10,928	6.88%	1,007	5,639	4.25%
Manufacturing	412	10,821	6.81%	378	9,569	7.22%
Trade, transportation and utilities	1,741	26,128	16.45%	1,574	21,065	15.89%
Information services	154	1,283	0.81%	100	1,180	0.89%
Financial activities	541	4,058	2.55%	495	3,875	2.92%
Real estate, rental and leasing	419	1,490	0.94%	377	1,477	1.11%
Professional and business services	1,572	13,962	8.79%	1,188	10,628	8.02%
Education and health services	1,176	25,530	16.07%	1,001	18,138	13.68%
Leisure and hospitality	179	2,609	1.64%	151	1,981	1.49%
Accommodation and food services	723	11,009	6.93%	582	8,616	6.50%
Other services	2,035	6,056	3.81%	1,253	5,236	3.95%
	10,825	123,458	77.73%	8,551	96,722	72.97%
Total County Employment	11,380	158,839	100.00%	9,131	132,553	100.00%

Source: Oregon Employment Department

Notes:

- (1) Information is presented for the prior calendar year.
- (2) Includes full-time and part-time employees.

MARION COUNTY FY 2021-22 BUDGET
ABOUT MARION COUNTY

County Principal Property Taxpayers

PRINCIPAL PROPERTY TAXPAYERS
Current Fiscal Year and Nine Years Ago

Taxpayer	Rank	2020		2011		
		Taxable Assessed Value	Percentage of Total Taxable Assessed Value	Taxable Assessed Value	Percentage of Total Taxable Assessed Value	
Portland General Electric Co	1	\$ 351,099,741	1.32%	1	\$ 236,486,420	1.20%
Northwest Natural Gas Co	2	156,704,000	0.59%	2	119,965,100	0.61%
CenturyLink (Qwest Corporation)	3	108,340,590	0.41%	5	69,675,580	0.35%
Winco Foods LLC	4	99,089,355	0.37%	4	88,260,913	0.45%
Comcast Corporation	5	80,510,000	0.30%	3	99,458,400	0.51%
Woodburn Premium Outlets LLC	6	68,224,445	0.26%			
Bit Investment Ninety-Seven LLC	7	59,128,080	0.22%			
Donahue Schriber Realty Group	8	68,958,720	0.26%	8	53,197,870	0.27%
State Accident Insurance Fund	9	54,707,680	0.21%			0.00%
Lancaster Development Company	10	55,509,300	0.21%	6	58,442,260	0.30%
Craig Realty Group Woodburn				7	47,178,080	0.24%
Wal-Mart Real Estate				9	43,696,220	0.22%
Norpac Foods Inc				10	53,345,097	0.27%
Total for principal taxpayers		<u>\$ 1,102,271,911</u>	<u>4.16%</u>		<u>\$ 869,705,940</u>	<u>4.43%</u>
Total taxable assessed value		<u>\$ 26,502,974,171</u>			<u>\$ 19,627,632,200</u>	

Notes:

(1) Information in this schedule satisfies the county's annual disclosure requirements under SEC Rule 15c2-12.

TABLE OF CONTENTS

STRATEGIC DIRECTION

Marion County Strategic Plan	19
Vision Statement	19
Mission Statement	19
Statement of Values	19
Goals and Key Indicators.....	20
Organizational Structure	25
Organization Chart	25
Employees	25
Department Heads and Elected Officials.....	26
Government Services	26

THIS PAGE HAS BEEN INTENTIONALLY LEFT BLANK

MARION COUNTY FY 2021-22 BUDGET STRATEGIC DIRECTION

MARION COUNTY STRATEGIC PLAN

MISSION STATEMENT

We serve the public to protect, promote, and enhance a positive quality of life in Marion County.

VISION STATEMENT

Marion County is a healthy, safe, and vibrant place to live and work.

MARION COUNTY MOTTO

Delivering Excellence Everyday.

Statement of Values

Our commitment to citizens and fellow employees is to top-quality service by community-focused professionals who demonstrate the following values:

- *Customer Service* – We treat our customers and one another with courtesy, respect, dignity, fairness, and understanding. We work to make Marion County accessible and responsive to a wide range of individual and community needs and interests. We promote flexible, creative, solutions-oriented approaches to resolving customer problems and meeting customer needs.
- *Professionalism* – We hire, train, and develop our employees to be knowledgeable and expert in their respective roles. We strive for the highest levels of accuracy and quality in carrying out our responsibilities to the public.
- *Integrity* – We are honest, forthright, and ethical in our dealings with others and on behalf of the public trust. We follow-through on our commitments and we hold one another and ourselves personally accountable for doing what we promise.
- *Stewardship* – We seek to make the most efficient and effective use of public resources, and we work to continuously improve our services through collaboration, innovation, and competence. We strive to create and maintain a fair, transparent and open process of government that actively seeks citizen participation and recognizes the diverse and competing interests of all of the county's constituencies.

MARION COUNTY FY 2021-22 BUDGET
STRATEGIC DIRECTION

MARION COUNTY GOALS

Each of Marion County's goals and objectives is listed below; all county departments include key indicators in their budget document and identify a primary goal which links back to each key indicator. These goals, objectives, and key indicators help departments align and continue to work towards effectively managing public resources and strive for a focused way to address needs and emerging issues.

The detail information for each key indicator is found in each department's budget.

COUNTY GOAL 1: PUBLIC SAFETY		
<i>Pursue a safe and secure community by protecting people, property, and economy of Marion County.</i>		
DEPARTMENT GOALS	KEY INDICATORS	Page #
Community Services: Support Reintegration into Communities		
Increase awareness of community reentry issues, fundraise and manage funds to prevent adults in custody from recidivism.	Marion County Client Services Fund	148
District Attorney's Office: Criminal Prosecutions		
Aggressively prosecute and prioritize violent and person-to-person crimes.	Adult prosecution Criminal cases submitted	183
District Attorney's Office: Victim Assistance Program Services		
Measure number of victim contacts, level of customer service and workload of volunteers and staff.	Direct Services to victims of crime	185
District Attorney's Office: Child Support Enforcement Funds		
Monitor the total amount of financial support collected for children and families under Oregon law.	Child support enforcement funds collected	186
Justice Court: Citations and Fines		
Provide for impartial hearing of court cases in an efficient manner.	Volume of citations processed; Amount of fines collected	298
Juvenile: Juvenile Crime		
Analyze data to inform policy and practice in achieving positive youth outcomes and public safety through reduction of criminogenic risk factors and recidivism, and increase in community connectivity and educational engagement.	Juvenile referral data	317
Sheriff's Office: Code Enforcement		
Work collaboratively with community and public safety partners with an emphasis on preventing crime, problem solving and being responsive to the community's needs.	Number of cases processed and number of cases closed	465
Sheriff's Office: Collaboration		
Continue to work collaboratively with our community and public safety partners with an emphasis on the prevention of crime, problem solving, and being responsive to the community's needs for public safety.	Intelligence-led public safety services;	460-462
	Traffic safety team education and enforcement	

MARION COUNTY FY 2021-22 BUDGET
STRATEGIC DIRECTION

Sheriff's Office: Recidivism		
Assess the risk of recidivism and target programs, services and interventions to reduce key criminogenic risk factors.	Decrease recidivism rates	463-464
Sheriff's Office: Safety		
Keep our community safe by maintaining a safe and secure jail and transition center, patrolling and conducting criminal investigations, providing civil process, supervising offenders through parole and probation, providing search and rescue response, and keeping our courts safe and accessible to the public through judicial security.	Mental illness and incarceration; Recidivism	455
County Plans Linked to Goals		
<ul style="list-style-type: none"> · Marion County Justice Reinvestment Initiative · Sheriff's Office Core Functions & Objectives · Sheriff's Office Community Corrections Annual State Plan · Marion County Juvenile Department Strategic Plan · Marion County Reentry Initiative Strategic Plan 		
COUNTY GOAL 2: TRANSPORTATION AND INFRASTRUCTURE		
<i>Provide a safe, efficient, and reliable transportation system and maintain a vital infrastructure in the best condition available resources allow.</i>		
DEPARTMENT GOALS	KEY INDICATORS	Page #
Public Works: Road Surface Treatment		
Annually review the cost of surface treatments by treatment type.	Cost per mile for surface treatment	388
Public Works: Miles of Road Surfaced		
Review the miles of road receiving treatment versus the miles that should receive treatment to preserve the entire system.	Miles of road resurfaced by treatment type	388-389
Public Works: Measure Overall Road System Infrastructure Condition		
Track ongoing condition of the road system's pavement condition.	Pavement condition index (PCI)	389
Public Works: Bridge Sufficiency Rating		
Receive a high bridge sufficiency rating to indicate healthy bridges.	Bridge sufficiency rating	390
Public Works: Recycling		
Maintain a high level of recycling in the county for a cleaner environment.	Recycling rate as a percent of solid waste	391
Public Works: Stormwater Community Outreach		
Improve water quality and meeting minimum requirements for the Oregon department of Environmental Quality.	Track and improve number of community members in education outreach;	393
	number of miles swept and number of catch basins cleaned	
Public Works: Transfer Station Trends		
Review number of tons, cubic yards, and customers to measure overall waste generation handled in county facilities.	Track annual level of waste material county handles	392-393
County Plans Linked to Goals		
<ul style="list-style-type: none"> · Marion County Comprehensive Plan (Land Use) · Marion County Parks Master Plan · Marion County Solid Waste Management Plan · Stormwater Management Plan 		

MARION COUNTY FY 2021-22 BUDGET
STRATEGIC DIRECTION

COUNTY GOAL 3: HEALTH & COMMUNITY SERVICES		
<i>Promote the overall health of people in Marion County by improving the delivery of quality health services and supporting community-based prevention efforts.</i>		
DEPARTMENT GOALS	KEY INDICATORS	Page #
Community Services: Return Dogs to the Community/Increase Licensing		
Return dogs to their owners and release healthy, safe dogs back into the community.	Number of dogs reunited with their owners	148
Health Department: Behavioral Health		
Promote a diverse system of behavioral health and addictions services that address community and family needs from early childhood to older adulthood.	Parent and child mental health services; Family support services for children with developmental disabilities	218 & 226
Health Department: Public Health		
Assure the five basic public health services to residents of Marion County are met (ORS 431.416).	Prevention of communicable disease; Prevention of foodborne and waterborne illness	247
County Plans Linked to Goals		
<ul style="list-style-type: none"> · Marion County Public Health Comprehensive Plan · Biennial Implementation Plan for Mental Health, Addictions and Gambling · Mid-Willamette Homeless Initiative Strategic Plan · Ambulance Service Plan · Marion County Housing Authority 5-Year Plan 		
COUNTY GOAL 4: EMERGENCY MANAGEMENT		
<i>Proactively plan, review, and maintain a comprehensive emergency management program.</i>		
DEPARTMENT GOALS	KEY INDICATORS	Page #
Public Works: Develop and Maintain Emergency Operations Plans		
Prepare a master plan for Emergency Management that sets short and long term operational goals.	Volunteer hours served	392
County Plans Linked to Goals		
<ul style="list-style-type: none"> · Marion County Emergency Operations Plan · Natural Hazards Mitigation Plan · Marion County Health Department Pandemic Influenza Plan 		
COUNTY GOAL 5: ECONOMIC DEVELOPMENT		
<i>Demonstrate a supportive attitude toward employers, businesses, and property owners that promotes economic development and high standards of livability in Marion County.</i>		
DEPARTMENT GOALS	KEY INDICATORS	Page #
Community Services: County Fair		
Provide effective and efficient administrative support that ensures the success of the Marion County Fair.	Fair attendance	151
Community Services: Economic Development		
Advance Marion County's economy by working with policymakers, community leaders and entrepreneurs to grow the economy, increase employment, and improve the standard of living.	Economic development projects	149

MARION COUNTY FY 2021-22 BUDGET
STRATEGIC DIRECTION

Public Works: Permits		
Continue to streamline review process for citizens with other agencies/departments on building permits, addressing, roadway improvements, survey plats, septic issues, and survey reviews.	Number of permits issued by type	390-391
County Plans Linked to Goals		
<ul style="list-style-type: none"> · Economic Development Strategic Plan · Marion County Fair Strategic Plan · Marion County Integrated Water Resource Plan 		
COUNTY GOAL 6: OPERATIONAL EFFICIENCY AND QUALITY SERVICE		
<i>Provide efficient, effective, and responsive government through stewardship and accountability.</i>		
DEPARTMENT GOALS	KEY INDICATORS	Page #
Assessor's Office: Technology		
Continually improve process efficiencies, conserve resources, and enhance service by making use of current technologies.	Added value to assessment rolls	67-68
Board of Commissioners' Office: Enterprise Approach		
Lead and manage the county business functions more efficiently and effectively to enhance accountability and stewardship.	Organizational and management assessments of county departments and programs	86-87
Business Services: Facilities Support		
Provide an enterprise approach that manages the county owned and leased facilities while focusing on customer service, fiscal responsibility, and industry best practice.	Ratio of repair hours to preventative maintenance hours	106
Clerk's Office: Increase Efficiency		
Evaluate business processes to make better use of management skills, technology and resources.	Election cost	124-125
Finance: Fiscal Integrity		
Streamline and standardize the county's contracting, solicitation and purchasing processes.	Contracts processed in compliance with county policy and procedure.	205
Human Resources: Employee Retention		
Ensure a stable workforce to reduce associated costs with turnover and improves customer service.	Retention Rate calculated by % of regular employees who were retained throughout the fiscal year.	267
Information Technology: Enterprise Approach		
Maintain a five-year technology roadmap to serve as a strategic inventory of proposed and approved enterprise-wide and department specific projects sponsored by departments, information technology or both.	Application Management and Support	285
Legal Counsel: Hearings Officer Cases		
Use of the Hearings Officers for land use, dogs, and towed vehicles cases creates efficiencies in resolving issues in a timely, fair, and cost effective manner, saving tax payer funds.	Track number of land use, dog, vehicle tow and other cases by hearings officer	339-340

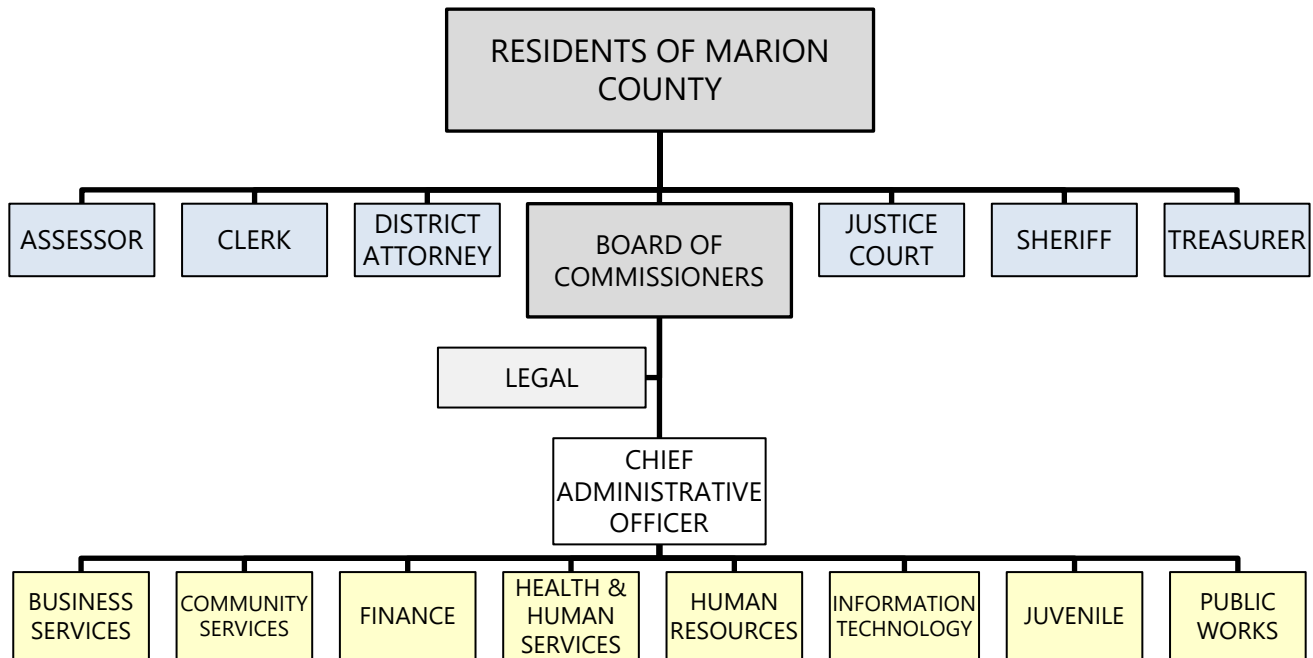
MARION COUNTY FY 2021-22 BUDGET
STRATEGIC DIRECTION

Legal Counsel: Protecting the County		
Represent the county in contested matters in court or before administrative tribunals, and recommend settlements as appropriate.	Tort claim notices	339
Treasurer's Office: Asset Management		
Safeguard public funds.	Investment portfolio returns	498-499
County Plans Linked to Goals		
<ul style="list-style-type: none"> · Annual Adopted Budget · Facilities Master Plan Final Report · Facilities Condition Assessment Report · Comprehensive Annual Financial Report (CAFR) · Treasurer's Investment Portfolio Report 		

MARION COUNTY FY 2021-22 BUDGET
STRATEGIC DIRECTION

ORGANIZATION CHART

The Marion County government organization is headed by an elected Board of Commissioners and has 16 departments. In addition to the Board of Commissioners, six other departments are headed by elected officials: Assessor, Clerk, District Attorney, Justice Court, Sheriff, and Treasurer. The remaining nine departments are headed by appointed officials who report to the Chief Administrative Officer: Business Services, Community Services, Finance, Health and Human Services, Human Resources, Information Technology, Juvenile, Public Works and Legal Counsel.



Employees

Including the department heads and elected officials, there are more than 1,500 full-time regular and part-time regular employees working for Marion County. In addition, there are as many as 300 part-time temporary employees also employed in a peak month; the count varies as some employment is seasonal.

Additional information about employees is found in the appendices where there is a complete FTE position history.

Marion County 10 Year History of Full-Time Equivalent Positions

FY 12-13	FY 13-14	FY 14-15	FY 15-16	FY 16-17	FY 17-18	FY 18-19	FY 19-20	FY 20-21	FY 21-22
1311	1323	1357	1413	1443	1477	1516	1517	1558	1563

MARION COUNTY FY 2021-22 BUDGET
STRATEGIC DIRECTION

Department Heads and Elected Officials

DEPARTMENT	DIRECTOR	TYPE
Assessor	Tom Rohlfing	Elected
Board of Commissioners	Danielle Bethell	Elected
Board of Commissioners	Kevin Cameron	Elected
Board of Commissioners	Colm Willis	Elected
Board of Commissioners	Jan Fritz	Appointed
Business Services	Colleen Coons-Chaffins	Appointed
Community Services	Tamra Goettsch	Appointed
County Clerk	Bill Burgess	Elected
District Attorney	Paige Clarkson	Elected
Finance	Jeff White	Appointed
Health and Human Services	Ryan Matthews	Appointed
Human Resources	Michelle Shelton	Appointed
Information Technology	Gary Christofferson	Interim
Justice Court	Janice Zyryanoff	Elected
Juvenile	Troy Gregg	Appointed
Legal Counsel	Jane Vetto	Appointed
Public Works	Brian Nicholas	Appointed
Sheriff	Joe Kast	Elected
Treasurer	Laurie Steele	Elected

GOVERNMENT SERVICES

Programs and services delivered or managed by Marion County touch the lives of virtually all residents of the county, fulfilling many roles. Marion County is a general law county, acting as an agent of the state. The county performs functions on behalf of the state, as well as providing county services.

Assessor – The Assessor’s Office assesses the value of all commercial, industrial and residential property subject to tax; collects all property taxes levied by local school districts, cities, special districts and the county; and distributes these revenues to the taxing districts to support their operations.

Board of Commissioners – The Board of Commissioners Office consists of three county commissioners, elected at large, who constitute the county governing body. The board appoints a chief administrative officer who is responsible for carrying out directives, policies, and ordinances of the board.

Business Services – The Business Services Department provides services that support departments in the following functions: facilities management which includes overseeing and maintaining county buildings, risk management to protect and mitigate loss of county assets as well as overseeing employee occupational safety, and overall administrative support.

MARION COUNTY FY 2021-22 BUDGET STRATEGIC DIRECTION

Community Services – The Community Services Department promotes safe and thriving communities for people to live, learn, work and play. The department has six program areas: Grants, Marion County Fair, Lottery and Economic Development, Marion County Reentry Initiative, Dog Services and Administration. Collectively, the department facilitates partnerships between families, community members, public safety, health, education, and social service agencies; applies research in support of agriculture, forestry, enterprises, natural resources and related workforce development; provides care and shelter to lost dogs; and provides the administration for the Marion County Fair.

County Clerk – The Clerk’s Office is responsible for recording, maintaining, and archiving all county records. This office also conducts all elections within Marion County, whether for federal, state or local government.

District Attorney – The District Attorney’s Office prosecutes people accused of committing crimes in the county. This office also collects child support payments ordered by the courts and provides assistance to crime victims.

Finance – The Finance Department provides financial services that support departments in delivering their services to customers and clients. This involves functions such as processing and maintaining the county’s payroll and accounting records, accounts payable and receivable, purchasing, contract management, grants compliance, and budget preparation. In addition, tax-foreclosed property is managed by the Finance Department.

Health and Human Services – The Health and Human Services Department inspects and licenses all restaurants, school cafeterias and other food vendors. It provides immunizations for children and tracks and works to control infectious diseases. It records birth and death certificates. It provides case management for those with developmental disabilities; maintains programs for those with chronic and acute mental illness; and provides treatment for those with substance and gambling addictions.

Human Resources – The Human Resources Department was formed in FY 2020-21 and is responsible for providing recruitment, classification and compensation, employee and labor relations, workforce data management, workforce planning and development, benefits and wellness to county employees, and oversight of volunteer services.

Information Technology – The Information Technology Department provides supporting services to county departments by operating and maintaining the county’s information technology and telecommunications systems.

Justice Court – The Justice Court hears minor traffic offenses, some misdemeanors and small civil claims (\$10,000 or less). In addition, the Justice Court can hear cases related to violations of county ordinances, such as charges of excessive noise or dogs running at large.

Juvenile – The Juvenile Department operates a juvenile detention center, restitution and education programs, and probation services for juvenile offenders. The department keeps juveniles who are under court order in schools, educational and vocational programs, and under supervision.

Legal – The attorneys in the Legal Counsel Department are the civil lawyers and counselors for Marion County. The county law library serves attorneys, judges, litigants and the public. The law library is authorized and mandated by the state, and operates solely on revenue derived from filing fees in the Circuit Court.

Public Works – The Public Works Department is responsible for road and bridge maintenance, construction, management of the regional emergency operations center, county parks, the Buena Vista and Wheatland ferries, management of the county fleet, radio and communications, stormwater management, disposal of solid

MARION COUNTY FY 2021-22 BUDGET STRATEGIC DIRECTION

waste, while protecting the environment and promoting recycling. Land use planning, surveying, and building inspection are also managed by Public Works.

Sheriff – The Sheriff’s Office is responsible for patrol duties, traffic enforcement, criminal investigations, search and rescue, marine patrol and law enforcement contracts throughout the entire county. In addition, the Sheriff’s Office manages the county jail. The Sheriff’s Office also supervises parole and probation offenders in Marion County.

Treasurer – The Treasurer’s Office is the cash custodian for the county and maintains records for the receipt and payment of county funds. The treasurer is also the investment manager for the county, investing funds in accordance with Oregon law and the county’s investment policy, and ensuring adequate cash is available to meet county obligations.

TABLE OF CONTENTS

SUMMARY

Total Budget.....	29
Total County Resources.....	30
Total County Resources Chart.....	30
Major County Resources	31
County Resources Including the General Fund	31
Net Working Capital	31
Taxes	32
Intergovernmental Federal.....	32
Intergovernmental State	32
Intergovernmental Local	33
Charges for Services	33
Financing Proceeds	34
Transfers from Other Funds.....	34
Administrative Cost Recoveries	35
Settlements.....	35
All Other Revenue.....	35
Major County Requirements.....	36
Requirements Categories	37
Personnel Services.....	38
Materials and Services	39
Funds Overview.....	39
Budget by Fund	41
Budget by Fund and Department.....	43
General Fund Summary	45
Major Resources.....	47
Major Requirements	47
Central Services Fund Summary.....	50
Major Resources.....	51
Major Requirements	52
Programs Funded in Part by State Resources	54

THIS PAGE HAS BEEN INTENTIONALLY LEFT BLANK

MARION COUNTY FY 2021-22 BUDGET
SUMMARY

TOTAL BUDGET

The fiscal year 2021-22 budget totals \$576,684,036. This is a \$41,682,448 or a 7.8% **increase** from the total fiscal year 2020-21 budget. Oregon local budget law requires a balanced budget to be adopted by the governing body. Therefore, total resources and total requirements must be equal.

The budget includes \$151,778,889 General Fund and \$424,905,147 for all other funds. Some county departments are funded partially or entirely through the General Fund whose primary revenue is property taxes. The majority of non-General Fund revenues are federal, state, and other agencies' contracts and grants that, by law, must be spent for specific purposes. In this Summary section and throughout the remainder of this book, all current fiscal year 2020-21 budget amounts include changes through supplemental budgets.

Countywide Income Summary

FY 2021-22

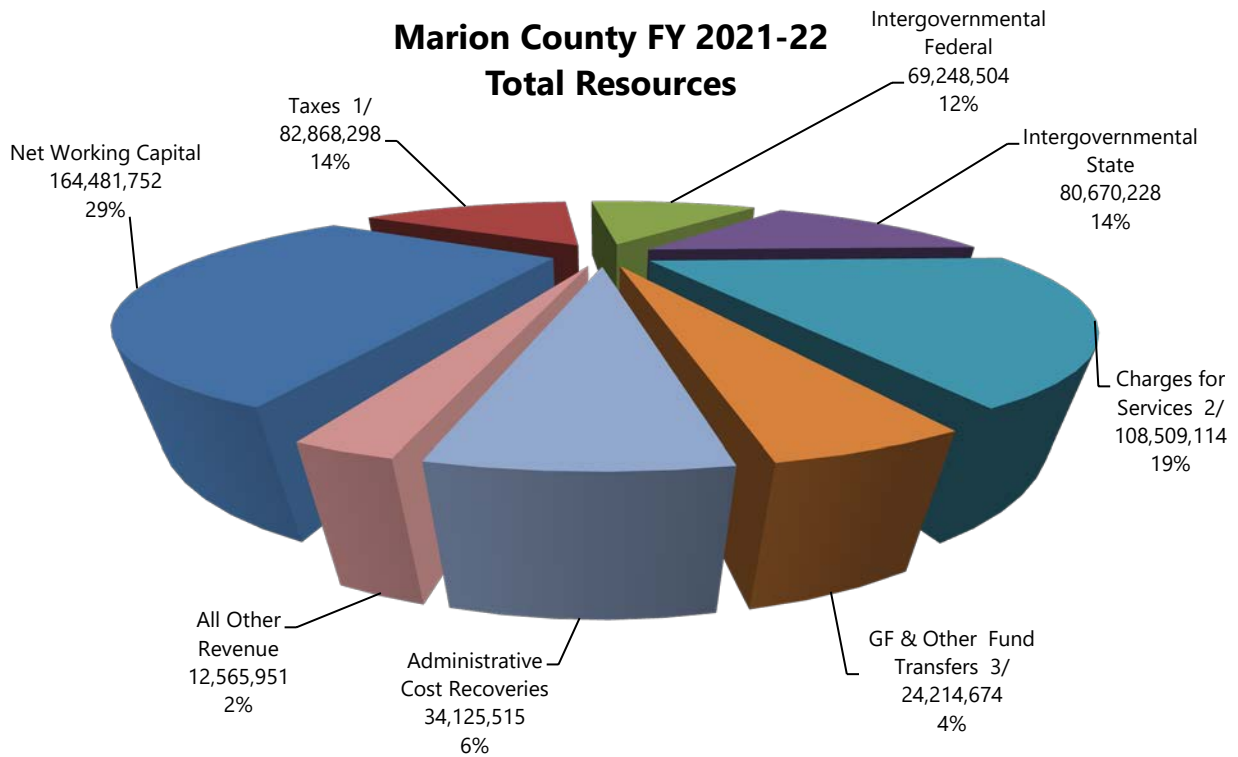
FY 18-19 ACTUAL	FY 19-20 ACTUAL	CATEGORY	FY 20-21 BUDGET	FY 21-22 ADOPTED	INCREASE/ (DECREASE)	+/- % Prior Budget
RESOURCES						
75,056,435	76,542,698	Taxes	79,243,460	82,868,298	3,624,838	4.6%
4,593,210	4,480,858	Licenses and Permits	4,063,885	4,117,241	53,356	1.3%
9,148,766	17,136,602	Intergovernmental Federal	57,224,864	69,248,504	12,023,640	21.0%
80,279,238	74,635,350	Intergovernmental State	77,395,735	80,670,228	3,274,493	4.2%
14,577,308	9,704,157	Intergovernmental Local	2,477,625	36,459	(2,441,166)	-98.5%
80,013,629	91,460,914	Charges for Services	102,317,601	101,607,139	(710,462)	-0.7%
29,960,654	29,322,910	Admin Cost Recovery	33,261,630	34,125,515	863,885	2.6%
2,893,121	2,875,119	Fines and Forfeitures	2,802,164	2,784,734	(17,430)	-0.6%
2,950,592	3,128,154	Interest	2,614,532	1,811,714	(802,818)	-30.7%
512,809	780,414	Other Revenues	457,675	707,778	250,103	54.6%
17,260,940	13,381,056	General Fund Transfers	12,358,864	14,996,516	2,637,652	21.3%
6,518,869	7,515,429	Other Fund Transfers	10,191,028	9,218,158	(972,870)	-9.5%
462,922	860,317	Settlements	10,000	10,000	-	0.0%
-	-	Financing Proceeds	-	10,000,000	10,000,000	n.a.
136,200,157	143,227,151	Net Working Capital	150,582,525	164,481,752	13,899,227	9.2%
460,428,651	475,051,127	TOTAL RESOURCES	535,001,588	576,684,036	41,682,448	7.8%

REQUIREMENTS						
146,962,568	154,125,055	Personnel Services	181,328,678	183,806,552	2,477,874	1.4%
89,989,560	90,433,358	Materials and Services	119,749,651	119,279,907	(469,744)	-0.4%
26,449,536	26,158,958	Administrative Charges	30,365,807	32,066,595	1,700,788	5.6%
20,007,061	20,964,191	Capital Outlay	40,524,313	54,157,271	13,632,958	33.6%
5,335,544	5,931,418	Debt Service Principal	5,979,267	7,117,731	1,138,464	19.0%
3,186,185	3,033,230	Debt Service Interest	2,853,536	2,727,413	(126,123)	-4.4%
1,491,237	2,809,673	Special Payments	5,205,080	1,432,579	(3,772,501)	-72.5%
23,779,809	20,896,485	Transfers Out	22,549,892	24,214,674	1,664,782	7.4%
-	-	Contingency	49,124,803	36,973,548	(12,151,255)	-24.7%
-	-	Reserve for Future Expenditure	11,407,257	38,469,658	27,062,401	237.2%
-	-	Ending Fund Balance	65,913,304	76,438,108	10,524,804	16.0%
317,201,500	324,352,370	TOTAL REQUIREMENTS	535,001,588	576,684,036	41,682,448	7.8%

MARION COUNTY FY 2021-22 BUDGET SUMMARY

TOTAL COUNTY RESOURCES

The county's revenue and other available resources are shown in major categories. In addition to revenues expected to be collected during the fiscal year, local budget law requires other available resources to be disclosed in the budget, including beginning net working capital, internal transactions, and transfers. These together are referred to as resources. Beginning net working capital is the prior fiscal year ending fund balance. Marion County's internal transactions are transactions between funds resulting from one department providing a service to another. The sum of revenues, net working capital, internal transactions, and transfers are the total resources. The total resources budget is \$576,684,036.



- ^{1/} Total taxes include property tax collections (current year collections, delinquent taxes anticipated to be collected in the current year, and interest and penalties on delinquent tax), and cable television franchise taxes.
- ^{2/} Includes licenses, permits, fees, tolls, certain reimbursements, and other charges for services.
- ^{3/} Includes General Fund transfers to other funds as well as other transfers between funds.

MARION COUNTY FY 2021-22 BUDGET SUMMARY

MAJOR COUNTY RESOURCES

County resources may be categorized according to like characteristics as shown on the total county resources pie chart on the previous page. Net Working Capital is a resource although it is not classified as revenue. The General Fund is the largest fund within the county. Resources specific to the General Fund are discussed in another section of this book.

A discussion of each major county resource follows. Comparative budgets for resources are stated for fiscal years 2020-21 and 2021-22. The reasons for year-to-year budget changes in departmental and non-departmental program budgets are discussed in other parts of this book and not necessarily discussed in this section, other than some high level comparisons. Note that the amounts discussed in this section are rounded.

Total County Resources Including the General Fund

RESOURCES	FY 20-21 BUDGET	FY 21-22 BUDGET (excluding GF)	FY 21-22 GENERAL FUND BUDGET	FY 21-22 BUDGET TOTAL	INCREASE / (DECREASE) PRIOR BUDGET	+/- % PRIOR BUDGET
Net Working Capital	150,582,525	145,032,751	19,449,001	164,481,752	13,899,227	9.2%
Taxes ^{1/}	79,243,460	400,262	82,468,036	82,868,298	3,624,838	4.6%
Intergovernmental Federal	57,224,864	34,336,462	34,912,042	69,248,504	12,023,640	21.0%
Intergovernmental State	77,395,735	75,620,724	5,049,504	80,670,228	3,274,493	4.2%
Intergovernmental Local	2,477,625	36,459	-	36,459	(2,441,166)	-98.5%
Charges for Services ^{2/}	109,183,650	103,986,131	4,522,983	108,509,114	(674,536)	-0.6%
Transfers From Other Funds	22,549,892	19,947,851	4,266,823	24,214,674	1,664,782	7.4%
Admin Cost Recovery	33,261,630	34,125,515	-	34,125,515	863,885	2.6%
Settlements	10,000	10,000	-	10,000	-	0.0%
Financing Proceeds	-	10,000,000	-	10,000,000	10,000,000	0.0%
All Other Revenues ^{3/}	3,072,207	1,408,992	1,110,500	2,519,492	(552,715)	-18.0%
TOTAL RESOURCES	535,001,588	424,905,147	151,778,889	576,684,036	41,682,448	7.8%

1/ Taxes outside the General Fund are trash collection and cable regulatory fees.

2/ Includes licenses, permits, fees, reimbursements, and other charges for services.

3/ Includes fines, interest, and miscellaneous revenue.

Net Working Capital

The terms "net working capital" and "beginning fund balance" are interchangeable in budgeting and Marion County uses the term net working capital. A program's beginning fund balance is equal to the ending fund balance of the prior year. A fund balance is the accumulation of revenues over expenditures throughout the life of the fund, essentially the unexpended portion of revenues for any given fund.

Total Net Working Capital **increased \$13.9 million** compared to the prior fiscal year budget for all funds mostly due to federal funding anticipated to be received late in FY 2020-21 to address the COVID-19 pandemic that will carry over into the next fiscal year. The majority of the county's current funds have Net Working Capital budgeted for FY 2021-22. A couple of funds do not budget Net Working Capital, such as internal service funds. The Central Services Fund, by rule, has no ending fund balance as it charges administrative charges to other funds in an amount equal to its' total expenditures. Other funds simply do not anticipate any year-end savings to carry forward. One fund is required by law to transfer out all revenue received to taxing districts.

MARION COUNTY FY 2021-22 BUDGET SUMMARY

Taxes

Property Taxes

More than ninety-eight percent (98%) of tax revenue in the County is from **property taxes** and these are recorded in the General Fund. The property taxes, interest, and penalties total budget for FY 2021-22 is \$81.9 million.

Franchise Fees on Trash Collectors and Cable TV

Franchise fees are classified as a tax by local government financial rule. Franchise fees are paid by trash collectors and allocated to solid waste management activities. They are managed by the Environmental Services program of the Public Works Department. Franchise Fees for Cable TV are collected and remitted to the cable regulatory commission to provide access opportunities for the general public, educational and governmental entities. The Finance Department oversees the collection and remittance of those fees.

Intergovernmental Federal

Intergovernmental federal revenue is estimated based on current information provided by state agencies for pass-through federal funds and provided by federal grantor agencies for direct grants. In some cases departments use their knowledge of federal statutory funding requirements or what discretionary funding is available, and at what level.

Oregon Department of Justice Child Support Subsidies

These are federal child support revenues passed through the Oregon Department of Justice, Division of Child Support, to maintain child support enforcement activities, which is a 66% federal match on qualified expenses for support enforcement activities pursuant to federal statute under Title IV of the Social Security Act.

Health and Human Services Grants and Contracts

These are federal funds passed through the Oregon Health Authority for public health for \$10.9 million and mental health for \$1.2 million for FY 2021-22 services. However, additional funding is typically received during the course of the fiscal year.

Federal Aid Highway Program

The Public Works Fund is budgeted to receive \$9.5 million from the Federal Highway Administration passed through the Oregon Department of Transportation for roads and bridges repairs. Amounts vary substantially from year-to-year as major projects are funded intermittently with a wide range of project costs. This is almost \$3.6 million more than FY 2020-21.

American Rescue Plan/Other Federal Revenues

The American Rescue Plan (ARP) of 2021 (H.R. 1319) was approved in March of 2021 to assist state and local governments to combat the COVID-19 pandemic and allocate direct federal aid to counties for public health, education, housing stabilization, and economic recovery assistance. The county's allocation is approximately \$67 million over two fiscal years, of which \$33.5 million is budgeted for FY 2021-22 in other federal revenues.

Intergovernmental State

State revenue is estimated based on current information provided by state grants and contracts, reinforced by quarterly state economic forecasts, trend analysis, and state statutory requirements. There are numerous state grants and contracts in multiple funds for FY 2021-22. Major revenues are discussed below.

Gas Tax (Motor Vehicle Fuel Tax)

The gas tax is a state fuel tax calculated on a per gallon basis. Oregon's constitution is the legal authority for imposing and collecting the gas tax, and dedicates the tax revenue to transportation infrastructure. The Oregon Department of Transportation (ODOT) is responsible for distribution of the tax revenues. Revenues must be used exclusively for the construction, reconstruction, improvement, repair, maintenance, operation

MARION COUNTY FY 2021-22 BUDGET SUMMARY

and use of public highways, roads, streets, roadside rest areas, and some of the cost of administration. The Public Works Department is the recipient of all gas tax. FY 2021-22 gas tax revenue is budgeted at \$25.8 million, a \$2.8 million increase over the prior year.

Mental Health Contracts

Mental health, alcohol and drug, and developmental disabilities contract and revenues are received from the Oregon Health Authority, Oregon Department of Human Services, and other agencies. The funds are used for programs administered through the Health and Human Services Department and for contracting with outside non-governmental organization providers of similar services. The FY 2021-22 budget of \$23.1 million is a slight increase over the prior year.

Community Corrections Grant-in-Aid

This revenue is distributed from the Oregon Department of Corrections to the Sheriff's Office as payment for the county's assumption of responsibility for felons on parole, on probation, on post-prison supervision, sentenced to 12 months or less incarceration, and other purposes. The Sheriff's Office allocates the funding for parole and probation programs and care of county jail inmates. FY 2021-22 revenues are budgeted at \$11.6 million, a \$620K decrease from the prior year.

Video Lottery

The Oregon State Lottery Commission transfers an amount equal to 2.5% of net receipts from video lottery games, similar to casino slot machines, from the State Lottery Fund to counties, with ninety percent distributed to each county in proportion to the gross receipts from the games in each county. Funds are required to be expended on economic development activities. The Community Services Department administers the economic development programs. Video Lottery revenue is budgeted at \$2.2 million for FY 2021-22, a \$180K increase over the prior year.

Intergovernmental Local

Prior to January 2020, Intergovernmental Local funding reflected the Medicaid funding received from Mid-Valley Behavioral Care Network (BCN) for behavioral health services. Those funds are now being administered through PacificSource Community Solutions as the Coordinated Care Organization (CCO) for Marion County and are reflected in Charges for Services revenue account category.

Charges for Services

There is a great diversity of services provided by Marion County and Charges for Services revenues reflect that diversity. Charges for services include fees for health, public safety, environmental health, surveyor, building inspection, land use planning, solid waste disposal, and dog services, as well as county fair sales, insurance assessments, various reimbursements, street assessments, ferry tolls, property leases, fleet rentals, recording fees, work crew fees, parking permits and many more.

Waste-to-Energy Tipping Fees

The Public Works Department Environmental Services Program earns solid waste disposal tipping fees collected at the Waste-to-Energy Facility located in Brooks. The plant is privately owned and operated under a contract with Marion County, with the county receiving a share of the gross receipts. Tipping revenue is relatively finite and stable because there is a limit to capacity and the plant generally operates at capacity. The \$12.4 million budgeted for FY 2021-22 is similar to the prior year.

Salem-Keizer Recycling and Transfer Station (SKRTS), North Marion and Brown's Island Tipping Fees

Customers who are not commercial garbage haulers bring garbage to SKRTS in southeast Salem, North Marion Recycling and Transfer Station in Woodburn, or Brown's Island Demolition Landfill in south Salem and pays a tipping fee. The garbage from SKRTS and North Marion is subsequently transported to the Waste-to-Energy Facility and incinerated. Compostable material goes to a commercial composting facility. Recyclable

MARION COUNTY FY 2021-22 BUDGET SUMMARY

items are hauled to recycling markets. The fees are part of Environmental Services Fund general operating revenues. FY 2021-22 budgeted revenues of \$9.5 million which is a slight decrease over the prior year.

Medicaid Fees

The Health and Human Services Department bills the state for federal Social Security Act Title XIX ("19") Medicaid fees for services. Behavioral health services for Medicaid are billed under an Office of Mental Health and Addiction Services contract. Other billings occur under Department of Human Services, Office of Medical Assistance Program for services provided to clients covered by the Oregon Health Plan. Health and Human Services Department charges are based on unit cost; however the actual reimbursement is set per the payer's reimbursement schedule. The Juvenile Department also bills federal Medicaid through the state. The fees are for provision of a standardized program of rehabilitation services to qualified youth. The Guaranteed Attendance Program (GAP) also provides these services. The \$2.6 million FY 2021-22 budget is an increase over the prior budget.

Supervision Fees (Probation and Parole)

A state regulated supervision fee is assessed each adult parole and probation client. The Sheriff's Office allocates these fees to offset a portion of the cost of supervision of parole and probation clients. The FY 2021-22 budget of \$800K is consistent with prior years.

Public Works Fleet Rentals

The Public Works Department collects for rental of motor pool cars and for fleet vehicle leases to departments. The FY 2021-22 revenues of \$1.8 million is slight increase from prior years.

Insurance

Charges for Services includes insurance charges budgeted in the Self-Insurance Fund. County departments are charged for a share of several types of county insurance costs. Significant amounts for FY 2021-22 are: medical and dental health insurance \$28.4 million; liability insurance \$1.2 million; workers' compensation insurance \$900K; and group life, long-term disability and unemployment insurance total \$900 million. The cost of insurance has increased over the prior year.

Licenses and Permits

Licenses and permits revenue is estimated based on trend analysis covering five years, including review of each of the types of fees collected. State quarterly economic forecasts are also reviewed with attention to the housing and construction industry.

Structural (Building) Permits

Building inspection revenues are generated from fees for structural, mechanical, plumbing, electrical inspections, and permits. These are revenues managed by the Department of Public Works. The \$3.5 million FY 2021-22 budget is same as the prior year.

Financing Proceeds

Financing proceeds are used to account for any bank loans, typically for construction or capital projects. There is \$10 million in anticipated financing proceeds for FY 2021-22 for a capital loan for a new Public Health building for the Health and Human Services Department.

Transfers from Other Funds

In Marion County's governmental budgeting system, resources are sometimes moved from one fund to another by means of transfer accounts. The fund receiving the transfer shows it as a fund resource. The result is that revenue is counted twice; once when revenue is initially recorded in fund "A", and a second time after transferring out of fund "A" into fund "B". One of the most common situations is a transfer from the General Fund to other funds, including capital funds, debt service funds, and operating funds that are

MARION COUNTY FY 2021-22 BUDGET SUMMARY

primarily funded by non-General Fund resources but require either temporary or long-term additional funding in order to pay the full cost of providing the service. Other funds are budgeted to receive a total of \$15 million from the General Fund in FY 2021-22. Another \$9.2 million is budgeted for transfers between other funds, such as transfers from the Criminal Justice Assessment Fund to the Sheriff's Grant Fund and the Juvenile Grant Fund, and a variety of other transfers.

Administrative Cost Recovery

Internal services departments provide services to all other departments and funds are recorded under Administrative Cost Recovery accounts. Services provided are county administration, information technology, financial management, payroll, human resources, risk management, facilities management, and legal counsel. Administrative Cost Recovery also accounts for the debt service assessment for the Public Employee Retirement System.

Administrative cost recoveries are unique revenue. The maximum that can be earned is a fixed amount based on a cost allocation plan. For example, the Information Technology Department knows how much it will be allowed to charge other departments and programs for its services based on its budget approved by the Budget Officer. In this case, revenue is matched to expenditures. If a central service department expends less than budgeted, other department's administrative charges will be less so that the actual revenue received equals the actual expenditures at fiscal year-end. The Administrative Cost Recovery revenue for FY 2021-22 is \$34.1 million, an increase of \$900K over FY 20-21.

Settlements

Settlement revenue comes from settling financial claims against outside parties either through legal proceeding or outside of court, and tends to be one-time.

All Other Revenues

The revenue categories remaining are fines and forfeitures, interest and investment earnings, and miscellaneous revenue that includes inter-fund loan principal payments, donations and private foundation grants, reimbursements, and a further variety of other small revenues. Most of these are often one-time revenues and vary substantially from year to year.

MARION COUNTY FY 2021-22 BUDGET
SUMMARY

MAJOR COUNTY REQUIREMENTS

Major categories of requirements are shown on the schedule below for the purpose of presenting data discussed in the section immediately following.

FY 2021-22 Requirements by Major Categories						
	Total Direct Expenditures	Administrative Charges *	Transfers Out	Contingency	Reserves and Ending Fund Balance	Total Requirements
General Fund	78,113,551	12,313,960	14,996,516	2,710,598	43,644,264	151,778,889
All Other Funds	290,407,902	19,752,635	9,218,158	34,262,950	71,263,502	424,905,147
Total	368,521,453	32,066,595	24,214,674	36,973,548	114,907,766	576,684,036

* Internal service charges

The amount planned for expenditure during a fiscal year is always less than the total budget. Oregon local budget law requires reporting of expenditures, internal transactions between funds, transfers, contingencies, and unappropriated ending fund balance in the total budget. These together are referred to as requirements.

The total budget includes internal transactions and transfers that are counted twice. Internal transactions are transactions between funds resulting from one department providing a service to another. On the expenditure side they are referred to as internal service ("administrative") charges. Transfers are a special type of internal transaction that involves transferring resources out of one fund into another fund. For example, funds are transferred out of the General Fund into the Capital Improvement Projects Fund. In the General Fund, the transfer out is an expenditure, and in the Capital Improvement Projects Fund the incoming transfer is a resource which is in turn allocated to expenditures.

The total requirements budget is \$576,684,036. This is the sum of the direct expenditures, administrative charges, transfers out, contingency, reserves, and ending fund balance.

The expenditures budget is \$424,905,147. This is the total of direct expenditures, administrative charges (internal service), and transfers out. Expenditures equal true appropriation authority, e.g., authority to expend. Contingency, reserves, and ending fund balance totaling \$151,881,314 are excluded from the expenditures total.

Total direct expenditures are \$368,521,453. This is the direct expenditure (resulting in cash outlays) for Personnel Services, Materials and Services, Capital Outlay, Debt Service Principal, Debt Service Interest, and Special Payments.

MARION COUNTY FY 2021-22 BUDGET SUMMARY

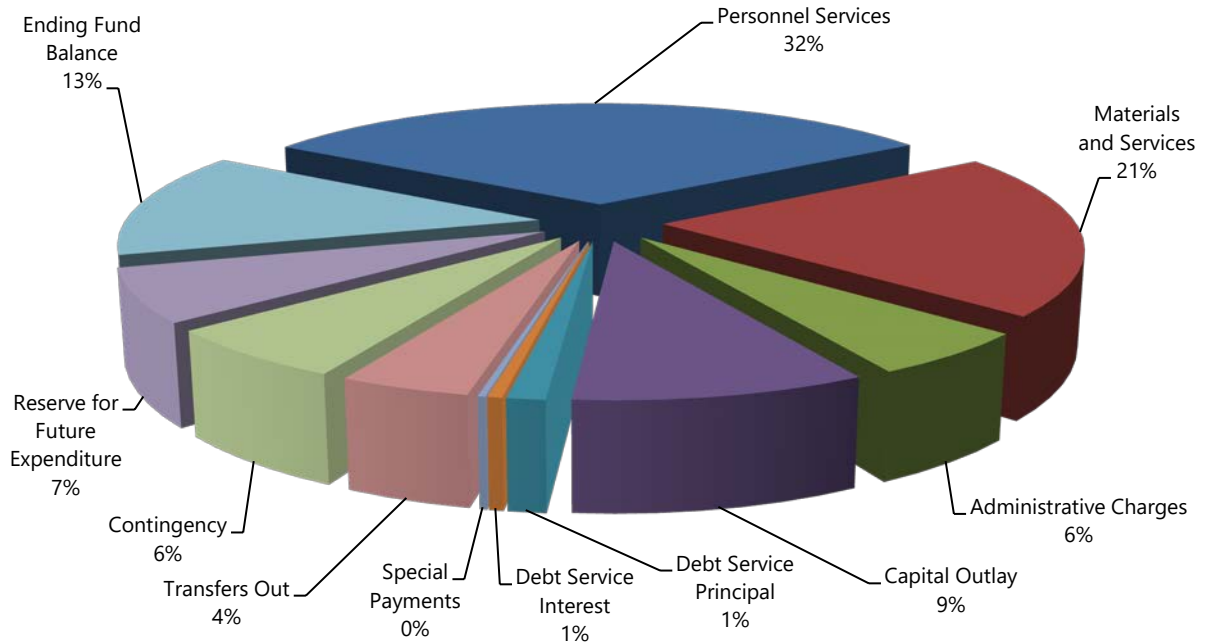
Requirements Categories

County Requirements Summary

FY 2021-22

FY 18-19 ACTUAL	FY 19-20 ACTUAL	REQUIREMENTS	FY 20-21 BUDGET	FY 21-22 ADOPTED	INCREASE/ (DECREASE)	+/- % Prior Budget
146,962,568	154,125,055	Personnel Services	181,328,678	183,806,552	2,477,874	1.4%
89,989,560	90,433,358	Materials and Services	119,749,651	119,279,907	(469,744)	-0.4%
26,449,536	26,158,958	Administrative Charges	30,365,807	32,066,595	1,700,788	5.6%
20,007,061	20,964,191	Capital Outlay	40,524,313	54,157,271	13,632,958	33.6%
5,335,544	5,931,418	Debt Service Principal	5,979,267	7,117,731	1,138,464	19.0%
3,186,185	3,033,230	Debt Service Interest	2,853,536	2,727,413	(126,123)	-4.4%
1,491,237	2,809,673	Special Payments	5,205,080	1,432,579	(3,772,501)	-72.5%
23,779,809	20,896,485	Transfers Out	22,549,892	24,214,674	1,664,782	7.4%
-	-	Contingency	49,124,803	36,973,548	(12,151,255)	-24.7%
-	-	Reserve for Future Expenditure	11,407,257	38,469,658	27,062,401	237.2%
-	-	Ending Fund Balance	65,913,304	76,438,108	10,524,804	16.0%
317,201,500	324,352,370	Total Requirements	535,001,588	576,684,036	41,682,448	7.8%

Marion County FY 2021-22 Total Requirements



MARION COUNTY FY 2021-22 BUDGET SUMMARY

Direct Operating Expenditures

The primary direct operating expenditure accounts are Personnel Services and Materials and Services.

Personnel Services

The county's personnel rules allow for an annual 5 percent step increase for satisfactory service (merit). The county has a high percent of employees who have worked enough years to have reached the last step in their grade level and are at longevity steps. A high number of employees in the step 7 and longevity steps tend to keep overall percentage pay increases lower than the five percent.

A policy requiring vacant positions be budgeted at no higher than a step 1 has had the effect, in some funds and programs, of lowering the Personnel Services budget. This is particularly true for positions that became vacant at the time the incumbent is being paid at step 7, or longevity, and departments are not allowed to budget at the same level for replacements. All positions requested to be filled at a step higher than a step 1 require Budget Officer approval. Periodic changes in pay grades for specific positions to bring pay within comparative local government rates ("market") also has an impact on the funds and programs involved.

The increase in total fringe benefits in recent years is attributable to health insurance and Public Employee Retirement System (PERS) rate increases.

The main factors that affect the total Personnel Services increase of \$2.4 million for FY 2021-22 over the prior year are:

- (1) A net increase of 5.0 Full-Time Equivalent (FTE) positions that were approved by the Budget Officer;
- (2) Normal step and merit increases, as well as several market reviews that were conducted in the prior year;
- (3) Cost-of-living allowances for all county positions; and
- (4) A \$1.9 million increase in fringe benefits was mostly attributed to PERS & PERS debt service for \$1.5 million and medical and dental insurance premiums for \$1.6 million.

Countywide Personnel Services Summary					
FY 18-19 ACTUAL	FY 19-20 ACTUAL	PERSONNEL SERVICES	FY 20-21 BUDGET	FY 21-22 ADOPTED	+/- % Prior Budget
93,003,944	95,755,628	Salaries and Wages	112,433,447	112,999,579	0.5%
53,958,624	58,369,427	Fringe Benefits	68,895,231	70,806,973	2.8%
146,962,568	154,125,055	Total Personnel Services	181,328,678	183,806,552	1.4%
1516	1517	FTE	1558	1563	0.3%

MARION COUNTY FY 2021-22 BUDGET SUMMARY

Materials and Services

General Fund and Central Services Fund departments are not allowed to budget for across-the-board increases in Materials and Services. They are generally required to absorb inflationary increases by reducing whatever line items are considered lower priority than the inflation-driven line items, or simply do with less. There are exceptions, primarily in situations where departments are required to take on new types of expenditures, or for the non-departmental portion of either fund which are sometimes allocated funds for one-time projects that require contracted services. Other departments and programs have been allowed to reflect inflationary increases to the extent that available resources allow. Expenditures by subcategories are shown below.

Countywide Materials and Services Summary					
FY 18-19 ACTUAL	FY 19-20 ACTUAL	CATEGORY	FY 20-21 BUDGET	FY 21-22 ADOPTED	+/- % Prior Budget
3,529,644	3,582,078	Supplies	4,428,979	3,555,434	-19.7%
5,147,416	4,637,476	Materials	6,403,352	5,094,887	-20.4%
1,368,333	1,611,798	Communications	2,075,492	1,971,125	-5.0%
2,008,482	1,953,582	Utilities	1,962,439	2,058,916	4.9%
40,406,418	39,764,687	Contracted Services	60,283,995	60,525,389	0.4%
3,746,644	3,674,017	Repairs and Maintenance	4,496,908	5,282,919	17.5%
5,100,188	4,804,529	Rentals	5,347,043	5,467,196	2.2%
26,394,514	28,261,642	Insurance	31,031,315	32,397,753	4.4%
2,287,921	2,143,551	Miscellaneous	3,720,128	2,926,288	-21.3%
89,989,560	90,433,358	Total Materials and Services	119,749,651	119,279,907	-0.4%

FUNDS OVERVIEW

Oregon local budget law requires the use of funds for budgeting. Funds are self-balancing accounts used to record financial resources, related liabilities and balance changes, all segregated for specific, regulated activities and objectives.¹

General Fund

A general fund is used to account for all activities for which specific types of funds are not required. The General Fund is the largest fund within the county. The General Fund supports public safety and judicial activities, assessment and taxation, county clerk, and treasury within the fund, and transfers supplemental funding to other funds and departments.

Special Revenue Funds

Special revenue funds account for revenue that by federal law, Oregon statutes, or other requirements must be dedicated to specific expenditure purposes. The majority of Marion County's funds are special revenue funds. Major funds are the Community Corrections Fund, Health and Human Services Fund, and Public Works Fund.

¹ p. 19, Local Budgeting Manual, Oregon Department of Revenue (Programs\Property Tax\Local Budget Law)

MARION COUNTY FY 2021-22 BUDGET SUMMARY

Reserve Funds

A reserve fund is a type of special revenue fund to hold moneys to be accumulated and expended for future purposes. The county has two reserve funds – the Rainy Day Fund and the Capital Building and Equipment Fund.

Debt Service Fund

A debt service fund accounts for the payment of principal and interest on all long-term debt.

Enterprise Funds

An enterprise fund accounts for services that are rendered to the general public. The county uses two enterprise funds. They are the Environmental Services Fund and the Stormwater Management Fund in the Public Works Department.

Internal Service Fund

An internal service fund is similar to an enterprise fund except services are not rendered to the public. Rather, services are rendered to other departments and activities. The county uses one internal service fund, the Central Services Fund, to account for central services such as financial management, fleet, human resources, facilities operations and maintenance, risk management, information technology, and legal counsel.

Capital Funds

Capital funds account for the acquisition and improvement of capital facilities and acquisition of capital equipment. The county currently has three capital funds budgeted.

BUDGET BY FUND REQUIRED BY LAW

The Budget Committee approves and the Board of Commissioners adopts the budget on a fund basis in accordance with Oregon local budget law. For FY 2021-22, the county currently uses 36 funds. See the following table for the budgets for each fund.

MARION COUNTY FY 2021-22 BUDGET
SUMMARY

FY 2021-22 Budget by Fund

FY 18-19 Expenditures	FY 19-20 Expenditures	Fund Category and Name	FY 20-21 Budget	FY 21-22 Adopted	Change from Prior year	% Change
Operations						
91,704,182	90,741,895	General Fund	116,859,078	151,778,889	34,919,811	29.9%
2,854,641	3,100,777	Building Inspection	8,982,472	8,856,127	(126,345)	-1.4%
24,709,019	25,001,232	Central Services	28,413,877	30,186,187	1,772,310	6.2%
1,691,322	1,948,449	Child Support	2,181,752	2,311,675	129,923	6.0%
16,414,695	15,606,808	Community Corrections	18,061,411	17,238,609	(822,802)	-4.6%
4,170	-	Community Development	1,793,342	5,832,065	4,038,723	225.2%
119,541	26,134	Community Services Grants	71,727	66,380	(5,347)	-7.5%
119,751	129,759	County Clerk Records	306,600	347,131	40,531	13.2%
410,447	354,058	County Fair	557,227	457,966	(99,261)	-17.8%
1,254,577	1,022,286	District Attorney Grants	1,445,480	1,514,418	68,938	4.8%
1,392,276	1,394,037	Dog Services	1,733,375	1,742,854	9,479	0.5%
358,378	1,425,954	Enhanced Public Safety ESSD	3,162,446	3,108,694	(53,752)	-1.7%
25,007,594	25,542,814	Environmental Services	51,316,942	48,889,512	(2,427,430)	-4.7%
1,781,058	2,311,435	Fleet Management	4,438,078	3,438,791	(999,287)	-22.5%
59,265,020	58,130,986	Health and Human Services	100,955,061	93,863,468	(7,091,593)	-7.0%
207,773	146,504	Inmate Welfare	980,960	1,158,105	177,145	18.1%
2,690,838	2,450,010	Juvenile Grants	3,517,925	3,201,650	(316,275)	-9.0%
1,025,715	941,545	Land Use Planning	1,121,580	1,135,705	14,125	1.3%
246,101	338,854	Law Library	1,075,261	960,300	(114,961)	-10.7%
1,717,959	3,154,937	Lottery and Economic Dev	4,907,498	4,008,979	(898,519)	-18.3%
643,542	647,590	Parks	1,314,211	1,283,184	(31,027)	-2.4%
31,059,850	33,041,254	Public Works	69,634,054	77,866,025	8,231,971	11.8%
3,149,021	3,494,111	Sheriff Grants	5,177,624	4,716,210	(461,414)	-8.9%
893,565	835,453	Stormwater Management	2,259,896	2,252,078	(7,818)	-0.3%
485,819	542,234	Surveyor	3,422,327	4,429,504	1,007,177	29.4%
1,893,026	2,156,645	Traffic Safety Team	2,883,943	2,516,628	(367,315)	-12.7%
271,099,881	274,485,759	Total Operations	436,574,147	473,161,134	36,586,987	8.4%
Capital						
-	-	Capital Building and Equipment	141,324	141,142	(182)	-0.1%
2,924,726	4,747,304	Capital Improvement Projects	13,943,976	12,207,980	(1,735,996)	-12.4%
5,212,564	4,686,098	Facility Renovation	7,884,236	16,675,567	8,791,331	111.5%
8,137,289	9,433,402	Total Capital	21,969,536	29,024,689	7,055,153	32.1%
Non-Departmental						
1,300,254	1,510,673	County Schools	991,807	1,296,419	304,612	30.7%
818,278	805,701	Criminal Justice Assessment	1,427,832	1,282,219	(145,613)	-10.2%
8,427,166	8,621,446	Debt Service	12,672,600	13,172,456	499,856	3.9%
480,000	481,093	Non-Departmental Grants	15,082,378	11,412,317	(3,670,061)	-24.3%
-	-	Rainy Day	2,363,097	2,382,340	19,243	0.8%
26,618,170	28,457,862	Self Insurance	42,689,629	44,298,147	1,608,518	3.8%
320,463	556,432	Tax Title Land Sales	1,230,562	654,315	(576,247)	-46.8%
37,968,500	40,433,208	Total Non-Departmental	78,251,247	74,498,213	(1,959,692)	2.7%
317,205,670	324,352,370	Total Budget	536,794,930	576,684,036	41,682,448	7.8%

MARION COUNTY FY 2021-22 BUDGET
SUMMARY

THIS PAGE HAS BEEN INTENTIONALLY LEFT BLANK

MARION COUNTY FY 2021-22 BUDGET SUMMARY

Fund	Assessor's Office	Board of Commissioners Office	Business Services	Clerk's Office	Community Services	District Attorney's Office	Finance	Health & Human Services	Human Resources	Information Technology	Justice Court	Juvenile	Legal	Public Works	Sheriff's Office	Treasurer's Office	Capital	Non Departmental Operations	Fund Total	
OPERATIONS																				
General Fund	7,372,279			3,377,629	1,014,774	11,146,319					1,058,341	13,591,265			47,173,879	495,013		66,549,390	151,778,889	
Building Inspection														8,856,127					8,856,127	
Central Services		3,287,028	6,233,411				3,379,246		2,912,575	12,324,266			1,967,423					82,238	30,186,187	
Child Support						2,311,675													2,311,675	
Community Corrections															17,238,609				17,238,609	
Community Development		5,832,065																	5,832,065	
Community Services Grants					66,380														66,380	
County Clerk Records				347,131															347,131	
County Fair					457,966														457,966	
District Attorney Grants						1,514,418													1,514,418	
Dog Services					1,742,854														1,742,854	
Enhanced Public Safety ESSD															3,108,694				3,108,694	
Environmental Services														48,889,512					48,889,512	
Fleet Management														3,438,791					3,438,791	
Health and Human Services								93,863,468											93,863,468	
Inmate Welfare															1,158,105				1,158,105	
Juvenile Grants												3,201,650							3,201,650	
Land Use Planning														1,135,705					1,135,705	
Law Library													960,300						960,300	
Lottery and Economic Dev					4,008,979														4,008,979	
Parks														1,283,184					1,283,184	
Public Works														77,866,025					77,866,025	
Sheriff Grants															4,716,210				4,716,210	
Stormwater Management														2,252,078					2,252,078	
Surveyor														4,429,504					4,429,504	
Traffic Safety Team															2,516,628				2,516,628	
CAPITAL																				
Capital Building & Equipment																		141,142	141,142	
Capital Improvement Projects																		12,207,980	12,207,980	
Facility Renovation																		16,675,567	16,675,567	
NON-DEPARTMENTAL																				
County Schools																			1,296,419	1,296,419
Criminal Justice Assessment																			1,282,219	1,282,219
Debt Service																			13,172,456	13,172,456
Non Departmental Grants																			11,412,317	11,412,317
Rainy Day																			2,382,340	2,382,340
Self Insurance																			44,298,147	44,298,147
Tax Title Land Sales																			654,315	654,315
GRAND TOTAL	7,372,279	14,951,158	6,233,411	3,724,760	7,290,953	14,972,412	3,379,246	93,863,468	2,912,575	12,324,266	1,058,341	16,792,915	2,927,723	148,150,926	75,912,125	495,013	29,024,689	141,129,841	576,684,036	
FTE	52.0	21.0	50.0	14.9	21.9	94.1	21.6	491.2	19.0	64.0	7.0	108.3	11.8	227.3	356.5	2.3	N/A	N/A	1562.9	

MARION COUNTY FY 2021-22 BUDGET
SUMMARY

THIS PAGE HAS BEEN INTENTIONALLY LEFT BLANK

MARION COUNTY FY 2021-22 BUDGET SUMMARY

GENERAL FUND SUMMARY

The General Fund is allocated to eight departments plus non-departmental activities that are covered individually in another section of this book. The departments are: Assessor’s Office, Community Services Department, Clerk’s Office, District Attorney’s Office, Justice Court, Juvenile Department, Sheriff’s Office, and Treasurer’s Office. Some departments have other funds that support their operations.

The General Fund is used to account for all activities for which specific types of funds are not required. The General Fund is the largest fund within the county and for FY 2021-22, the budget is \$151,778,889, a \$34,919,811 or 29.9% increase from the prior year.

General Fund Major Resources

Property Taxes

The majority of general fund revenues are derived from property taxes. The FY 2021-22 estimated total property tax collections for Marion County is \$81,867,836, which includes \$80,172,836 in current taxes, \$1,560,000 in prior years’ taxes, and \$135,000 in property tax interest and penalties. This revenue is part of a broader Taxes category that includes other types of taxes, such as Franchise Fees, which are estimated at \$600,200 for FY 2021-22.

The following table of current year property taxes shows that FY 2021-22 current year property tax collections are budgeted to increase by 4.0% over the prior year, taking into consideration uncertainty in tax collections over the next year.

Current Year Property Tax History

FY 12-13 Actual	FY 13-14 Actual	FY 14-15 Actual	FY 15-16 Actual	FY 16-17 Actual	FY 17-18 Actual	FY 18-19 Actual	FY 19-20 Actual	FY 20-21 Estimate	FY 21-22 Budget
55,130,146	57,397,291	60,078,181	63,274,521	65,801,530	68,409,263	71,564,386	74,167,114	77,089,265	80,172,836
1.10%	4.11%	4.67%	5.32%	3.99%	3.96%	4.61%	3.64%	3.94%	4.00%

Intergovernmental Federal

The county is anticipating receiving approximately \$67 million in federal revenue for the American Rescue Plan. This funding will be received over two fiscal years. The FY 2021-22 budget reflects the first installment of those federal revenues for \$33.5 million.

Intergovernmental State

The county receives several sources of revenue from the State of Oregon that are recorded in the General Fund. Most of these revenue estimates are based on state forecasts. The state distributes Oregon Liquor Control Commission (OLCC) funds for the county’s portion of state shared revenues. The state also distributes revenues per ORS Chapter 530 regarding acquisition and development of state forests. Revenues generated from timber sales on lands acquired by the state are distributed to the county, county school fund, and taxing districts on which the lands are situated. The state also grants to counties the County Assessment Function Funding Assistance (CAFFA) under Oregon statute. The funds paid to each county are a percentage of the Assessor’s Office budget, plus the Board of Property Tax Appeals budget in the Clerk’s Office. However, the pool of state revenue available to distribute to counties may also be adjusted by the state.

County Clerk Recording Fees

Fees are established by state statute for recording documents at the offices of county clerks. Recording revenue is highly dependent on the level of activity in the real estate and mortgage markets, particularly home and home loan markets. These revenues are budgeted in the Charges for Services category and estimated at \$2.0 million for FY 2021-22.

Net Working Capital

Net working capital is the unexpended balance, or savings, of a fund after the end of a fiscal year that carries over into the following fiscal year as a resource. Net Working Capital is budgeted at \$19.4 million for FY 2021-22.

MARION COUNTY FY 2021-22 BUDGET
SUMMARY

General Fund Income Summary

FY 2021-22

FY 18-19 ACTUAL	FY 19-20 ACTUAL	CATEGORY	FY 20-21 BUDGET	FY 21-22 ADOPTED	+/- % Prior Budget
RESOURCES					
74,642,137	76,087,050	Taxes	78,843,460	82,468,036	4.6%
58,700	55,750	Licenses and Permits	60,000	50,000	-16.7%
825,772	1,798,211	Intergovernmental Federal	7,293,223	34,912,042	378.7%
6,290,588	4,115,332	Intergovernmental State	4,077,632	5,049,504	23.8%
4,301,231	4,105,656	Charges for Services	3,712,721	4,248,421	14.4%
261,086	240,337	Fines and Forfeitures	217,383	224,562	3.3%
1,103,005	1,052,519	Interest	850,000	700,000	-17.6%
35,195	42,005	Other Revenues	11,000	410,500	3,631.8%
-	-	General Fund Transfers	-	-	n.a.
4,528,770	4,476,500	Other Fund Transfers	4,703,691	4,266,823	-9.3%
-	3,938	Settlements	-	-	n.a.
15,512,264	15,854,565	Net Working Capital	17,089,968	19,449,001	13.8%
107,558,747	107,831,863	TOTAL RESOURCES	116,859,078	151,778,889	29.9%

REQUIREMENTS

BY DEPARTMENT

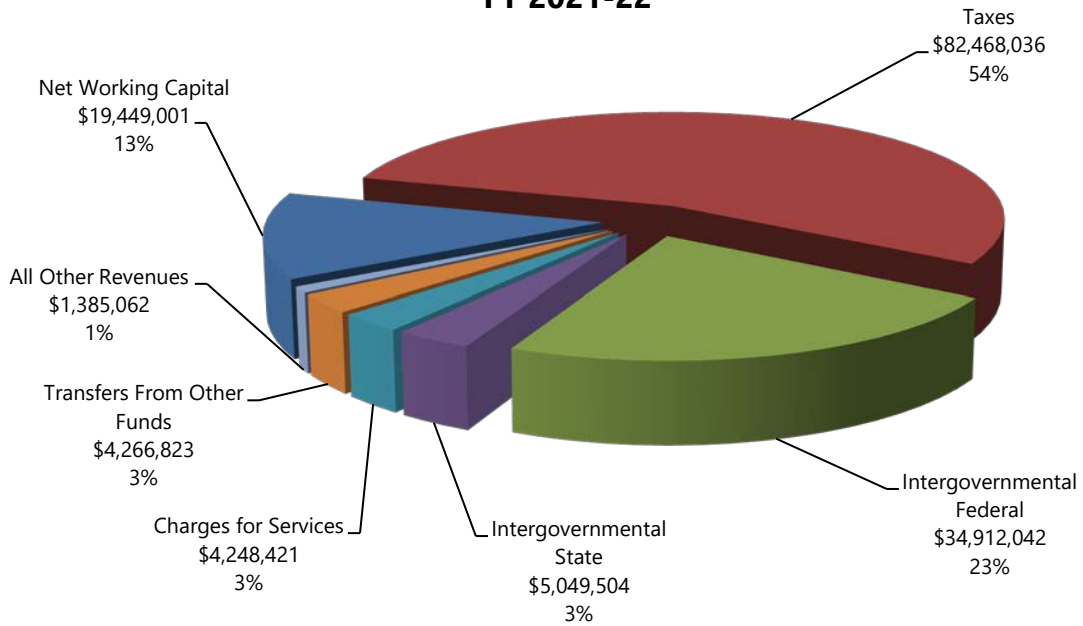
443,435	478,869	Treasurer's Office	492,944	495,013	0.4%
5,887,498	6,437,101	Assessor's Office	7,263,421	7,372,279	1.5%
926,622	946,730	Justice Court	1,016,179	1,058,341	4.1%
2,757,410	2,648,419	Clerk's Office	3,168,764	3,377,629	6.6%
41,710,727	42,339,154	Sheriff's Office	45,920,368	47,173,879	2.7%
11,666,227	12,305,992	Juvenile	13,590,791	13,591,265	0.0%
8,736,726	9,192,578	District Attorney's Office	10,486,683	11,146,319	6.3%
735,628	809,592	Community Services	910,285	1,014,774	11.5%
<i>Non Departmental Operations</i>					
839,016	1,440,952	Materials and Services	4,478,090	4,306,347	-3.8%
739,952	761,452	Administrative Charges	867,516	891,665	2.8%
-	-	Capital Outlay	811,965	-	-100.0%
-	-	Special Payments	3,497,390	-	-100.0%
17,260,940	13,381,056	Transfers Out	12,358,864	14,996,516	21.3%
-	-	Contingency	2,380,618	2,710,598	13.9%
-	-	Ending Fund Balance	7,492,970	10,144,264	35.4%
-	-	Reserve for Future Expenditure	2,122,230	33,500,000	1,478.5%
91,704,181	90,741,895	TOTAL REQUIREMENTS	116,859,078	151,778,889	29.9%

BY CATEGORY

53,364,658	56,177,438	Personnel Services	60,986,388	63,002,221	3.3%
10,115,607	10,729,891	Materials and Services	15,153,222	15,111,330	-0.3%
10,962,975	10,453,510	Administrative Charges	12,055,431	12,313,960	2.1%
-	-	Capital Outlay	811,965	-	-100.0%
-	-	Special Payments	3,497,390	-	-100.0%
17,260,940	13,381,056	Transfers Out	12,358,864	14,996,516	21.3%
-	-	Contingency	2,380,618	2,710,598	13.9%
-	-	Reserve for Future Expenditure	2,122,230	33,500,000	1,478.5%
-	-	Ending Fund Balance	7,492,970	10,144,264	35.4%
91,704,181	90,741,895	TOTAL REQUIREMENTS	116,859,078	151,778,889	29.9%

MARION COUNTY FY 2021-22 BUDGET
SUMMARY

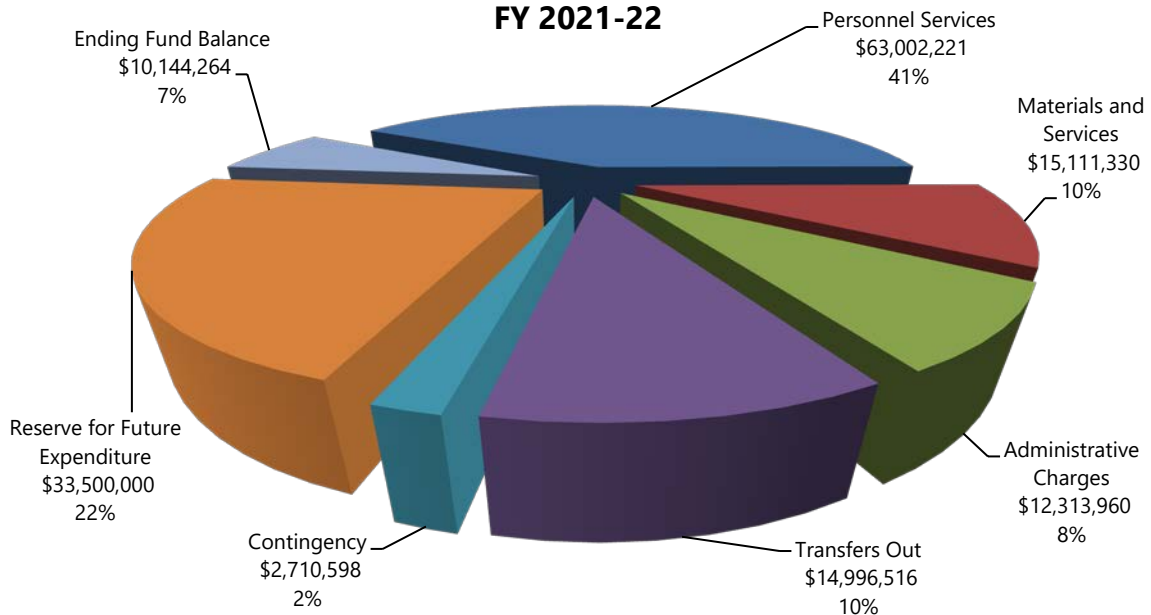
**General Fund Resources - By Category
FY 2021-22**



General Fund Major Requirements by Category

As discussed earlier, Oregon local budget law requires reporting of expenditures, internal transactions between funds, transfers, contingencies, reserve for future expenditure, and unappropriated ending fund balance in the total budget. These together are referred to as requirements. The direct expenditures are Personnel Services, Materials and Services, Administrative Charges (internal service), and Transfers Out. Expenditures equal true appropriation authority, e.g., authority to expend. Contingency, Reserve for Future Expenditure, and Ending Fund Balance are excluded from the expenditures total.

**General Fund Requirements - By Category
FY 2021-22**

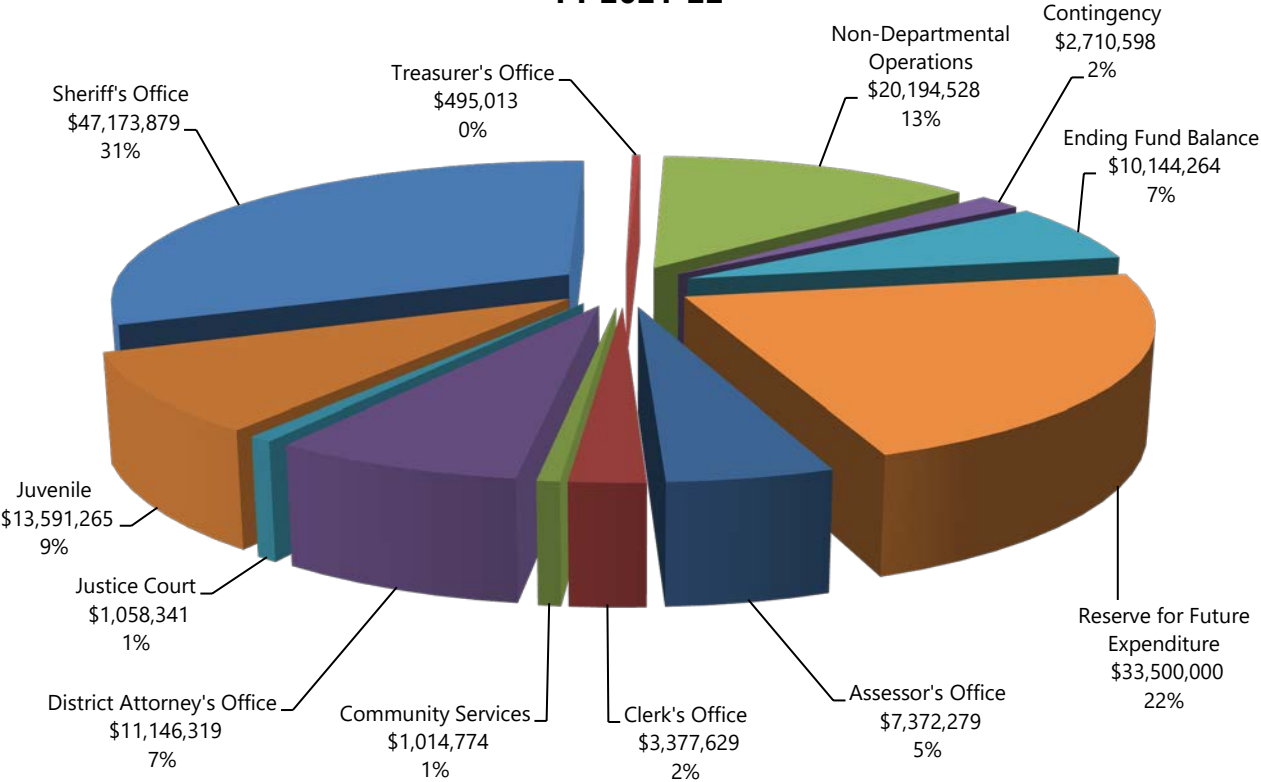


MARION COUNTY FY 2021-22 BUDGET SUMMARY

General Fund Requirements by Department

As noted earlier, the General Fund is allocated to eight departments plus non-departmental activities that are covered individually in another section of this book. The departments are: Assessor’s Office, Community Services Department, Clerk’s Office, District Attorney’s Office, Justice Court, Juvenile Department, Sheriff’s Office, and Treasurer’s Office.

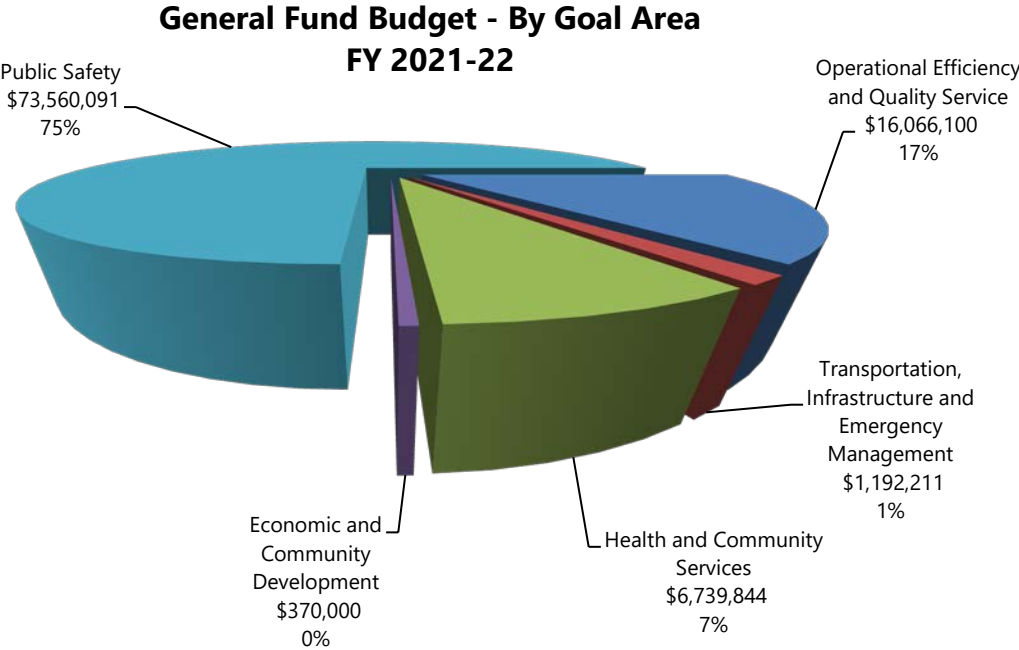
General Fund Requirements - By Department FY 2021-22



MARION COUNTY FY 2021-22 BUDGET
SUMMARY

General Fund Allocation to Goal Areas

As noted in the Strategic Direction section of the budget, the county has six goals which are linked to department key indicators. The General Fund directly supports all of those goals, with the majority being allocated to Public Safety.



Note: The total amount allocated to the goal areas on which the chart is based does not include contingency, reserve for future expenditure, and ending fund balance, which are not appropriated for specific departmental and goal purposes, as well as non-departmental debt service, administrative charges and capital outlay.

MARION COUNTY FY 2021-22 BUDGET
SUMMARY

CENTRAL SERVICES FUND SUMMARY

The Central Services Fund is allocated to six departments plus non-departmental activities that are covered individually in another section of this book. The departments are Board of Commissioners' Office, Business Services Department, Finance Department, Human Resources Department, Information Technology Department, and Legal Counsel.

The Central Services Fund is used to account for internal services provided by central administration. The services are charged to departments and other activities in the form of assessments. The revenue received by central services departments is called administrative cost recovery and the expenditures charged to departments are referred to as administrative charges. For FY 2021-22, the budget for the Central Services Fund is \$30,186,187, which is a \$1.7 million increase over the prior budget.

Central Services Fund Income Summary

FY 2021-22

FY 18-19 ACTUAL	FY 19-20 ACTUAL	CATEGORY	FY 20-21 BUDGET	FY 21-22 ADOPTED	+/- % Prior Budget
RESOURCES					
-	108,183	Intergovernmental Federal	10,925	-	-100.0%
822,073	880,487	Charges for Services	613,171	650,675	6.1%
23,373,716	23,451,210	Admin Cost Recovery	27,145,361	28,941,180	6.6%
199	10	Other Revenues	-	-	n.a.
473,632	491,466	General Fund Transfers	564,734	514,832	-8.8%
39,399	69,875	Other Fund Transfers	79,686	79,500	-0.2%
24,709,019	25,001,232	TOTAL RESOURCES	28,413,877	30,186,187	6.2%

REQUIREMENTS

BY DEPARTMENT

2,674,644	2,413,437	Board of Commissioners Office	2,859,951	3,287,028	14.9%
7,263,889	7,397,208	Business Services	5,987,636	6,233,411	4.1%
1,636,186	1,619,532	Legal	1,831,017	1,967,423	7.4%
2,666,824	2,759,154	Finance	3,186,390	3,379,246	6.1%
10,422,357	10,787,737	Information Technology	11,460,271	12,324,266	7.5%
-	-	Human Resources	2,745,967	2,912,575	6.1%
45,119	24,165	Non Departmental Operations	342,645	82,238	-76.0%
24,709,019	25,001,232	TOTAL REQUIREMENTS	28,413,877	30,186,187	6.2%

BY CATEGORY

18,179,423	18,612,923	Personnel Services	21,561,830	23,373,443	8.4%
4,700,854	4,577,535	Materials and Services	4,604,937	4,428,495	-3.8%
1,828,742	1,810,774	Administrative Charges	2,247,110	2,384,249	6.1%
24,709,019	25,001,232	TOTAL REQUIREMENTS	28,413,877	30,186,187	6.2%

MARION COUNTY FY 2021-22 BUDGET SUMMARY

Central Services Major Resources

Administrative Cost Recovery

The majority of Central Services Fund revenue is derived from Administrative Cost Recovery assessments. The following list is for services rendered to other budgeted departments and activities.

- County Administration Allocation – Board of Commissioners Office county administration services; this does not include the governing body, e.g., the commissioners' personnel services expenditures.
- Business Services Allocation – Business Services Department administration, e.g., department director, support staff and services.
- Facilities Management Allocation – Business Services Department repairs, preventative maintenance, renovations and construction management services regarding county facilities.
- Custodial Allocation – Business Services Department custodial and grounds maintenance services for county facilities and campuses.
- Courier Allocation – Business Services Department inter-department mail delivery services.
- Risk Management Allocation – Business Services Department management of auto, general liability, and workers' compensation claims as well as procuring appropriate insurance coverage.
- Human Resources Allocation – Human Resources Department administration, e.g., department director, support staff and services.
- Legal Services Allocation – Legal Department is the county counsel and representation to county departments.
- Information Technology Allocation – Information Technology (IT) Department administration, day-to-day operations of the county's IT systems and services, desktop voice and data services, and a further wide range of computer and telephone systems management, support and training.
- FIMS Allocation – IT Department direct cost of operating the county FIMS (financial information management system).
- Finance Allocation – Finance Department administration, accounting, payroll, procurement, contracting, and budgeting services.
- MCBEE Allocation – Non-Departmental Marion County Business Enterprise Enhancement program to re-engineer and integrate county business processes and software infrastructure.

Charges for Services

Services to agencies outside the county budget, such as service districts, are billed and the revenue credited to Charges for Services rather than administrative cost recovery. Occasionally, central service departments request work to be done by other departments that is outside the scope of the budgeted expenditures of the departments providing the service. The revenue from these services is credited to Charges for Services.

General Fund Transfers

With the exception of the Board of Commissioners Office governing body, Central Services Fund departments seldom receive General Fund Transfers. The Non-Departmental Marion County Business Enterprise Enhancement (MCBEE) program is often allocated General Fund for special purposes that vary annually.

Other Fund Transfers

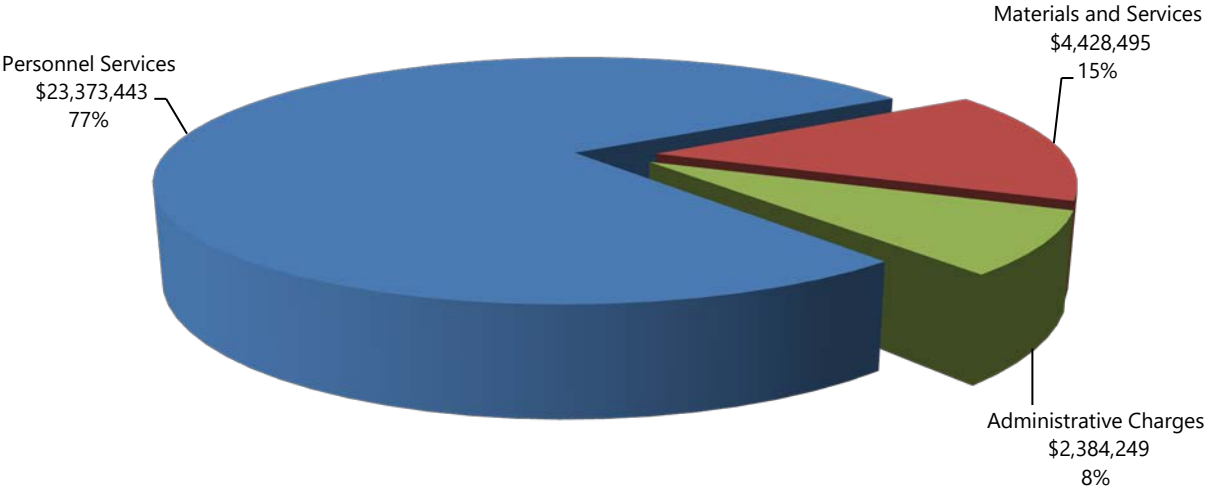
These annual transfers are from the Tax Title Land Sales Fund to the Finance Department in the Central Services Fund to cover the personnel service costs for the Property Coordinator who spends their time handling tax foreclosed duties and the sale of real property for the county.

MARION COUNTY FY 2021-22 BUDGET SUMMARY

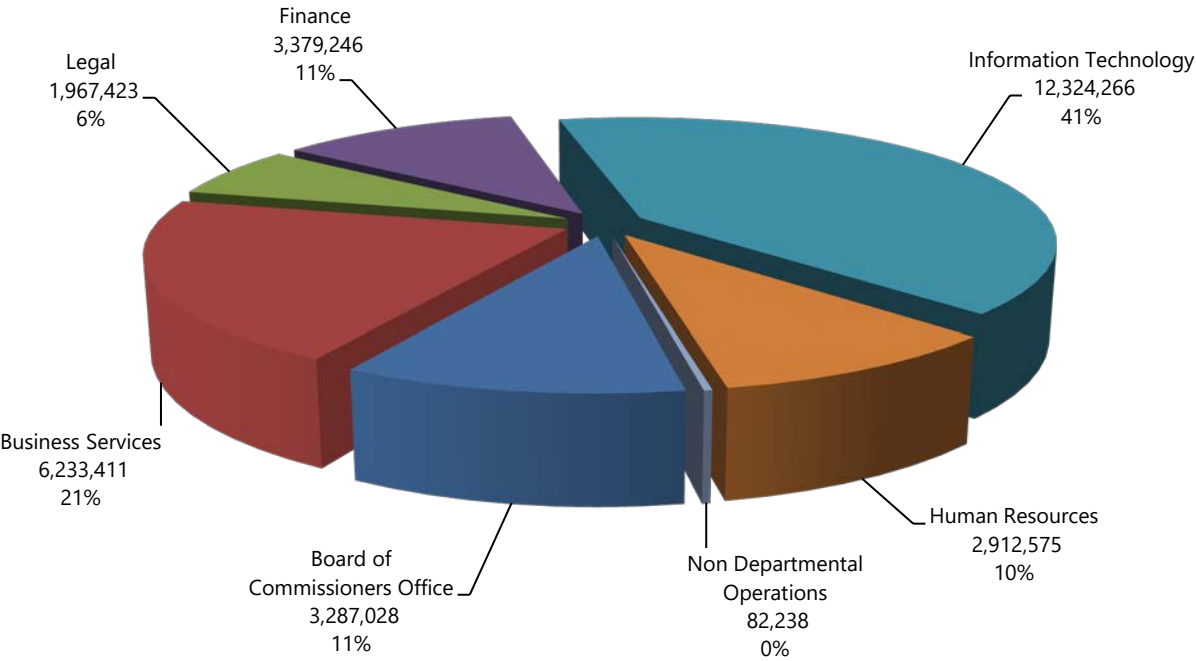
Central Services Major Requirements

The total Central Services Fund requirements budget is \$30.1 million. Direct expenditures are for Personnel Services, Materials and Services, and Administrative Charges (internal service). The Central Service requirements budget is allocated to expenditures by category and department as shown in the following charts.

Central Services Requirements by Category



Central Services Requirements by Department



MARION COUNTY FY 2021-22 BUDGET SUMMARY

Personnel Services

In FY 2021-22, most Central Services Fund departments had overall increases in salaries and wages due to normal merit (step) increases and cost of living adjustments. In addition, there were two new positions added to the Central Services Fund, a receptionist in Business Services and a service desk staff in Information Technology.

Central Services Fund Personnel Services Summary					
FY 18-19 ACTUAL	FY 19-20 ACTUAL	PERSONNEL SERVICES	FY 20-21 BUDGET	FY 21-22 ADOPTED	+/- % Prior Budget
11,647,669	11,742,567	Salaries and Wages	13,496,195	14,621,156	8.3%
6,531,754	6,870,355	Fringe Benefits	8,065,635	8,752,287	8.5%
18,179,423	18,612,922	Total Personnel Services	21,561,830	23,373,443	8.4%
173	177	FTE	180	182	1.1%

Materials and Services

Central Services Fund departments are not allowed to increase their Materials and Services (M&S), without Budget Officer approval via a decision package. Some service contracts that have built-in annual inflationary increases and increases in utilities are considered approved increases to the departments M&S budget.

Central Services Fund Materials and Services Summary					
FY 18-19 ACTUAL	FY 19-20 ACTUAL	CATEGORY	FY 20-21 BUDGET	FY 21-22 ADOPTED	+/- % Prior Budget
192,127	184,165	Supplies	211,183	209,420	-0.8%
607,328	424,144	Materials	427,413	296,087	-30.7%
287,887	298,696	Communications	338,960	344,005	1.5%
119,706	121,637	Utilities	114,602	175,316	53.0%
1,227,316	1,390,204	Contracted Services	1,351,252	1,034,793	-23.4%
1,736,958	1,760,063	Repairs and Maintenance	1,630,666	1,817,262	11.4%
194,645	194,788	Rentals	221,945	234,660	5.7%
40	40	Insurance	160	80	-50.0%
334,848	203,799	Miscellaneous	308,756	316,872	2.6%
4,700,854	4,577,535	Total Materials and Services	4,604,937	4,428,495	-3.8%

Administrative Charges

Central Services Fund departments are the providers of services for which other departments are charged, including services provided by Central Services Fund departments to each other. For example, the Finance Department charges each of the other central services departments for financial services rendered.

Administrative cross-charges include county administration, information technology, financial management, payroll, human resources, risk management, facilities management, custodial, and legal counsel.

Administrative charges are based on a cost allocation plan. Departments have little control over administrative charges. Budgeted Central Services Fund administrative charges total \$2.4 million for FY 2021-22, a slight increase over the prior year. A breakdown of Administrative Charges is shown in each department's budget, on the last page of the detail section under Requirements.

MARION COUNTY FY 2021-22 BUDGET
SUMMARY

PROGRAMS FUNDED IN PART BY STATE RESOURCES

SUMMARY OF MAJOR PROGRAMS FUNDED IN PART BY STATE RESOURCES (ORS 294.444)				
	Fiscal Year 2018-19 Actual	Fiscal Year 2019-20 Actual	Fiscal Year 2020-21 Budget	Fiscal Year 2021-22 Budget
ASSESSMENT AND TAXATION				
General Resources	\$ 5,012,591	\$ 5,312,963	\$ 6,226,776	\$ 6,190,405
State Resources	960,961	1,214,197	1,103,493	1,291,400
Total Resources	\$ 5,973,553	\$ 6,527,159	\$ 7,330,269	\$ 7,481,805
Total Requirements	\$ 5,973,553	\$ 6,527,159	\$ 7,330,269	\$ 7,481,805
COMMUNITY CORRECTIONS				
State Resources	\$ 11,629,643	\$ 10,835,908	\$ 10,793,257	\$ 10,304,097
Other Revenue	2,066,560	2,487,134	3,215,808	3,102,789
Total Resources	\$ 13,696,203	\$ 13,323,042	\$ 14,009,065	\$ 13,406,886
Total Requirements	\$ 12,164,891	\$ 11,573,462	\$ 14,009,065	\$ 13,406,886
JAIL OPERATIONS				
General Resources	\$ 17,614,609	\$ 18,601,506	\$ 20,323,073	\$ 21,343,316
State Resources	4,889,468	4,701,212	4,703,689	4,513,726
Federal Resources	37,882	12,690	43,463	46,107
Other Revenue	1,444,369	1,355,094	1,696,277	1,673,630
Total Resources	\$ 23,986,328	\$ 24,670,501	\$ 26,766,502	\$ 27,576,779
Total Requirements	\$ 23,403,285	\$ 23,794,408	\$ 26,766,502	\$ 27,576,779
DISTRICT ATTORNEY				
General Resources	\$ 9,247,189	\$ 9,675,230	\$ 11,001,106	\$ 11,724,456
State Resources	467,506	484,039	507,147	509,849
Federal Resources	1,714,797	1,781,216	2,082,317	2,195,109
Other Revenue	724,722	687,266	694,959	732,787
Total Resources	\$ 12,154,213	\$ 12,627,751	\$ 14,285,529	\$ 15,162,201
Total Requirements	\$ 11,682,625	\$ 12,163,314	\$ 14,095,740	\$ 14,972,412
JUVENILE CORRECTIONS & PROBATION				
General Resources	\$ 11,747,222	\$ 12,305,992	\$ 13,501,571	\$ 13,591,265
State Resources	1,181,188	1,150,493	1,259,154	1,154,577
Federal Resources	410,492	492,984	245,360	344,000
Other Revenue	1,899,259	1,773,914	1,951,931	1,703,073
Total Resources	\$ 15,238,160	\$ 15,723,382	\$ 16,958,016	\$ 16,792,915
Total Requirements	\$ 14,357,065	\$ 14,756,002	\$ 16,958,016	\$ 16,792,915
PUBLIC HEALTH				
General Resources	\$ 2,192,740	\$ 2,063,406	\$ 2,609,293	\$ 2,914,757
State Resources	1,949,217	2,118,619	2,873,414	2,924,319
Federal Resources	1,764,203	4,250,926	9,732,075	11,124,851
Other Revenue	7,543,057	7,185,961	7,073,500	7,954,065
Total Resources	\$ 13,449,217	\$ 15,618,913	\$ 22,288,282	\$ 24,917,992
Total Requirements	\$ 9,609,033	\$ 9,644,299	\$ 22,288,282	\$ 24,917,992
MENTAL HEALTH AND CHEMICAL DEPENDENCY				
General Resources	\$ 1,411,848	\$ 1,365,543	\$ 1,352,787	\$ 1,433,097
State Resources	21,076,392	23,121,450	23,063,050	23,483,060
Federal Resources	1,615,614	2,558,180	2,079,986	1,926,386
Other Revenue	38,658,673	35,679,435	40,233,308	42,102,934
Total Resources	\$ 62,762,527	\$ 62,724,607	\$ 66,729,131	\$ 68,945,476
Total Requirements	\$ 49,655,986	\$ 48,486,684	\$ 66,729,131	\$ 68,945,476
ROADS				
General Resources	\$ 145,534	\$ 347,574	\$ 210,936	\$ 242,249
State Resources	27,925,531	24,162,631	25,672,115	28,790,250
Federal Resources	1,868,948	4,086,771	8,326,028	13,268,890
Other Revenue	32,285,563	35,375,296	35,409,975	35,564,636
Total Resources	\$ 62,225,576	\$ 63,972,273	\$ 69,619,054	\$ 77,866,025
Total Requirements	\$ 31,059,850	\$ 33,041,254	\$ 69,619,054	\$ 77,866,025
ECONOMIC DEVELOPMENT				
General Resources	\$ 506,435	\$ 402,944	\$ 606,580	\$ 615,705
State Resources	53,167	53,167	53,167	53,167
Video Lottery Resources	2,089,664	2,870,391	2,368,450	2,546,572
Federal Resources	9,939	902,051	-	-
Other Revenue	3,191,584	3,227,146	3,558,108	2,387,206
Total Resources	\$ 5,850,790	\$ 7,455,699	\$ 6,586,305	\$ 5,602,650
Total Requirements	\$ 3,154,121	\$ 4,450,540	\$ 6,586,305	\$ 5,602,650

TABLE OF CONTENTS

DEPARTMENTS

Assessor's Office.....	55
Board of Commissioners Office.....	73
Business Services.....	95
Clerk's Office.....	113
Community Services.....	133
District Attorney's Office.....	169
Finance.....	199
Health and Human Services.....	211
Human Resources.....	259
Information Technology.....	273
Justice Court.....	293
Juvenile.....	303
Legal.....	333
Public Works.....	349
Sheriff's Office.....	429
Treasurer's Office.....	493

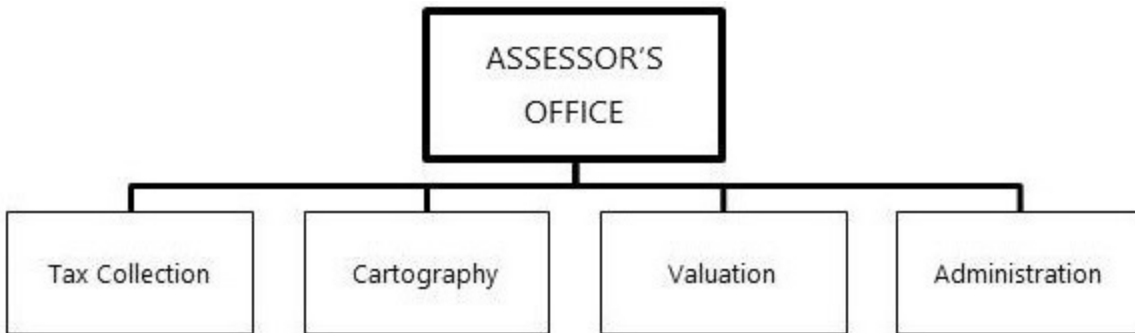
THIS PAGE HAS BEEN INTENTIONALLY LEFT BLANK

MARION COUNTY FY 2021-22 BUDGET

BY DEPARTMENT

ASSESSOR'S OFFICE

ASSESSOR'S OFFICE



MISSION STATEMENT

To effectively and efficiently implement the property tax statutes of the State of Oregon.

GOALS AND OBJECTIVES

- Goal 1 Communications - Guide decision processes, retain and motivate staff, efficiently and fully inform taxpayers, and defend and improve the administrative efficiency of the property tax system.
 - Objective 1 Maintain and update the department strategic plan through a combination of staff and management input. Share with staff and county management.
 - Objective 2 Ensure the department website and mailed tax statements provide a maximally informative, user-friendly experience through updates and improvements.
 - Objective 3 Participate in stakeholder discussions, provide data, and testify regarding the administrative impacts of tax legislation.

- Goal 2 Recruitment and Training - Actively recruit and develop a diverse, highly qualified, motivated staff producing quality output at high volume. Develop future leadership for the department.
 - Objective 1 Expand the recruitment pipeline via outreach. Eliminate barriers to job applicants of diverse socioeconomic and cultural backgrounds.
 - Objective 2 Establish training and competency goals for each job classification.
 - Objective 3 Formulate a personalized training plan for each employee based on their current position requirements, skills, and career interests.

- Goal 3 Technology - Ensure data and systems integrity and security, increase assessment efficiencies and quality, conserve resources, and enhance service by exploring and adopting progressive technologies.
 - Objective 1 Implement ORCATS and realize enhanced security, workflow, linkage to digital records, field app, and minimized training requirements.
 - Objective 2 Continue conversion from paper to digital records.
 - Objective 3 Adopt technology to enhance the efficiency, accuracy, and reliability of processes. Examples include a regularly scheduled program of aerial photography, expanded use of GIS for data reference and analysis, workflow tracking, and adoption of field devices for appraisal staff.

MARION COUNTY FY 2021-22 BUDGET

BY DEPARTMENT

ASSESSOR'S OFFICE

DEPARTMENT OVERVIEW

The Assessor's Office is responsible for the appraisal and assessment of property in Marion County per Oregon statute, administrative rule, and court decisions. The voters of Marion County elect the Assessor to a four-year term to lead and manage the office.

Most residential, farm, forest, commercial, industrial, and personal property in the county is valued and assessed by the Assessor's Office. Exceptions include higher-value industrial properties and centrally assessed properties such as railroads and utilities, appraised by the Oregon Department of Revenue (DOR). 299 tax districts and special districts certify tax rates, bonds, levies, and special assessments to the Assessor's Office for assessment, collection, and distribution of revenue to the districts. These districts, in turn, provide services to the citizens of Marion County.

Under Oregon's unique property tax system, most property is assessed at the lower of Real Market Value (RMV), the estimated price at which the property would sell in an open market, or Maximum Assessed Value (MAV), a statutorily defined value. Exceptions include the large number of specially assessed farm and forest properties that are assessed on formula-driven values, the many exempt or partially exempt properties, and properties in Measure 5 compression.

Market values must be estimated annually for each property according to statute and recognized appraisal principles and standards. Statutorily derived values also must be calculated. All values must take into account changes in the market as well as to physical, use, and ownership characteristics of the property. With each legislative session, changes to the statutes governing valuation and taxation must be incorporated. Tax districts come and go, and tax rates change, all of which must be tracked. Property inventories and valuations must be made available for review by taxpayers and, potentially, defended through as many as four levels of appeal. Finally, the accuracy of property valuations relative to actual sales must be carefully evaluated per state standards, and reported to the Oregon Department of Revenue for oversight review.

To accomplish these tasks, the Assessor's Office can be viewed as having four core programs:

1. Tax Collection: Maintains the tax roll, distributes tax statements, collects taxes, and issues refunds.
2. Cartography: Tracks changes to parcel and tax lot boundaries, and ownership changes.
3. Valuation: Estimates market and statutorily derived values, and defends these when indicated.
4. Administration: Provides the direction and support for all functions.

MARION COUNTY FY 2021-22 BUDGET

BY DEPARTMENT

ASSESSOR'S OFFICE

RESOURCE AND REQUIREMENT SUMMARY

Assessor's Office	FY 18-19 ACTUAL	FY 19-20 ACTUAL	FY 20-21 BUDGET	FY 21-22 ADOPTED	+/- %
RESOURCES					
General Fund Transfers	5,887,498	6,437,101	7,263,421	7,372,279	1.5%
TOTAL RESOURCES	5,887,498	6,437,101	7,263,421	7,372,279	1.5%
REQUIREMENTS					
Personnel Services					
Salaries and Wages	2,825,490	3,017,601	3,244,977	3,285,325	1.2%
Fringe Benefits	1,733,415	1,950,903	2,071,990	2,146,971	3.6%
Total Personnel Services	4,558,905	4,968,504	5,316,967	5,432,296	2.2%
Materials and Services					
Supplies	13,404	14,686	21,309	21,648	1.6%
Materials	11,729	48,744	57,149	19,700	-65.5%
Communications	9,492	17,595	20,142	62,410	209.9%
Utilities	31,352	32,744	30,055	29,592	-1.5%
Contracted Services	161,897	179,967	270,864	218,365	-19.4%
Repairs and Maintenance	3,463	1,220	306,831	329,800	7.5%
Rentals	47,136	50,271	59,134	58,846	-0.5%
Insurance	1,750	1,750	1,850	1,890	2.2%
Miscellaneous	56,013	86,241	85,595	84,684	-1.1%
Total Materials and Services	336,237	433,217	852,929	826,935	-3.0%
Administrative Charges	992,355	1,035,379	1,093,525	1,113,048	1.8%
TOTAL REQUIREMENTS	5,887,498	6,437,101	7,263,421	7,372,279	1.5%
FTE	51.00	52.00	52.00	52.00	0.0%

MARION COUNTY FY 2021-22 BUDGET

BY DEPARTMENT

ASSESSOR'S OFFICE

FUNDS

Fund Name	FY 18-19 ACTUAL	FY 19-20 ACTUAL	FY 20-21 BUDGET	FY 21-22 ADOPTED	% of Total
RESOURCES					
FND 100 General Fund	5,887,498	6,437,101	7,263,421	7,372,279	100.0%
TOTAL RESOURCES	5,887,498	6,437,101	7,263,421	7,372,279	100.0%
REQUIREMENTS					
FND 100 General Fund	5,887,498	6,437,101	7,263,421	7,372,279	100.0%
TOTAL REQUIREMENTS	5,887,498	6,437,101	7,263,421	7,372,279	100.0%

PROGRAMS

	FY 18-19 ACTUAL	FY 19-20 ACTUAL	FY 20-21 BUDGET	FY 21-22 ADOPTED	+/- %
RESOURCES					
Tax Collection	784,879	861,019	937,435	955,219	1.9%
Cartography	656,598	743,561	847,842	896,589	5.7%
Valuation	3,493,987	3,826,546	4,271,743	4,199,007	-1.7%
AS Administration	952,034	1,005,976	1,206,401	1,321,464	9.5%
TOTAL RESOURCES	5,887,498	6,437,101	7,263,421	7,372,279	1.5%
REQUIREMENTS					
Tax Collection	784,879	861,019	937,435	955,219	1.9%
Cartography	656,598	743,561	847,842	896,589	5.7%
Valuation	3,493,987	3,826,546	4,271,743	4,199,007	-1.7%
AS Administration	952,034	1,005,976	1,206,401	1,321,464	9.5%
TOTAL REQUIREMENTS	5,887,498	6,437,101	7,263,421	7,372,279	1.5%

MARION COUNTY FY 2021-22 BUDGET

BY DEPARTMENT

ASSESSOR'S OFFICE

Tax Collection Program

- Manages the printing and distribution of tax statements. Collects property taxes.
- Maintains records for all financial transactions affecting the tax roll and makes corrections, as directed by the Tax Collector.
- Assists the general public, businesses, and government agencies by providing information concerning property records and taxes.
- Establishes and implements controls for the safekeeping of daily cash receipts.

Program Summary

Assessor's Office	Program: Tax Collection				
	FY 18-19 ACTUAL	FY 19-20 ACTUAL	FY 20-21 BUDGET	FY 21-22 ADOPTED	+/- %
RESOURCES					
General Fund Transfers	784,879	861,019	937,435	955,219	1.9%
TOTAL RESOURCES	784,879	861,019	937,435	955,219	1.9%
REQUIREMENTS					
Personnel Services	399,038	428,176	451,058	473,864	5.1%
Materials and Services	137,758	174,002	213,002	203,100	-4.6%
Administrative Charges	248,083	258,841	273,375	278,255	1.8%
TOTAL REQUIREMENTS	784,879	861,019	937,435	955,219	1.9%
FTE	4.00	4.00	4.00	4.00	0.0%

FTE By Position Title By Program

Program: Tax Collection	
Position Title	FTE
Tax Clerk	2.00
Tax Clerk Sr	1.00
Tax Office Supervisor/Tax Collector	1.00
Program Tax Collection FTE Total:	4.00

FTE Changes

Staffing for the Tax Collection Program remains unchanged at 4.00 FTE.

Tax Collection Program Budget Justification

RESOURCES

The Tax Collection Program is funded entirely by the General Fund.

REQUIREMENTS

Personnel Services increases are due to standard merit increases, fringe benefits, and a COLA, as well as including annual "tax season" overtime for the Sr. Tax Clerk account for the change. Temporary staffing was also moved from Materials and Services to Personnel Services to replace past contracted temps to ensure consistency and quality in the tax season assistance. It is also more cost effective to hire temps directly than to go through a third party.

MARION COUNTY FY 2021-22 BUDGET

BY DEPARTMENT

ASSESSOR'S OFFICE

Materials and Services decreased due to several offsetting costs. Primarily, \$35,000 in lock box fees transitioned from the Treasurer's Office to the Assessor's Office in FY 2020-21 to more accurately represent the operations of the Tax Office, offset by one-time COVID-19 related expenditures from last fiscal year that are not carrying forward to the current year.

MARION COUNTY FY 2021-22 BUDGET

BY DEPARTMENT

ASSESSOR'S OFFICE

Cartography Program

- Performs intake and processing of subdivision and partition plats and annexations.
- Maintains an inventory of all parcels, including boundaries, tax lot, account number, ownership, and size.
- Maintains maps reflecting taxing district boundaries, including changes and creation or dissolution of districts.
- Provides management and oversight of suppressed owner program per statutory requirements.

Program Summary

Assessor's Office	Program: Cartography				
	FY 18-19 ACTUAL	FY 19-20 ACTUAL	FY 20-21 BUDGET	FY 21-22 ADOPTED	+/- %
RESOURCES					
General Fund Transfers	656,598	743,561	847,842	896,589	5.7%
TOTAL RESOURCES	656,598	743,561	847,842	896,589	5.7%
REQUIREMENTS					
Personnel Services	363,505	422,975	517,807	546,824	5.6%
Materials and Services	45,010	61,745	56,660	71,510	26.2%
Administrative Charges	248,083	258,841	273,375	278,255	1.8%
TOTAL REQUIREMENTS	656,598	743,561	847,842	896,589	5.7%
FTE	5.00	6.00	6.00	6.00	0.0%

FTE By Position Title By Program

Program: Cartography	
Position Title	FTE
Cartographer/GIS Technician	2.00
Cartographer/GIS Technician Sr	1.00
Deed Clerk	3.00
Program Cartography FTE Total:	6.00

FTE Changes

Staffing for the Cartography Program remains unchanged.

Cartography Program Budget Justification

RESOURCES

The Cartography Program is funded entirely by the General Fund.

REQUIREMENTS

Personnel Services increases are due to standard merit increases, fringe benefits, and a COLA.

Materials and Services remain unchanged, with the exception for the Oregon Map (ORMAP) grant charges that post to the Assessor's Office but are reimbursed through Intergovernmental State Revenue to the Non-Departmental General Fund. In FY 2020-21, expenses associated with the ORMAP grant were \$49,950 and increased to \$68,400 in the current year.

MARION COUNTY FY 2021-22 BUDGET

BY DEPARTMENT

ASSESSOR'S OFFICE

Valuation Program

- Estimates market, Measure 50, special assessment, and other values for county-appraised properties including residential, multi-family, commercial, industrial, farm and forest, and business personal property.
- Ensures correct tax rates are associated with each taxing district, and associates each property with correct taxing districts to accurately calculate taxes owed.
- Determines the valuation and assessment impacts of both physical and use changes to property, including special assessment and exemption programs.
- Analyzes property sales for use in estimating the market value of unsold properties. Utilizes the data to develop mass appraisal models for each property type for assessment purposes, for defense of values when appealed, and to verify compliance with Oregon Department of Revenue oversight standards.
- Maintains farm and forest special assessments. Administers statutory exemptions based on ownership, non-profit activities, and economic development programs.
- Responds to taxpayer inquiries regarding property valuation methods, records of inventory, and exemption qualifications.
- Serve as experts to defend assessments before the Board of Property Tax Appeals, Magistrate Court, and Oregon Tax Court.

Program Summary

Assessor's Office

Program: Valuation

	FY 18-19 ACTUAL	FY 19-20 ACTUAL	FY 20-21 BUDGET	FY 21-22 ADOPTED	+/- %
RESOURCES					
General Fund Transfers	3,493,987	3,826,546	4,271,743	4,199,007	-1.7%
TOTAL RESOURCES	3,493,987	3,826,546	4,271,743	4,199,007	-1.7%
REQUIREMENTS					
Personnel Services	3,155,879	3,453,328	3,659,691	3,685,647	0.7%
Materials and Services	90,026	114,377	338,677	235,105	-30.6%
Administrative Charges	248,083	258,841	273,375	278,255	1.8%
TOTAL REQUIREMENTS	3,493,987	3,826,546	4,271,743	4,199,007	-1.7%
FTE	36.00	36.00	36.00	36.00	0.0%

FTE By Position Title By Program

Program: Valuation	
Position Title	FTE
Appraisal Section Supervisor	3.00
Assessment Clerk	2.00
Assessment Clerk Sr	2.00
Office Specialist 3	3.00
Personal Property Appraisal Tech	4.00
Property Appraiser 2	16.00
Property Appraiser Sr	4.00
Sales Data Analyst 3	2.00
Program Valuation FTE Total:	36.00

FTE Changes

Total staffing for the Valuation Program has remained unchanged for FY 2021-22.

MARION COUNTY FY 2021-22 BUDGET

BY DEPARTMENT

ASSESSOR'S OFFICE

Valuation Program Budget Justification

RESOURCES

The Valuation Program is funded entirely by the General Fund.

REQUIREMENTS

Personnel Services allocations increased minimally due to a combination of normal merit and COLA increases, as well as lower step filling vacant positions that previously held higher step employees. There is also the creation of a new Property Appraiser position, replacing a lower wage Assessment Clerk position.

Materials and Services decreased due to a reduction in software maintenance charges associated with the legacy Tyler Systems Taxation and Assessment (TSG) software. In FY 2020-21, the Assessor's Office converted its taxation and assessment software system from TSG to ORCATS, a Helion Software service. ORCATS is budgeted in the Administration Program. Six months of payments to TSG is budgeted in the Valuation Program in FY 2021-22 while the county transitions to ORCATS. In addition to the software maintenance decreases, there were one-time COVID-19 related expenditures from last fiscal year that are not carrying forward to the current year.

MARION COUNTY FY 2021-22 BUDGET

BY DEPARTMENT

ASSESSOR'S OFFICE

AS Administration Program

- Develops and implements the short and long term strategic plan for the department.
- Manages the department.
- Guides hiring and personnel development.
- Provides accurate and timely information to the Board of Commissioners, taxing districts, public support groups, and the state legislature.
- Performs annual budgeting and grant preparation.
- Provides excellent customer service to internal customers, businesses, government agencies and the general public.
- Maintains accounts payable and receivable, payroll, financial records, and contracts.
- Maintains all department personnel, appraisal certification, and educational records.
- Maintains Veteran's, Active Duty Military Service Member, and Surviving Spouse of a Public Safety Officer, as well as Senior and Disabled Citizen's deferral programs.
- Maintains manufactured home records, and provides certification of taxes paid for title transfers and relocations.

Program Summary

Assessor's Office

Program: AS Administration

	FY 18-19 ACTUAL	FY 19-20 ACTUAL	FY 20-21 BUDGET	FY 21-22 ADOPTED	+/- %
RESOURCES					
General Fund Transfers	952,034	1,005,976	1,206,401	1,321,464	9.5%
TOTAL RESOURCES	952,034	1,005,976	1,206,401	1,321,464	9.5%
REQUIREMENTS					
Personnel Services	640,483	664,025	688,411	725,961	5.5%
Materials and Services	63,443	83,094	244,590	317,220	29.7%
Administrative Charges	248,107	258,857	273,400	278,283	1.8%
TOTAL REQUIREMENTS	952,033	1,005,976	1,206,401	1,321,464	9.5%
FTE	6.00	6.00	6.00	6.00	0.0%

FTE By Position Title By Program

Program: AS Administration	
Position Title	FTE
Administrative Services Manager	1.00
Assessment Clerk	1.00
Assessment Clerk Sr	1.00
Assessor	1.00
Chief Deputy Assessor	1.00
Office Specialist 4	1.00
Program AS Administration FTE Total:	6.00

FTE Changes

The Administration Program maintains the status quo at 6.00 FTE positions budgeted for FY 2021-22.

MARION COUNTY FY 2021-22 BUDGET
BY DEPARTMENT
ASSESSOR'S OFFICE

AS Administration Program Budget Justification

RESOURCES

The Assessor's Administration Program is funded entirely by the General Fund.

REQUIREMENTS

Personnel Services increased due to normal step increases, cost of living adjustments, and related fringe benefit increases.

Materials and Services increased due to the full year annual maintenance charges of the new Assessment and Taxation software (ORCATS), offset by a slight decrease in utilities, and one-time COVID-19 related costs increase not carrying forward into FY 2021-22.

MARION COUNTY FY 2021-22 BUDGET

BY DEPARTMENT

ASSESSOR'S OFFICE

KEY DEPARTMENT ACCOMPLISHMENTS

- Revenue Generation - \$470.9 million in taxes were levied for FY 2020-21 to support the operation of the 63 taxing districts, 4 urban renewal agencies, 9 urban renewal plan areas and 228 special assessment districts within the geographical boundaries of Marion County. This includes \$79.5 million to support the many services provided by Marion County itself.
- Property Records Website - We've seen continued success with our website providing detailed assessment and taxation information on individual properties to the general public, businesses, and public agencies. Tax bills for the prior five years for each property are on this site. An added enhancement for the coming year will be an additional search function for ease of use. We've been able to successfully merge data from two separate data sources during our conversion to a new Assessment and Taxation System with the help of Marion County IT and internal staff. This site, on a secure platform, replaces a former unsupported site that generated vulnerabilities within the county IT network. The electronic availability of assessment and taxation information reduces the need by staff to answer in-person and telephone inquiries.
- Cartographic Projects - With the addition of a third cartographer we were able to accomplish the statutorily required work. In conjunction with the all of our appraisal sections and MCIT GIS our Cartographers have created mobile maps and surveys (Survey123) for appraisers to use in the field and wildfire damage assessment that has expedited the process.
- Reappraisal Cycle - A key strategic objective of the Marion County Assessor's Office continues to be the reduction of the reappraisal cycle to seven years for all county-administered property types (131,000 accounts) excluding personal property which is done annually. We are in the sixth year of exceeding the rate of reappraisal to complete a seven year cycle for the Residential and Commercial Sections; this was the second year for the Rural Section. After shifting appraisal levels to Level 3: Imagery with Street Review due to Covid-19 precautions Rural, Residential and Commercial sections accomplished this objective for the 2020-21 tax year. Although a specific reappraisal cycle is no longer required by Oregon statute post Measure 50, a reasonable reappraisal cycle period remains highly desirable to help ensure the accuracy of property records.
- Assessment & Taxation System Replacement - Partnering with Marion County IT, the Assessor's Office has contracted with Helion Software Inc. and is halfway through converting to their ORCAT's software which is an Oregon Property Assessment & Taxation system. The system conversion is on-time and expects to take 18-months in total. July 1, 2020 the Tax Office had a successful "Go-Live" with this software and the Assessor's Office is set to "Go-Live" July 1, 2021.
- Digital Records Storage - We continue to transition from paper to digital records stored in Laserfiche and will merge these documents into our new A & T Software. This provides enhanced records security and greater efficiency. Records digitized and stored electronically include: 100% of personal property returns, each year they are bar-coded, scanned, and digitally stored for significant time savings, as well as space and cost savings by the elimination of filing cabinets. Commercial and Industrial have 50% of the appraisal records, both real and personal property, from field work to tax supplements digitized. All of east county appraisal records have been digitized. The rural and residential appraisal sections are exclusively creating digital records now. Deed books, parcel maps, residential home records, rural home records, manufactured home records, tax exemptions, exemption records, tax deferrals, appeals records have begun the digital process. Tax statements have all been converted to digital format and archived.

MARION COUNTY FY 2021-22 BUDGET

BY DEPARTMENT

ASSESSOR'S OFFICE

KEY INDICATORS

1: Growth of Property Tax Assessment

Definition and Purpose

The estimation of anticipated tax revenues is a complex series of calculations with many fluctuating variables. However, the factors that most strongly influence changes in total tax collections year to year are:

- Changing market values. The direction and speed of property sales price changes impact the proportion of properties that incur the full annual 3% assessed value growth permitted under Measure 50, as well as the proportion that experience the limitations imposed by Measure 5. In a rising market, especially one that continues for several years, more properties will experience 3% assessed value growth per Measure 50, and fewer will experience Measure 5 tax rate "compression". The opposite occurs in a declining market.

- Construction activity. Certain changes to property result in exceptions to the 3% assessed value annual growth limitation of Measure 50. From the standpoint of total tax revenues, the most significant is typically new construction. The assessed value of new construction is calculated based on the estimated real market value as of January 1 of the first year that it is included in the tax roll, multiplied by the average ratio between real market value and maximum assessed value for all unchanged property in the county of the same property class.

- Changing tax rates. If one of the taxing districts in which a property is located changes its total tax rate, either up or down, this can have a substantial impact on the tax assessment of that property. The most common situations are when a new bond levy is passed, an existing levy retires, or a tax district is created or dissolved. County-wide, this can have a significant impact, especially if the district experiencing the change encompasses many properties.

Significance

Property taxes play a significant role in providing the resources necessary to create and maintain a safe, healthy, and productive quality of life within our community. However, the property tax system is extremely complex. Marion County Strategic Plan Goal #6 states: "Provide efficient, effective, and responsive government through stewardship and accountability." Therefore, the Assessor's Office expends considerable effort in providing information to educate and inform the public on the functions and responsibilities of our office, the various statutes regarding how values are calculated, as well as the current and historical values and taxes associated with individual properties.

Data Units Fiscal Year

Tax Accounts: This number includes existing accounts as of the prior year's tax roll, plus new additions during the year, minus any retirements or combinations. New accounts can include anything from a new subdivision, to a new business personal property account, to a new utility operating within the county.

FY 17-18 Actual	FY 18-19 Actual	FY 19-20 Actual	FY 20-21 Estimate	FY 21-22 Estimate
130,652	131,031	132,760	134,158	135,000

Building Permits: The majority of the permits are for construction of buildings and structures that will add value. Some permits may be for ongoing maintenance and repair, which although not taxable are required to be inspected to confirm whether or not the permit is limited to maintenance and repair activity only.

FY 17-18 Actual	FY 18-19 Actual	FY 19-20 Actual	FY 20-21 Estimate	FY 21-22 Estimate
3,282	3,235	2,955	3,027	2,870

MARION COUNTY FY 2021-22 BUDGET

BY DEPARTMENT

ASSESSOR'S OFFICE

Real Market Value: The market value for all taxable property within Marion County. This indicates the value that the Assessor's Office believes the property would sell for on the open market as of January 1 of the assessment year.

FY 17-18 Actual	FY 18-19 Actual	FY 19-20 Actual	FY 20-21 Estimate	FY 21-22 Estimate
42,213,950,459 8.23%	46,399,106,709 9.91%	50,681,034,646 9.23%	53,148,678,076 4.87%	55,540,369,000 4.50%

Assessed Value of Exceptions: New assessed value represented by statutory exceptions to the 3% annual increase rule of Measure 50. Exceptions include partitions, new construction, building additions, properties coming off exemption or special assessment, changes of use conforming to new zoning, and omitted property returned to the tax roll. Individual exceptions can increase or decrease assessed value.

FY 17-18 Actual	FY 18-19 Actual	FY 19-20 Actual	FY 20-21 Estimate	FY 21-22 Estimate
517,433,852	555,939,946	753,626,796	683,893,446	391,251,000

Assessed Value: The value to which tax rates are applied. This figure increases each year with the maximum 3% growth allowed under Measure 50, plus the value of exceptions. Assessed value is also impacted by the limitations imposed by Measure 5 as well as exemptions, special assessments, and deferrals.

FY 17-18 Actual	FY 18-19 Actual	FY 19-20 Actual	FY 20-21 Estimate	FY 21-22 Estimate
24,219,912,095 3.63%	25,344,013,124 4.64%	26,502,974,171 4.57%	27,618,295,240 4.21%	28,720,538,000 3.99%

Explanation of Trends and Changes

Marion County continues to capitalize on its proximity to the dynamic Portland-Hillsboro-Vancouver metro area, even as prices there tend to drive economic activity to adjacent areas. The county also benefits from strong demand for agricultural and timber products, as well as its role as the state capitol. However, as with many other communities, property tax revenues are impacted by tax exemptions offered as economic development incentives to some of the largest new projects.

Building permit and new construction numbers have increased consistently year over year. Real Market Value is expected to show average growth of about 4.5%, and Measure 50 Assessed Value indicates a steady growth of about 4.0%.

MARION COUNTY FY 2021-22 BUDGET

BY DEPARTMENT

ASSESSOR'S OFFICE

Resources by Fund Detail

100 - General Fund	Actual FY 18-19	Actual FY 19-20	Budget FY 20-21	Proposed FY 21-22	Approved FY 21-22	Adopted FY 21-22
General Fund Transfers						
381100 Transfer from General Fund	5,887,498	6,437,101	7,263,421	7,372,279	7,372,279	7,372,279
General Fund Transfers Total	5,887,498	6,437,101	7,263,421	7,372,279	7,372,279	7,372,279
General Fund Total	5,887,498	6,437,101	7,263,421	7,372,279	7,372,279	7,372,279
Assessor's Office Grand Total	5,887,498	6,437,101	7,263,421	7,372,279	7,372,279	7,372,279

MARION COUNTY FY 2021-22 BUDGET

BY DEPARTMENT

ASSESSOR'S OFFICE

Requirements by Fund Detail

100 - General Fund	Actual FY 18-19	Actual FY 19-20	Budget FY 20-21	Proposed FY 21-22	Approved FY 21-22	Adopted FY 21-22
Personnel Services						
Salaries and Wages						
511110 Regular Wages	2,360,403	2,573,725	3,181,846	3,215,239	3,215,239	3,215,239
511120 Temporary Wages	0	0	0	13,528	13,528	13,528
511130 Vacation Pay	164,175	160,263	0	0	0	0
511140 Sick Pay	96,721	81,838	0	0	0	0
511150 Holiday Pay	123,043	138,359	0	0	0	0
511210 Compensation Credits	54,360	47,106	48,361	44,130	44,130	44,130
511240 Leave Payoff	17,436	4,512	0	0	0	0
511290 Health Insurance Waiver Pay	8,121	9,884	12,000	9,600	9,600	9,600
511420 Premium Pay	1,230	1,914	2,770	2,828	2,828	2,828
Salaries and Wages Total	2,825,490	3,017,601	3,244,977	3,285,325	3,285,325	3,285,325
Fringe Benefits						
512010 Fringe Benefits Budget Only	0	0	1,025	1,046	1,046	1,046
512110 PERS	490,368	652,274	744,088	782,880	782,880	782,880
512120 401K	20,239	20,694	21,607	22,428	22,428	22,428
512130 PERS Debt Service	191,728	193,119	173,459	145,464	145,464	145,464
512200 FICA	209,435	223,119	245,719	247,747	247,747	247,747
512310 Medical Insurance	721,462	759,580	778,320	833,175	833,175	833,175
512320 Dental Insurance	64,523	64,453	65,424	70,150	70,150	70,150
512330 Group Term Life Insurance	5,054	5,437	5,988	7,640	7,640	7,640
512340 Long Term Disability Insurance	10,394	11,162	13,424	11,972	11,972	11,972
512400 Unemployment Insurance	8,482	9,061	9,728	9,805	9,805	9,805
512520 Workers Comp Insurance	1,122	1,047	1,560	1,560	1,560	1,560
512600 Wellness Program	1,917	2,000	2,080	2,080	2,080	2,080
512610 Employee Assistance Program	1,541	1,697	1,768	1,924	1,924	1,924
512700 County HSA Contributions	7,150	7,262	7,800	9,100	9,100	9,100
Fringe Benefits Total	1,733,415	1,950,903	2,071,990	2,146,971	2,146,971	2,146,971
Personnel Services Total	4,558,905	4,968,504	5,316,967	5,432,296	5,432,296	5,432,296
Materials and Services						
Supplies						
521010 Office Supplies	8,622	8,060	15,609	14,800	14,800	14,800
521030 Field Supplies	961	1,241	1,000	1,900	1,900	1,900
521070 Departmental Supplies	2,689	2,375	3,000	3,000	3,000	3,000
521190 Publications	1,132	1,432	700	948	948	948
521300 Safety Clothing	0	1,578	1,000	1,000	1,000	1,000
Supplies Total	13,404	14,686	21,309	21,648	21,648	21,648
Materials						
522150 Small Office Equipment	2,273	2,796	41,299	9,200	9,200	9,200
522170 Computers Non Capital	8,254	43,273	15,350	10,000	10,000	10,000

MARION COUNTY FY 2021-22 BUDGET

BY DEPARTMENT

ASSESSOR'S OFFICE

100 - General Fund	Actual FY 18-19	Actual FY 19-20	Budget FY 20-21	Proposed FY 21-22	Approved FY 21-22	Adopted FY 21-22
Materials and Services						
522180 Software	1,202	2,676	500	500	500	500
Materials Total	11,729	48,744	57,149	19,700	19,700	19,700
Communications						
523010 Telephone Equipment	183	457	1,500	900	900	900
523020 Phone and Communication Svcs	218	236	250	200	200	200
523040 Data Connections	0	289	6,702	2,460	2,460	2,460
523050 Postage	6,433	10,774	6,535	44,840	44,840	44,840
523060 Cellular Phones	2,328	5,481	4,650	13,530	13,530	13,530
523090 Long Distance Charges	331	358	505	480	480	480
Communications Total	9,492	17,595	20,142	62,410	62,410	62,410
Utilities						
524010 Electricity	27,955	29,324	26,525	26,086	26,086	26,086
524020 City Operations and St Lights	18	17	18	62	62	62
524040 Natural Gas	247	266	283	267	267	267
524050 Water	429	439	500	457	457	457
524070 Sewer	953	974	1,032	1,037	1,037	1,037
524090 Garbage Disposal and Recycling	1,750	1,723	1,697	1,683	1,683	1,683
Utilities Total	31,352	32,744	30,055	29,592	29,592	29,592
Contracted Services						
525156 Bank Services	137	167	35,000	35,000	35,000	35,000
525175 Temporary Staffing	10,850	12,254	19,177	0	0	0
525360 Public Works Services	26,000	38,002	49,950	64,800	64,800	64,800
525430 Programming and Data Services	0	9,987	22,961	0	0	0
525450 Subscription Services	9,462	9,722	11,256	11,400	11,400	11,400
525510 Legal Services	1,345	765	1,000	1,500	1,500	1,500
525710 Printing Services	29,278	12,098	37,300	33,000	33,000	33,000
525715 Advertising	3,775	3,906	5,000	5,000	5,000	5,000
525735 Mail Services	70,995	86,049	79,000	58,000	58,000	58,000
525740 Document Disposal Services	557	668	720	700	700	700
525999 Other Contracted Services	9,500	6,350	9,500	8,965	8,965	8,965
Contracted Services Total	161,897	179,967	270,864	218,365	218,365	218,365
Repairs and Maintenance						
526010 Office Equipment Maintenance	875	0	790	600	600	600
526021 Computer Software Maintenance	23	383	305,041	328,200	328,200	328,200
526030 Building Maintenance	2,565	837	1,000	1,000	1,000	1,000
Repairs and Maintenance Total	3,463	1,220	306,831	329,800	329,800	329,800
Rentals						
527130 Parking	115	5	150	150	150	150

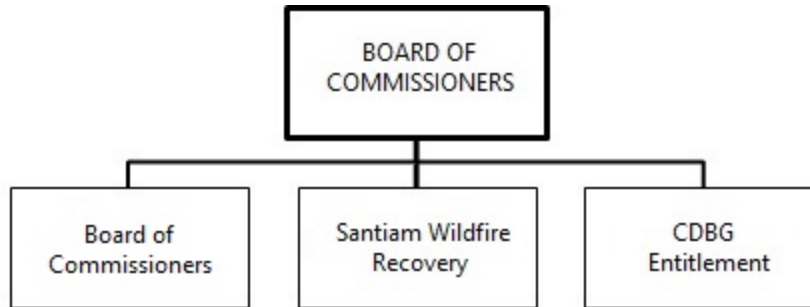
MARION COUNTY FY 2021-22 BUDGET

BY DEPARTMENT

ASSESSOR'S OFFICE

100 - General Fund	Actual FY 18-19	Actual FY 19-20	Budget FY 20-21	Proposed FY 21-22	Approved FY 21-22	Adopted FY 21-22
Materials and Services						
527140 County Parking	13,200	13,200	13,200	13,200	13,200	13,200
527240 Condo Assn Assessments	27,698	30,206	38,384	38,196	38,196	38,196
527300 Equipment Rental	6,124	6,861	7,400	7,300	7,300	7,300
Rentals Total	47,136	50,271	59,134	58,846	58,846	58,846
Insurance						
528210 Public Official Bonds	1,750	1,750	1,750	1,750	1,750	1,750
528220 Notary Bonds	0	0	100	140	140	140
Insurance Total	1,750	1,750	1,850	1,890	1,890	1,890
Miscellaneous						
529110 Mileage Reimbursement	22,288	17,748	21,750	21,750	21,750	21,750
529130 Meals	529	686	1,050	1,050	1,050	1,050
529140 Lodging	4,585	5,654	6,200	6,200	6,200	6,200
529210 Meetings	435	511	700	700	700	700
529220 Conferences	5,330	2,325	5,700	5,700	5,700	5,700
529230 Training	8,131	8,224	12,350	12,200	12,200	12,200
529300 Dues and Memberships	4,559	12,614	8,655	7,755	7,755	7,755
529650 Pre Employment Costs	364	46	190	190	190	190
529880 Recording Charges	9,280	38,256	28,000	28,000	28,000	28,000
529910 Awards and Recognition	512	176	1,000	1,139	1,139	1,139
Miscellaneous Total	56,013	86,241	85,595	84,684	84,684	84,684
Materials and Services Total	336,237	433,217	852,929	826,935	826,935	826,935
Administrative Charges						
611100 County Admin Allocation	63,232	54,572	66,905	79,896	79,896	79,896
611210 Facilities Mgt Allocation	68,274	66,062	79,943	81,754	81,754	81,754
611220 Custodial Allocation	48,614	54,491	61,285	62,462	62,462	62,462
611230 Courier Allocation	2,230	2,447	2,671	3,187	3,187	3,187
611250 Risk Management Allocation	6,512	5,248	15,195	11,694	11,694	11,694
611255 Benefits Allocation	15,341	15,710	0	0	0	0
611260 Human Resources Allocation	58,543	58,525	89,114	94,149	94,149	94,149
611300 Legal Services Allocation	98,519	78,449	79,781	85,719	85,719	85,719
611400 Information Tech Allocation	148,632	143,834	163,235	210,823	210,823	210,823
611410 FIMS Allocation	67,601	69,319	58,360	67,893	67,893	67,893
611420 Telecommunications Allocation	11,274	11,712	12,333	21,255	21,255	21,255
611430 Info Tech Direct Charges	296,514	376,054	315,879	250,897	250,897	250,897
611600 Finance Allocation	52,320	54,071	62,405	73,773	73,773	73,773
611800 MCBEE Allocation	1,070	552	7,983	1,999	1,999	1,999
612100 IT Equipment Use Charges	22,179	15,533	28,836	28,747	28,747	28,747
614100 Liability Insurance Allocation	19,000	16,000	37,600	24,500	24,500	24,500
614200 WC Insurance Allocation	12,500	12,800	12,000	14,300	14,300	14,300
Administrative Charges Total	992,355	1,035,379	1,093,525	1,113,048	1,113,048	1,113,048
General Fund Total	5,887,498	6,437,101	7,263,421	7,372,279	7,372,279	7,372,279
Assessor's Office Grand Total	5,887,498	6,437,101	7,263,421	7,372,279	7,372,279	7,372,279

BOARD OF COMMISSIONERS OFFICE



MISSION STATEMENT

Provide leadership on critical public policy issues, ensure fiscal accountability, and promote citizen empowerment to enhance the health, safety, and livability of our communities.

GOALS AND OBJECTIVES

- Goal 1 Leadership - Focus leadership on critical policy issues, promote robust public engagement and strengthen the county through collaboration with residents, businesses, and other governmental entities.
 - Objective 1 Participate, advocate, and support the North Santiam Canyon Wildfire Recovery efforts through collaboration with canyon communities, Linn County, and other non-profits and partner agencies.
 - Objective 2 Serve as the Local Public Health and Mental Health Authority, and provide direction to county committees and councils, including Solid Waste Management Advisory Council, Marion County Public Safety Coordinating Council, Parks Commission, and the housing initiative.
 - Objective 3 Encourage community engagement and participation through offsite board sessions and town hall meetings held throughout the county.
 - Objective 4 Advocate for upgrades and expansion of transportation facilities, including a plan for Urban Growth Boundary expansion/right of way, Salem and Aurora airports, and Donald, Cordon, and Gaffin Road interchanges.
 - Objective 5 Participate with local and regional partners to address homeless issues in Marion County.

- Goal 2 Emergency Preparedness - Ensure that the county is prepared for emergencies affecting its residents, operations, and services.
 - Objective 1 Continue the county's strong response to COVID-19, ensure access to vaccines, and advocate for businesses.
 - Objective 2 Review, analyze, and implement recommendations to enhance and support the Emergency Operations Center.
 - Objective 3 Update all departmental Continuity of Operations Plans (COOP), and train county staff.

- Goal 3 Communication - Ensure openness and transparency in government by communicating timely and accurate information to the media, residents, and employees.
 - Objective 1 Implement a proactive direction, corresponding strategies, and an annual plan for countywide internal and external communications, and develop a structured schedule for communication with departments.
 - Objective 2 Develop a clear, proactive communication plan for internal and external communications.
 - Objective 3 Continue Marion County TODAY printed and e-newsletter along with other specialized quarterly newsletters for constituents.

MARION COUNTY FY 2021-22 BUDGET

BY DEPARTMENT

BOARD OF COMMISSIONERS OFFICE

- Objective 4 Increase county presence and reach on social media utilizing sponsored/boosted content.

- Goal 4 Economic and Community Development - Develop and maintain vital infrastructure to promote economic/community development and enhance livability in Marion County.
 - Objective 1 Establish a new Community Development Program, and use CDBG and HOME funds to strategically invest in Marion County communities.
 - Objective 2 Develop strategies and funding mechanisms to expand critical infrastructure in the North Santiam Canyon for wildfire recovery.
 - Objective 3 Strategically invest in identified capital projects that provide significant opportunities for future economic growth.

- Goal 5 Enterprise Approach - Lead and manage the county business functions more efficiently and effectively to enhance accountability and stewardship.
 - Objective 1 Develop an annual budget that ensures prudent stewardship of county resources by analyzing future service and capital program needs.
 - Objective 2 Partner with the executive management team to fully integrate the enterprise model of operations.
 - Objective 3 Continue management and organizational audits, including review of county departments, programs, and initiatives.
 - Objective 4 Continue to support the Marion County Culture Committee and implement their recommendations.

- Goal 6 Customer Service - Promote a culture of responsive service delivery and quality customer service.
 - Objective 1 Promote customer service excellence and accountability throughout the organization by ensuring constituents are responded to timely, accurately, and courteously.
 - Objective 2 Ensure customer service training refreshers are developed and targeted at both management and staff.

MARION COUNTY FY 2021-22 BUDGET

BY DEPARTMENT

BOARD OF COMMISSIONERS OFFICE

DEPARTMENT OVERVIEW

The three members of the Board of Commissioners are the elected representatives of all Marion County residents. The board sets policy for the administration and operation of county government. Marion County operates as a general law county within the framework of the Oregon Constitution and Oregon Revised Statutes. The board is responsible for all three branches of county government: legislative, executive, and quasi-judicial. Formal board sessions are held weekly for official action to adopt ordinances, resolutions, and orders pertaining to county policy, operations, and administration. In addition, the board serves as the primary mechanism for encouraging citizen participation and input to local government through advisory boards, commissions, and committees and provides frequent opportunities for individuals and organizations to comment on matters of public concern.

The Chief Administrative Officer supervises department heads and implements and administers county policy as directed by the Board of Commissioners. The Chief Administrative Officer is the appointed budget officer and is responsible for proposing and monitoring the annual budget. Other programs and services provided by the board's office include intergovernmental relations, federal grant management, economic development, community mobilization, constituent services, strategic planning, public information and media relations, timely and accurate public notice, public records, and personnel administration. The office also provides clerical and program support for the commissioners, executive staff, boards, and commissions.

MARION COUNTY FY 2021-22 BUDGET

BY DEPARTMENT

BOARD OF COMMISSIONERS OFFICE

RESOURCE AND REQUIREMENT SUMMARY

Board of Commissioners Office	FY 18-19 ACTUAL	FY 19-20 ACTUAL	FY 20-21 BUDGET	FY 21-22 ADOPTED	+/- %
RESOURCES					
Intergovernmental Federal	0	3,796	411,175	4,410,819	972.7%
Intergovernmental State	0	0	553,342	172,415	-68.8%
Charges for Services	17,747	2,857	2,942	3,118	6.0%
Admin Cost Recovery	2,183,265	1,915,318	2,342,735	2,769,078	18.2%
Interest	0	0	0	8,500	n.a.
General Fund Transfers	473,632	491,466	843,099	814,832	-3.4%
Other Fund Transfers	0	0	500,000	0	-100.0%
Net Working Capital	0	0	0	940,331	n.a.
TOTAL RESOURCES	2,674,644	2,413,438	4,653,293	9,119,093	96.0%
REQUIREMENTS					
Personnel Services					
Salaries and Wages	1,388,251	1,176,790	1,520,176	1,973,885	29.8%
Fringe Benefits	749,105	715,531	881,514	1,198,600	36.0%
Total Personnel Services	2,137,356	1,892,321	2,401,690	3,172,485	32.1%
Materials and Services					
Supplies	9,577	6,852	12,757	19,481	52.7%
Materials	11,280	6,673	19,580	21,240	8.5%
Communications	4,148	5,434	9,746	11,912	22.2%
Utilities	20,376	21,389	19,624	21,720	10.7%
Contracted Services	21,462	6,377	250,098	4,786,104	1,813.7%
Repairs and Maintenance	3,916	2,607	4,850	4,904	1.1%
Rentals	30,993	34,385	42,564	53,535	25.8%
Insurance	40	40	160	80	-50.0%
Miscellaneous	31,782	24,038	30,301	47,729	57.5%
Total Materials and Services	133,573	107,795	389,680	4,966,705	1,174.6%
Administrative Charges	403,715	413,321	505,178	572,453	13.3%
Special Payments	0	0	50,000	0	-100.0%
Transfers Out	0	0	224,645	0	-100.0%
Contingency	0	0	1,082,100	214,393	-80.2%
Ending Fund Balance	0	0	0	193,057	n.a.
TOTAL REQUIREMENTS	2,674,644	2,413,437	4,653,293	9,119,093	96.0%
FTE	15.00	15.00	20.00	21.00	5.0%

MARION COUNTY FY 2021-22 BUDGET

BY DEPARTMENT

BOARD OF COMMISSIONERS OFFICE

FUNDS

Fund Name	FY 18-19 ACTUAL	FY 19-20 ACTUAL	FY 20-21 BUDGET	FY 21-22 ADOPTED	% of Total
RESOURCES					
FND 170 Community Development	0	0	1,793,342	5,832,065	64.0%
FND 580 Central Services	2,674,644	2,413,438	2,859,951	3,287,028	36.0%
TOTAL RESOURCES	2,674,644	2,413,438	4,653,293	9,119,093	100.0%
REQUIREMENTS					
FND 170 Community Development	0	0	1,793,342	5,832,065	64.0%
FND 580 Central Services	2,674,644	2,413,438	2,859,951	3,287,028	36.0%
TOTAL REQUIREMENTS	2,674,644	2,413,438	4,653,293	9,119,093	100.0%

PROGRAMS

	FY 18-19 ACTUAL	FY 19-20 ACTUAL	FY 20-21 BUDGET	FY 21-22 ADOPTED	+/- %
RESOURCES					
Board of Commissioners	2,674,644	2,413,438	2,859,951	3,287,028	14.9%
Santiam Wildfire Recovery	0	0	1,723,342	1,421,246	-17.5%
CDBG Entitlement	0	0	70,000	4,410,819	6,201.2%
TOTAL RESOURCES	2,674,644	2,413,438	4,653,293	9,119,093	96.0%
REQUIREMENTS					
Board of Commissioners	2,674,644	2,413,438	2,859,951	3,287,028	14.9%
Santiam Wildfire Recovery	0	0	1,723,342	1,421,246	-17.5%
CDBG Entitlement	0	0	70,000	4,410,819	6,201.2%
TOTAL REQUIREMENTS	2,674,644	2,413,438	4,653,293	9,119,093	96.0%

MARION COUNTY FY 2021-22 BUDGET

BY DEPARTMENT

BOARD OF COMMISSIONERS OFFICE

Board of Commissioners Program

- Executive functions: (1) Set the strategic direction and business priorities of the county; (2) Adopt the annual budget, exercise sound financial management, and build the county's fiscal strength; (3) Maintain a quality workforce and equip county employees with the tools, skills, workspace, and resources needed to do their jobs safely and well; (4) Provide leadership in critical public policy areas; (5) Appoint members of citizen advisory panels, hearings examiners, budget committee members, and the members of the Board of Equalization; and (6) Act as the board of directors for the Marion County Housing Authority and six special service districts, including Brooks Community Service District, Labish Village Sewage & Drainage District, Fargo Interchange Service District, East Salem Service District, Illahe Hills Street Lighting District, and Marion County Extension & 4-H Service District.
- Legislative functions: (1) Enact ordinances that have the force of law in the county; (2) Carefully plan and manage land use in Marion County; (3) Serve as the Local Public Health Authority; and (4) Serve as the Local Mental Health Authority.
- Quasi-judicial Functions: (1) Serve as land use appeals board of last resort for unincorporated Marion County lands; (2) Implement special district formation; and (3) Approve road vacations, street improvements, and road legalization.
- Collaboration and partnership functions: (1) Provide county leadership that is accessible, considers the interests of residents, strives to resolve concerns, ensures that actions are responsive, and delivered through quality customer service; (2) Respond to constituent needs and concerns, including fact-finding, negotiation/mediation, and problem solving; (3) Represent county interests to other agencies and organizations at the local, regional, state, and national levels; (4) Engage and inform citizens and local jurisdictions on items of countywide importance, increase public awareness of county services, and enhance the public perception of the county through proactive efforts; (5) Partner to create investments in workforce, jobs, and community infrastructure to support a diverse and thriving economy; and (6) Adopt the mandated biennial Sheriff's Office Community Corrections Plan and the Juvenile Department's Crime Prevention Plan. These are countywide plans for public safety policy, planning, coordination, and implementation of resources that include partners such as the Sheriff, local police chiefs, District Attorney, Health and Human Services Department, Juvenile Department, local businesses, and citizen advocates.

Program Summary

Board of Commissioners Office

Program: Board of Commissioners

	FY 18-19 ACTUAL	FY 19-20 ACTUAL	FY 20-21 BUDGET	FY 21-22 ADOPTED	+/- %
RESOURCES					
Intergovernmental Federal	0	3,796	1,175	0	-100.0%
Charges for Services	17,747	2,857	2,942	3,118	6.0%
Admin Cost Recovery	2,183,265	1,915,318	2,342,735	2,769,078	18.2%
General Fund Transfers	473,632	491,466	513,099	514,832	0.3%
TOTAL RESOURCES	2,674,644	2,413,438	2,859,951	3,287,028	14.9%
REQUIREMENTS					
Personnel Services	2,137,356	1,892,321	2,206,735	2,574,153	16.6%
Materials and Services	133,573	107,795	148,038	148,730	0.5%
Administrative Charges	403,715	413,321	505,178	564,145	11.7%
TOTAL REQUIREMENTS	2,674,644	2,413,437	2,859,951	3,287,028	14.9%
FTE	15.00	15.00	17.00	17.00	0.0%

MARION COUNTY FY 2021-22 BUDGET
 BY DEPARTMENT
 BOARD OF COMMISSIONERS OFFICE

FTE By Position Title By Program

Program: Board of Commissioners	
Position Title	FTE
Administrative Services Manager	1.00
Chief Administrative Officer	1.00
County Commissioner	3.00
County Public Information Coordinator	1.00
Deputy County Administrative Officer	1.00
Management Analyst 1 (Confidential)	1.00
Management Analyst 2	1.00
Office Specialist 3	3.00
Policy Analyst	3.00
Senior Policy Analyst	2.00
Program Board of Commissioners FTE Total:	17.00

FTE Changes

FTE increased in FY 2020-21 for Policy Analyst positions to support the Commissioners.

Board of Commissioners Program Budget Justification

RESOURCES

Revenue for the board's office budget includes Charges for Services, General Fund Transfers and Administrative Cost Recovery. Charges for Services is for administrative support provided to Courthouse Square Condominium Association. The General Fund support covers the commissioners' salaries and benefits. Administrative Cost Recovery funds all other personnel and materials and services in the board's office.

REQUIREMENTS

Personnel Services increased due to normal step increases, cost of living adjustments, and related fringe benefits.

Materials and Services increased slightly due to the addition of two Adobe Creative Cloud software licenses.

MARION COUNTY FY 2021-22 BUDGET

BY DEPARTMENT

BOARD OF COMMISSIONERS OFFICE

Santiam Wildfire Recovery Program

- Provides the necessary coordination and management of fire recovery efforts to directly support Santiam Canyon communities, including unincorporated areas of Marion County, as they rebuild from the fire devastation.
- Collaborate and partner with local resources to provide services and help support the residents impacted by the Santiam Wildfire.

Program Summary

Board of Commissioners Office

Program: Santiam Wildfire Recovery

	FY 18-19 ACTUAL	FY 19-20 ACTUAL	FY 20-21 BUDGET	FY 21-22 ADOPTED	+/- %
RESOURCES					
Intergovernmental Federal	0	0	410,000	0	-100.0%
Intergovernmental State	0	0	553,342	172,415	-68.8%
Interest	0	0	0	8,500	n.a.
General Fund Transfers	0	0	260,000	300,000	15.4%
Other Fund Transfers	0	0	500,000	0	-100.0%
Net Working Capital	0	0	0	940,331	n.a.
TOTAL RESOURCES	0	0	1,723,342	1,421,246	-17.5%
REQUIREMENTS					
Personnel Services	0	0	194,955	389,054	99.6%
Materials and Services	0	0	171,642	1,023,884	496.5%
Administrative Charges	0	0	0	8,308	n.a.
Special Payments	0	0	50,000	0	-100.0%
Transfers Out	0	0	224,645	0	-100.0%
Contingency	0	0	1,082,100	0	-100.0%
TOTAL REQUIREMENTS	0	0	1,723,342	1,421,246	-17.5%
FTE	0.00	0.00	1.00	2.00	100.0%

FTE By Position Title By Program

Program: Santiam Wildfire Recovery	
Position Title	FTE
Community Development Manager	1.00
Long-Term Recovery Manager	1.00
Program Santiam Wildfire Recovery FTE Total:	2.00

- In addition to the above, there is also 0.60 FTE in temporary paid staff.

FTE Changes

The Community Development Manager position was added in FY 2020-21, but not yet reflected in the prior year budget.

Santiam Wildfire Recovery Program Budget Justification

RESOURCES

Intergovernmental State resources is the final payment from the Business Oregon Municipal Wildfire Assistance grant awarded in the prior year. General Fund Transfers is to cover costs not currently funded by state resources.

MARION COUNTY FY 2021-22 BUDGET

BY DEPARTMENT

BOARD OF COMMISSIONERS OFFICE

Net Working Capital reflects the carryover funding that was received late in the prior fiscal year from the initial payment of the Business Oregon grant, as well as federal emergency assistance grants and other economic and development revenues.

REQUIREMENTS

Personnel Services is for the full-time and temporary staff necessary to administer and oversee the program.

The majority of Materials and Services is for contracted services for economic impact analysis, financial analysis, community outreach, housing development analysis, sewer and economic development, and other contracted services in support of the Santiam Wildfire Recovery.

MARION COUNTY FY 2021-22 BUDGET

BY DEPARTMENT

BOARD OF COMMISSIONERS OFFICE

CDBG Entitlement Program

- Marion County has been designated as a Community Development Block Grant (CDBG), and HOME Investment Partnerships Program (HOME) entitlement county, eligible for annual community development funds from the U.S. Department of Housing and Community Development (HUD).
- The primary purpose of these formula grant programs is to assist low to moderate income populations achieve the following goals: provide decent, safe, and sanitary housing; provide a suitable living environment; and expand economic opportunities.

Program Summary

Board of Commissioners Office	Program: CDBG Entitlement				
	FY 18-19 ACTUAL	FY 19-20 ACTUAL	FY 20-21 BUDGET	FY 21-22 ADOPTED	+/- %
RESOURCES					
Intergovernmental Federal	0	0	0	4,410,819	n.a.
General Fund Transfers	0	0	70,000	0	-100.0%
TOTAL RESOURCES	0	0	70,000	4,410,819	6,201.2%
REQUIREMENTS					
Personnel Services	0	0	0	209,278	n.a.
Materials and Services	0	0	70,000	3,794,091	5,320.1%
Contingency	0	0	0	214,393	n.a.
Ending Fund Balance	0	0	0	193,057	n.a.
TOTAL REQUIREMENTS	0	0	70,000	4,410,819	6,201.2%
FTE	0.00	0.00	2.00	2.00	0.0%

FTE By Position Title By Program

Program: CDBG Entitlement	
Position Title	FTE
CDBG & HOME Program Manager	1.00
Office Specialist 4	1.00
Program CDBG Entitlement FTE Total:	2.00

FTE Changes

FTE positions include 1.00 CDBG & HOME Program Manager and 1.00 Office Specialist 4.

CDBG Entitlement Program Budget Justification

RESOURCES

Intergovernmental Federal Resources consist of \$1,538,522 in CDBG Entitlement revenues and \$621,125 in HOME program revenues, with an additional \$2,251,172 in HOME funds from the American Rescue Plan.

REQUIREMENTS

Personnel Services is the salary and benefit costs associated with the 2.0 FTE to oversee and administer the program.

Materials and Services consist of office supplies and equipment, annual subscription services for the CDBG software application, and approximately \$3.6M in direct assistance to eligible recipients.

Contingency is budgeted for unanticipated expenditures. Ending Fund Balance is intended for the ensuing fiscal year.

MARION COUNTY FY 2021-22 BUDGET

BY DEPARTMENT

BOARD OF COMMISSIONERS OFFICE

KEY DEPARTMENT ACCOMPLISHMENTS

- NEW COMMISSIONER ELECTED

In November 2020, Commissioner Danielle Bethell was elected to the Board of Commissioners following the retirement of longtime Commissioner Sam Brentano. Commissioner Bethell was sworn in on Jan. 4, 2021. She concurrently serves as vice-chair of the Salem-Keizer Public School Board and most recently served as the Executive Director of the Keizer Chamber of Commerce. Commissioner Bethell's policy interests include children and youth issues, housing, and economic development.

- COVID-19

Response to the COVID-19 global pandemic has dominated county operations for more than a year. From identification of cases in our community to testing and now vaccine distribution, the Board of Commissioners has played a leadership role as the Local Public Health Authority. Marion County has reported approximately 17,000 cases of COVID-19 in our communities and more than 260 deaths. Marion County was the first Oregon County to establish a community vaccine clinic in January 2021.

Impacts to county operations & departments - Marion County saw early cases of COVID-19 in our communities. Marion County quickly established a temporary COVID-19 social distancing policy and made modifications to workspaces, adjusted employee work schedules, and made work from home provisions for the health and safety of employees and visitors to county buildings. The Board of Commissioners made every effort to minimize impacts to county services in order to continue to meet the needs of county residents. Many services remain accessible online, by phone, or email.

Business Relief Grants - Marion County was among the first of Oregon's counties to institute a business relief grant program in the spring of 2020 distributing \$850,000 to local small businesses. As additional funds became available in the fall of 2020, the commissioners authorized additional business relief grants focusing on hospitality businesses and businesses with fewer than 25 employees. The county distributed \$3.4 million to local businesses as part of this program.

Reopening Marion County - The Board of Commissioners and the Health and Human Services department work closely to understand how and where the coronavirus has spread in our community in order to direct resources such as increased testing and vaccine distribution to the most vulnerable of our residents. The Board of Commissioners continues to advocate for county businesses with the Oregon Health Authority and Governor's Office.

- NORTH SANTIAM CANYON WILDFIRES

On Sept. 7-8, 2020, unprecedented wildfires swept through Oregon including Marion County's North Santiam Canyon. Near Detroit, the Beachie Creek and Lionshead fires converged - devastating cities and surrounding forest areas throughout the canyon. In Marion County, 193,000 acres of forest land and more than 700 residential properties, 85 commercial properties, and five county parks were damaged or destroyed.

The wildfires prompted the late night evacuation of 5200 families and individuals. Marion County swiftly responded to meet the immediate needs of wildfire evacuees and established an evacuation shelter and resource center in cooperation with the Oregon State Fairgrounds, Red Cross, and numerous nonprofits and businesses. During the operation more than 387 people and 1400 animals were sheltered. Marion County quickly amended the room block agreement with the Super 8 Motel in Woodburn to allow use of the facility as a wildfire evacuee shelter. Over the next two months more than 165 wildfire evacuees were housed at the hotel by the Red Cross.

The Board of Commissioners worked in partnership with local legislators on SB 464 to provide property tax

MARION COUNTY FY 2021-22 BUDGET

BY DEPARTMENT

BOARD OF COMMISSIONERS OFFICE

relief for businesses and residents impacted by the wildfires within the wildfire boundary. The bill is currently under consideration at the Oregon Legislature.

The Board of Commissioners approved an order waiving building and septic permit fees for primary and secondary dwellings damaged or destroyed by wildfire. Fee waivers will be based on fees for a dwelling of a similar sized footprint as the dwelling being repaired or replaced and apply to Marion County building and septic permit fees.

- SANTIAM WILDFIRE RECOVERY PROGRAM ESTABLISHED

In order to address the long-term effects of the wildfire, the county has established a new program to specifically help the communities in wildfire recovery efforts. The county has applied for and received over \$700,000 in grant funding, \$500,000 in lottery funds, and contributed additional general fund resources to help canyon communities through the recovery process. Wildfire recovery support includes: hiring a Disaster Recovery Manager, providing cities with contracted staff support to assist with recovery efforts, and providing other needed assistance to restore infrastructure and relief to the communities in the canyon.

- HISTORIC ICE STORM

On February 12-16, 2021 the county and northwest Oregon suffered a 40 year storm of ice that blanketed the central, east and north portions of the county. Over 100,000 customers were without power for not only several days but up to several weeks due to the almost 1.10 inches of ice that coated the area. The county enacted the Emergency Operations Center and coordinated local assistance, including efforts by the Marion County Sheriff's Office Search and Rescue Team, to provide support for the thousands of residents who were impacted. The county also helped coordinate various debris disposal sites to assist in storm clean up.

- SAFETY CORRIDOR ESTABLISHED

Marion County became the first Oregon county to designate a local safety corridor establishing the McKay/Yergen/Ehlen Safety Corridor. For several years the McKay/Yergen/Ehlen corridor has been a high priority for Marion County due to higher than expected crash rates and people driving at excessive speeds in the area. Over the last three years the county has installed numerous safety enhancements with additional enhancements planned for future installation. The safety corridor designation allows traffic fines to double in the designated area which is located between OR-219 and Interstate 5.

MARION COUNTY FY 2021-22 BUDGET
BY DEPARTMENT
BOARD OF COMMISSIONERS OFFICE

KEY INDICATORS

1: Customer Service

Definition and Purpose

Promote a culture of responsive service delivery and quality customer service.

Significance

This key indicator supports the county strategic priority for Customer Service and falls under the Board of Commissioners Office Goal #6 Operational Efficiency: Provide efficient, effective, and responsive government through stewardship and accountability. This key indicator highlights the importance of providing customer service to citizens, visitors, internal customers, and community partners.

Data Units Calendar Year

The number of customer contacts received in the Board of Commissioners' Office.

Contacts: Public Safety

CY 2018 Actual	CY 2019 Actual	CY 2020 Actual	CY 2021 Estimate	CY 2022 Estimate
437	491	725	750	800

Contacts: Health and Community Services

CY 2018 Actual	CY 2019 Actual	CY 2020 Actual	CY 2021 Estimate	CY 2022 Estimate
235	329	884	900	925

Contacts: Public Works and Transportation

CY 2018 Actual	CY 2019 Actual	CY 2020 Actual	CY 2021 Estimate	CY 2022 Estimate
369	369	551	560	600

Contacts: General Government

CY 2018 Actual	CY 2019 Actual	CY 2020 Actual	CY 2021 Estimate	CY 2022 Estimate
511	506	1367	1400	1450

Explanation of Trends and Changes

The county website contains a countywide "Contact Us" form that has proven to be popular with constituents. There were a total of 3,527 recorded contacts via the Marion County website in calendar year 2020. The data above shows the most common contact topics. The General Government category continues to see growth due to the increased number of contacts that were referrals to other government organizations. We continue to see an increase in utilization of the "Contact Us" form as a convenient method for constituents to contact departments and conduct business with Marion County and expect to see contacts continue to increase. The county experienced a significant increase in contacts across all categories in 2020 due to unprecedented emergencies including the COVID-19 pandemic, and the Santiam Wildfires.

2: Communication

Definition and Purpose

Provide information to media, residents, employees, and community partners via multiple channels. Improve two-way communication opportunities for public engagement.

MARION COUNTY FY 2021-22 BUDGET
BY DEPARTMENT
BOARD OF COMMISSIONERS OFFICE

Significance

This key indicator supports the county strategic priority for communications and falls under the Strategic Plan Goal #6 Operational Efficiency and Quality Service: Provide efficient, effective, and responsive government through stewardship and accountability.

Data Units Calendar Year

Social media likes on Facebook and follows on Instagram.

CY 2018 Actual	CY 2019 Actual	CY 2020 Actual	CY 2021 Estimate	CY 2022 Estimate
Facebook - 1876 Instagram - No Data	Facebook - 2874 Instagram - No Data	Facebook - 6876 Instagram - 1384	Facebook - 8251 Instagram - 1665	Facebook - 9901 Instagram - 1998

Number of E-Newsletter subscribers.

CY 2018 Actual	CY 2019 Actual	CY 2020 Actual	CY 2021 Estimate	CY 2022 Estimate
16,780	19,943	29,539	45,000	60,000

Presentations given or external meetings attended by the county commissioners.

CY 2018 Actual	CY 2019 Actual	CY 2020 Actual	CY 2021 Estimate	CY 2022 Estimate
564	585	581	600	625

Explanation of Trends and Changes

The county continues to see an increase in social media use as a important method of contact with constituents. We expect to continue to see solid, steady growth across social networks as we utilize increased boosted/sponsored content.

3: Organizational and Management Assessments of County Departments

Definition and Purpose

The number of organizational/management assessments and process/product improvement initiatives aimed at maximizing resources and ensuring accountability.

Beginning in 2006, the Board of Commissioners Office began contracting for performance audits of county departments and program activities. These audits assist the board in creating efficiencies, reviewing organizational structures, and making recommendations to improve service delivery in order to make the best use of taxpayer dollars.

Significance

This key indicator supports the county Strategic Plan for Goal #6 Operational Efficiency and Quality Service: Provide efficient, effective, and responsive government through stewardship and accountability.

In an ongoing effort to improve the efficiency and effectiveness of county operations, the Board of Commissioners' Office conducts organizational and management assessments of county departments and activities. The assessments provide valuable data and information that assist in streamlining county operations and improving the use of county resources to meet the needs of Marion County residents.

MARION COUNTY FY 2021-22 BUDGET
BY DEPARTMENT
BOARD OF COMMISSIONERS OFFICE

Data Units Fiscal Year

This data set includes a combination of management assessments including organizational/management performance audits, facilitation of administrative service delivery and alignment projects, and process improvement projects. Studies are reported in the fiscal year the contract was initiated. Some studies of large departments with multiple programs and services were conducted over two fiscal year periods.

FY 17-18 Actual	FY 18-19 Actual	FY 19-20 Actual	FY 20-21 Estimate	FY 21-22 Estimate
3	3	2	2	3

Explanation of Trends and Changes

Marion County continues to streamline and increase efficiencies in business processes and practices. The goal of conducting organizational assessments is to reduce waste, improve efficiency and effectiveness, and implement improvements that benefit Marion County residents and lay the foundation for continuous improvement. Assessments completed include a culture assessment, and a review of department general fund transfers.

MARION COUNTY FY 2021-22 BUDGET

BY DEPARTMENT

BOARD OF COMMISSIONERS OFFICE

Resources by Fund Detail						
170 - Community Development	Actual FY 18-19	Actual FY 19-20	Budget FY 20-21	Proposed FY 21-22	Approved FY 21-22	Adopted FY 21-22
Intergovernmental Federal						
331990 Other Federal Revenues	0	0	410,000	4,410,819	4,410,819	4,410,819
Intergovernmental Federal Total	0	0	410,000	4,410,819	4,410,819	4,410,819
Intergovernmental State						
332990 Other State Revenues	0	0	553,342	172,415	172,415	172,415
Intergovernmental State Total	0	0	553,342	172,415	172,415	172,415
Interest						
361000 Investment Earnings	0	0	0	8,500	8,500	8,500
Interest Total	0	0	0	8,500	8,500	8,500
General Fund Transfers						
381100 Transfer from General Fund	0	0	330,000	300,000	300,000	300,000
General Fund Transfers Total	0	0	330,000	300,000	300,000	300,000
Other Fund Transfers						
381165 Xfr from Lottery and Econ Dev	0	0	500,000	0	0	0
Other Fund Transfers Total	0	0	500,000	0	0	0
Net Working Capital						
392000 Net Working Capital Unrestr	0	0	0	940,331	940,331	940,331
Net Working Capital Total	0	0	0	940,331	940,331	940,331
Community Development Total	0	0	1,793,342	5,832,065	5,832,065	5,832,065
580 - Central Services						
	Actual FY 18-19	Actual FY 19-20	Budget FY 20-21	Proposed FY 21-22	Approved FY 21-22	Adopted FY 21-22
Intergovernmental Federal						
331401 Coronavirus Relief Fund	0	3,796	1,175	0	0	0
Intergovernmental Federal Total	0	3,796	1,175	0	0	0
Charges for Services						
341430 Copy Machine Fees	5	0	0	0	0	0
342910 Public Records Request Charges	1	0	0	0	0	0
344999 Other Reimbursements	325	0	0	0	0	0
347101 Central Svcs to Other Agencies	17,416	2,857	2,942	3,118	3,118	3,118
Charges for Services Total	17,747	2,857	2,942	3,118	3,118	3,118
Admin Cost Recovery						
411100 County Admin Allocation	2,183,265	1,915,318	2,342,735	2,769,078	2,769,078	2,769,078
Admin Cost Recovery Total	2,183,265	1,915,318	2,342,735	2,769,078	2,769,078	2,769,078
General Fund Transfers						
381100 Transfer from General Fund	473,632	491,466	513,099	514,832	514,832	514,832
General Fund Transfers Total	473,632	491,466	513,099	514,832	514,832	514,832
Central Services Total	2,674,644	2,413,438	2,859,951	3,287,028	3,287,028	3,287,028
Board of Commissioners Office Grand Total	2,674,644	2,413,438	4,653,293	9,119,093	9,119,093	9,119,093

MARION COUNTY FY 2021-22 BUDGET

BY DEPARTMENT

BOARD OF COMMISSIONERS OFFICE

Requirements by Fund Detail

170 - Community Development	Actual FY 18-19	Actual FY 19-20	Budget FY 20-21	Proposed FY 21-22	Approved FY 21-22	Adopted FY 21-22
Personnel Services						
Salaries and Wages						
511020 Salaries and Wages Budget Only	0	0	(4)	0	0	0
511110 Regular Wages	0	0	83,552	340,623	340,623	340,623
511120 Temporary Wages	0	0	44,614	37,127	37,127	37,127
Salaries and Wages Total	0	0	128,162	377,750	377,750	377,750
Fringe Benefits						
512110 PERS	0	0	29,814	90,093	90,093	90,093
512120 401K	0	0	2,089	7,438	7,438	7,438
512130 PERS Debt Service	0	0	6,455	16,809	16,809	16,809
512200 FICA	0	0	9,559	28,847	28,847	28,847
512310 Medical Insurance	0	0	16,560	68,103	68,103	68,103
512320 Dental Insurance	0	0	1,392	5,734	5,734	5,734
512330 Group Term Life Insurance	0	0	198	809	809	809
512340 Long Term Disability Insurance	0	0	311	1,270	1,270	1,270
512400 Unemployment Insurance	0	0	251	1,021	1,021	1,021
512520 Workers Comp Insurance	0	0	90	150	150	150
512600 Wellness Program	0	0	40	160	160	160
512610 Employee Assistance Program	0	0	34	148	148	148
Fringe Benefits Total	0	0	66,793	220,582	220,582	220,582
Personnel Services Total	0	0	194,955	598,332	598,332	598,332
Materials and Services						
Supplies						
521010 Office Supplies	0	0	500	9,000	9,000	9,000
521070 Departmental Supplies	0	0	300	500	500	500
Supplies Total	0	0	800	9,500	9,500	9,500
Materials						
522150 Small Office Equipment	0	0	1,000	500	500	500
522160 Small Departmental Equipment	0	0	0	10,000	10,000	10,000
522170 Computers Non Capital	0	0	4,000	4,000	4,000	4,000
522180 Software	0	0	540	200	200	200
Materials Total	0	0	5,540	14,700	14,700	14,700
Communications						
523010 Telephone Equipment	0	0	0	750	750	750
523050 Postage	0	0	250	250	250	250
523060 Cellular Phones	0	0	1,000	1,800	1,800	1,800
523090 Long Distance Charges	0	0	200	100	100	100
Communications Total	0	0	1,450	2,900	2,900	2,900

MARION COUNTY FY 2021-22 BUDGET

BY DEPARTMENT

BOARD OF COMMISSIONERS OFFICE

170 - Community Development	Actual FY 18-19	Actual FY 19-20	Budget FY 20-21	Proposed FY 21-22	Approved FY 21-22	Adopted FY 21-22
Materials and Services						
Utilities						
524010 Electricity	0	0	0	1,975	1,975	1,975
Utilities Total	0	0	0	1,975	1,975	1,975
Contracted Services						
525175 Temporary Staffing	0	0	71,200	0	0	0
525450 Subscription Services	0	0	0	50,000	50,000	50,000
525710 Printing Services	0	0	250	1,000	1,000	1,000
525715 Advertising	0	0	500	8,500	8,500	8,500
525735 Mail Services	0	0	0	10,000	10,000	10,000
525999 Other Contracted Services	0	0	160,327	4,697,851	4,697,851	4,697,851
Contracted Services Total	0	0	232,277	4,767,351	4,767,351	4,767,351
Rentals						
527120 Motor Pool Mileage	0	0	500	2,500	2,500	2,500
527240 Condo Assn Assessments	0	0	0	2,549	2,549	2,549
527300 Equipment Rental	0	0	500	6,500	6,500	6,500
Rentals Total	0	0	1,000	11,549	11,549	11,549
Miscellaneous						
529110 Mileage Reimbursement	0	0	300	1,000	1,000	1,000
529130 Meals	0	0	200	500	500	500
529650 Pre Employment Costs	0	0	75	0	0	0
529999 Miscellaneous Expense	0	0	0	8,500	8,500	8,500
Miscellaneous Total	0	0	575	10,000	10,000	10,000
Materials and Services Total	0	0	241,642	4,817,975	4,817,975	4,817,975
Administrative Charges						
611100 County Admin Allocation	0	0	0	2,168	2,168	2,168
611230 Courier Allocation	0	0	0	62	62	62
611260 Human Resources Allocation	0	0	0	1,811	1,811	1,811
611410 FIMS Allocation	0	0	0	2,563	2,563	2,563
611600 Finance Allocation	0	0	0	1,629	1,629	1,629
611800 MCBEE Allocation	0	0	0	75	75	75
Administrative Charges Total	0	0	0	8,308	8,308	8,308
Special Payments						
551400 Community Support	0	0	50,000	0	0	0
Special Payments Total	0	0	50,000	0	0	0
Transfers Out						
561100 Transfer to General Fund	0	0	224,645	0	0	0
Transfers Out Total	0	0	224,645	0	0	0
Contingency						
571010 Contingency	0	0	1,082,100	214,393	214,393	214,393
Contingency Total	0	0	1,082,100	214,393	214,393	214,393

MARION COUNTY FY 2021-22 BUDGET

BY DEPARTMENT

BOARD OF COMMISSIONERS OFFICE

170 - Community Development	Actual FY 18-19	Actual FY 19-20	Budget FY 20-21	Proposed FY 21-22	Approved FY 21-22	Adopted FY 21-22
Ending Fund Balance						
573010 Unapprop Ending Fund Balance	0	0	0	193,057	193,057	193,057
Ending Fund Balance Total	0	0	0	193,057	193,057	193,057
Community Development Total	0	0	1,793,342	5,832,065	5,832,065	5,832,065
580 - Central Services	Actual FY 18-19	Actual FY 19-20	Budget FY 20-21	Proposed FY 21-22	Approved FY 21-22	Adopted FY 21-22
Personnel Services						
Salaries and Wages						
511020 Salaries and Wages Budget Only	0	0	(38,284)	0	0	0
511110 Regular Wages	1,140,802	1,024,934	1,375,829	1,565,116	1,565,116	1,565,116
511120 Temporary Wages	4,398	0	9,266	9,451	9,451	9,451
511130 Vacation Pay	65,078	46,774	0	0	0	0
511140 Sick Pay	32,608	29,789	0	0	0	0
511150 Holiday Pay	54,552	48,217	0	0	0	0
511160 Comp Time Pay	1,052	658	0	0	0	0
511210 Compensation Credits	33,187	19,468	20,198	21,568	21,568	21,568
511240 Leave Payoff	56,573	6,950	25,005	0	0	0
Salaries and Wages Total	1,388,251	1,176,790	1,392,014	1,596,135	1,596,135	1,596,135
Fringe Benefits						
512010 Fringe Benefits Budget Only	0	0	(50,466)	0	0	0
512110 PERS	270,185	268,710	320,389	380,679	380,679	380,679
512120 401K	64,931	48,502	58,878	65,582	65,582	65,582
512130 PERS Debt Service	61,298	60,958	74,688	70,611	70,611	70,611
512200 FICA	94,536	83,542	106,367	121,255	121,255	121,255
512310 Medical Insurance	223,690	221,347	264,960	295,596	295,596	295,596
512320 Dental Insurance	19,755	18,520	22,272	24,888	24,888	24,888
512330 Group Term Life Insurance	2,121	2,100	3,271	3,718	3,718	3,718
512340 Long Term Disability Insurance	3,937	3,785	5,128	5,829	5,829	5,829
512400 Unemployment Insurance	4,170	3,540	4,186	4,761	4,761	4,761
512520 Workers Comp Insurance	340	288	540	540	540	540
512600 Wellness Program	554	535	680	680	680	680
512610 Employee Assistance Program	446	454	578	629	629	629
512700 County HSA Contributions	3,142	3,250	3,250	3,250	3,250	3,250
Fringe Benefits Total	749,105	715,531	814,721	978,018	978,018	978,018
Personnel Services Total	2,137,356	1,892,321	2,206,735	2,574,153	2,574,153	2,574,153
Materials and Services						
Supplies						
521010 Office Supplies	4,534	4,005	8,000	6,000	6,000	6,000
521070 Departmental Supplies	3,497	1,306	1,950	1,950	1,950	1,950
521190 Publications	1,546	1,542	1,957	1,981	1,981	1,981

MARION COUNTY FY 2021-22 BUDGET

BY DEPARTMENT

BOARD OF COMMISSIONERS OFFICE

580 - Central Services	Actual FY 18-19	Actual FY 19-20	Budget FY 20-21	Proposed FY 21-22	Approved FY 21-22	Adopted FY 21-22
Materials and Services						
521210 Gasoline	0	0	50	50	50	50
Supplies Total	9,577	6,852	11,957	9,981	9,981	9,981
Materials						
522150 Small Office Equipment	8,728	4,517	11,000	4,000	4,000	4,000
522160 Small Departmental Equipment	930	0	0	0	0	0
522170 Computers Non Capital	1,085	1,758	2,000	2,000	2,000	2,000
522180 Software	537	398	1,040	540	540	540
Materials Total	11,280	6,673	14,040	6,540	6,540	6,540
Communications						
523040 Data Connections	266	1,092	2,915	2,362	2,362	2,362
523050 Postage	0	0	150	50	50	50
523060 Cellular Phones	3,492	3,973	4,580	3,980	3,980	3,980
523090 Long Distance Charges	389	369	651	2,620	2,620	2,620
Communications Total	4,148	5,434	8,296	9,012	9,012	9,012
Utilities						
524010 Electricity	18,252	19,146	17,320	17,406	17,406	17,406
524020 City Operations and St Lights	12	11	12	41	41	41
524040 Natural Gas	162	173	184	178	178	178
524050 Water	280	287	326	305	305	305
524070 Sewer	622	636	674	692	692	692
524090 Garbage Disposal and Recycling	1,048	1,136	1,108	1,123	1,123	1,123
Utilities Total	20,376	21,389	19,624	19,745	19,745	19,745
Contracted Services						
525450 Subscription Services	220	1,400	3,417	6,003	6,003	6,003
525710 Printing Services	3,899	0	3,990	2,500	2,500	2,500
525715 Advertising	757	469	2,785	2,000	2,000	2,000
525735 Mail Services	981	892	1,100	1,000	1,000	1,000
525740 Document Disposal Services	147	93	300	250	250	250
525999 Other Contracted Services	15,458	3,523	6,229	7,000	7,000	7,000
Contracted Services Total	21,462	6,377	17,821	18,753	18,753	18,753
Repairs and Maintenance						
526030 Building Maintenance	3,916	2,607	4,850	4,904	4,904	4,904
Repairs and Maintenance Total	3,916	2,607	4,850	4,904	4,904	4,904
Rentals						
527120 Motor Pool Mileage	224	395	400	400	400	400
527130 Parking	20	2	100	100	100	100
527240 Condo Assn Assessments	18,084	19,721	25,064	25,486	25,486	25,486
527300 Equipment Rental	12,666	14,267	16,000	16,000	16,000	16,000
Rentals Total	30,993	34,385	41,564	41,986	41,986	41,986

MARION COUNTY FY 2021-22 BUDGET

BY DEPARTMENT

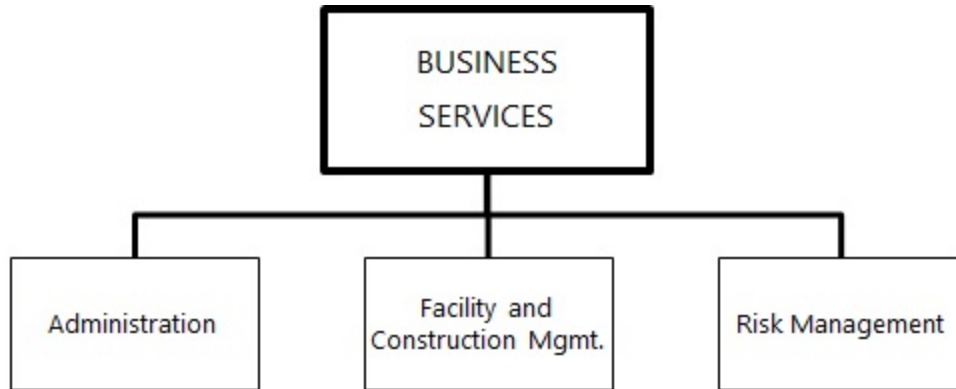
BOARD OF COMMISSIONERS OFFICE

580 - Central Services	Actual FY 18-19	Actual FY 19-20	Budget FY 20-21	Proposed FY 21-22	Approved FY 21-22	Adopted FY 21-22
Materials and Services						
Insurance						
528220 Notary Bonds	40	40	160	80	80	80
Insurance Total	40	40	160	80	80	80
Miscellaneous						
529110 Mileage Reimbursement	1,866	804	3,054	2,000	2,000	2,000
529120 Commercial Travel	1,730	2,613	3,660	3,660	3,660	3,660
529130 Meals	6,243	3,260	5,009	4,500	4,500	4,500
529140 Lodging	6,475	2,463	2,350	5,050	5,050	5,050
529210 Meetings	4,273	2,749	6,403	4,500	4,500	4,500
529220 Conferences	5,245	3,527	1,734	8,135	8,135	8,135
529230 Training	2,613	4,575	1,898	2,900	2,900	2,900
529300 Dues and Memberships	1,563	2,606	4,468	4,899	4,899	4,899
529650 Pre Employment Costs	0	72	200	35	35	35
529740 Fairs and Shows	719	675	800	800	800	800
529910 Awards and Recognition	1,055	693	150	1,250	1,250	1,250
Miscellaneous Total	31,782	24,038	29,726	37,729	37,729	37,729
Materials and Services Total	133,573	107,795	148,038	148,730	148,730	148,730
Administrative Charges						
611210 Facilities Mgt Allocation	44,578	43,134	52,197	54,550	54,550	54,550
611220 Custodial Allocation	31,899	35,756	40,214	40,986	40,986	40,986
611230 Courier Allocation	656	706	793	1,050	1,050	1,050
611250 Risk Management Allocation	2,812	2,260	4,043	4,009	4,009	4,009
611255 Benefits Allocation	4,512	4,531	0	0	0	0
611260 Human Resources Allocation	17,218	16,883	26,454	31,014	31,014	31,014
611300 Legal Services Allocation	186,074	192,928	255,855	298,408	298,408	298,408
611400 Information Tech Allocation	44,759	45,498	48,931	56,884	56,884	56,884
611410 FIMS Allocation	30,078	31,366	26,338	27,532	27,532	27,532
611420 Telecommunications Allocation	6,450	6,418	6,750	6,846	6,846	6,846
611600 Finance Allocation	16,116	17,251	19,683	21,015	21,015	21,015
611800 MCBEE Allocation	473	247	3,600	808	808	808
612100 IT Equipment Use Charges	4,490	3,943	7,120	7,743	7,743	7,743
614100 Liability Insurance Allocation	8,600	7,300	8,500	7,300	7,300	7,300
614200 WC Insurance Allocation	5,000	5,100	4,700	6,000	6,000	6,000
Administrative Charges Total	403,715	413,321	505,178	564,145	564,145	564,145
Central Services Total	2,674,644	2,413,437	2,859,951	3,287,028	3,287,028	3,287,028
Board of Commissioners Office Grand Total	2,674,644	2,413,437	4,653,293	9,119,093	9,119,093	9,119,093

MARION COUNTY FY 2021-22 BUDGET
BY DEPARTMENT
BOARD OF COMMISSIONERS

THIS PAGE HAS BEEN INTENTIONALLY LEFT BLANK

BUSINESS SERVICES



MISSION STATEMENT

To provide credible expertise, efficient processes, and quality delivery of services that provide safe, healthy, productive and more resilient facilities for Marion County.

GOALS AND OBJECTIVES

- Goal 1 Seek collaborative solutions with stakeholders that support both countywide priorities and critical business continuity goals.
 - Objective 1 Customer Service: Promote and foster proactive, responsive partnerships with department heads, line managers, supervisors, and employees. Seek feedback ensuring departmental needs and expectations.
 - Objective 2 Operational Effectiveness and Continuity: Partner with stakeholders to create and define an overall business continuity strategy that provides guidance and principle program planning for critical decisions, tasks, and activities.
 - Objective 3 Stewardship: Ensure departmental processes, internal controls and systems provide an efficient, effective, and accountable execution of county resources and operations.

- Goal 2 Build a strong organizational risk culture by identifying, measuring, and evaluating risk exposure. Coordinate closely with departments to educate and equip employees for their health, well-being, and safe work environment.
 - Objective 1 Customer Service: Sponsor events that educate, inform, and embrace evolving best practices, emerging trends, and comprehensive analysis to provide accurate, timely information and advice.
 - Objective 2 Develop and Utilize Analytics: Identify, evaluate and prioritize existing and possible threats to Marion County operations, personnel and property.
 - Objective 3 Re-engineer Systems & Processes: Evaluate current technology and systems to identify opportunities, patterns, and trends.

- Goal 3 Provide an enterprise approach that manages the county-owned and leased facilities while focusing on customer service, fiscal responsibility, and industry best practices.
 - Objective 1 Customer Service: Achieve a customer focused team that improves the operation and maintenance of Marion County's owned and leased facilities by adopting industry best practices and training employees in the timely delivery of quality services and the implementation of consistent standards.

MARION COUNTY FY 2021-22 BUDGET

BY DEPARTMENT

BUSINESS SERVICES

- Objective 2 Fiscal Responsibility: Promote stewardship by managing operating and capital budgets and capitalizing on internal and external partnerships with trade staff, departmental facility liaisons, and local businesses.

- Objective 3 Cutting Edge Technology and Systems: Integrate Maintenance Edge Facility Systems aligning Facilities Maintenance and Lifecycle Planning modules into one holistic asset portfolio. This system integrates technical resources that provide real time labor availability, enhanced logistical efficiency, and improved maintenance process reliability.

MARION COUNTY FY 2021-22 BUDGET

BY DEPARTMENT

BUSINESS SERVICES

DEPARTMENT OVERVIEW

Business Services exists to serve and support Marion County's personnel and departments. These services are delivered through a collaborative partnership by three programs: Administration, Facility and Construction Management, and Risk Management.

- Protecting, managing, and mitigating loss of Marion County assets including automobiles, equipment, property/buildings, and personnel.
- Educating and engaging employees for occupational safety and risk awareness.
- Cleaning, maintaining, and overseeing construction of county-owned and leased facilities.

RESOURCE AND REQUIREMENT SUMMARY

Business Services	FY 18-19 ACTUAL	FY 19-20 ACTUAL	FY 20-21 BUDGET	FY 21-22 ADOPTED	+/- %
RESOURCES					
Intergovernmental Federal	0	49,978	0	0	n.a.
Charges for Services	438,150	547,944	286,294	286,067	-0.1%
Admin Cost Recovery	6,825,739	6,799,275	5,701,342	5,947,344	4.3%
Other Revenues	0	10	0	0	n.a.
TOTAL RESOURCES	7,263,889	7,397,208	5,987,636	6,233,411	4.1%
REQUIREMENTS					
Personnel Services					
Salaries and Wages	3,470,967	3,601,167	2,879,348	2,924,216	1.6%
Fringe Benefits	2,129,633	2,273,919	1,866,638	1,967,900	5.4%
Total Personnel Services	5,600,599	5,875,086	4,745,986	4,892,116	3.1%
Materials and Services					
Supplies	153,456	144,772	164,351	162,639	-1.0%
Materials	34,846	45,374	16,250	19,615	20.7%
Communications	19,431	25,846	19,920	20,585	3.3%
Utilities	41,685	38,123	25,113	89,252	255.4%
Contracted Services	259,594	264,955	69,475	74,007	6.5%
Repairs and Maintenance	424,870	325,647	373,289	367,514	-1.5%
Rentals	65,016	70,233	54,675	70,647	29.2%
Miscellaneous	108,331	77,998	56,087	60,744	8.3%
Total Materials and Services	1,107,231	992,948	779,160	865,003	11.0%
Administrative Charges	556,059	529,173	462,490	476,292	3.0%
TOTAL REQUIREMENTS	7,263,889	7,397,208	5,987,636	6,233,411	4.1%
FTE	65.00	67.00	49.00	50.00	2.0%

MARION COUNTY FY 2021-22 BUDGET

BY DEPARTMENT

BUSINESS SERVICES

FUNDS

Fund Name	FY 18-19 ACTUAL	FY 19-20 ACTUAL	FY 20-21 BUDGET	FY 21-22 ADOPTED	% of Total
RESOURCES					
FND 580 Central Services	7,263,889	7,397,208	5,987,636	6,233,411	100.0%
TOTAL RESOURCES	7,263,889	7,397,208	5,987,636	6,233,411	100.0%
REQUIREMENTS					
FND 580 Central Services	7,263,889	7,397,208	5,987,636	6,233,411	100.0%
TOTAL REQUIREMENTS	7,263,889	7,397,208	5,987,636	6,233,411	100.0%

PROGRAMS

	FY 18-19 ACTUAL	FY 19-20 ACTUAL	FY 20-21 BUDGET	FY 21-22 ADOPTED	+/- %
RESOURCES					
BS Administration	536,020	681,173	714,772	808,827	13.2%
Facility and Construction Mgmt	4,252,187	4,341,718	4,759,765	4,899,866	2.9%
Human Resources Pgm	1,593,526	1,561,568	0	0	n.a.
Risk Management	882,156	812,749	513,099	524,718	2.3%
TOTAL RESOURCES	7,263,889	7,397,208	5,987,636	6,233,411	4.1%
REQUIREMENTS					
BS Administration	536,020	681,173	714,772	808,827	13.2%
Facility and Construction Mgmt	4,252,187	4,341,718	4,759,765	4,899,866	2.9%
Human Resources Pgm	1,593,526	1,561,568	0	0	n.a.
Risk Management	882,156	812,749	513,099	524,718	2.3%
TOTAL REQUIREMENTS	7,263,889	7,397,208	5,987,636	6,233,411	4.1%

MARION COUNTY FY 2021-22 BUDGET

BY DEPARTMENT

BUSINESS SERVICES

BS Administration Program

- Provides leadership, strategic direction, planning, and policy development for the department.
- Collaborates and partners with Board of Commissioners and department heads to support their respective missions.
- Provides administrative and technical support for department director, two program managers, one manager and two supervisors, and employees.
- Provides payroll, purchasing, contracts, accounts receivable, accounts payable services, and respective reports to department programs and services; manages the county's surplus property and courier services.
- Develops countywide key/access card control procedures and trainings, as well as parking policies and administration. Supports related departmental planning of projects.
- Develops, prepares and monitors departmental and self-insurance fund budgets.

Program Summary

Business Services	Program: BS Administration				
	FY 18-19 ACTUAL	FY 19-20 ACTUAL	FY 20-21 BUDGET	FY 21-22 ADOPTED	+/- %
RESOURCES					
Intergovernmental Federal	0	4,210	0	0	n.a.
Charges for Services	3,124	3,454	3,442	3,092	-10.2%
Admin Cost Recovery	532,896	673,509	711,330	805,735	13.3%
TOTAL RESOURCES	536,020	681,173	714,772	808,827	13.2%
REQUIREMENTS					
Personnel Services	426,928	569,749	619,840	706,105	13.9%
Materials and Services	58,874	62,600	37,233	35,444	-4.8%
Administrative Charges	50,218	48,824	57,699	67,278	16.6%
TOTAL REQUIREMENTS	536,020	681,173	714,772	808,827	13.2%
FTE	5.00	5.00	5.00	6.00	20.0%

FTE By Position Title By Program

Program: BS Administration	
Position Title	FTE
Accounting Specialist	1.00
Administrative Services Manager	1.00
Business Services Director	1.00
Contracts Specialist Sr	1.00
Office Specialist 2	1.00
Office Specialist 3	1.00
Program BS Administration FTE Total:	6.00

FTE Changes

There is an increase of 1.00 FTE to Administration for an Office Specialist 2 position.

BS Administration Program Budget Justification

RESOURCES

The primary revenue is administrative cost recoveries. The remaining revenue is for services provided to the Courthouse Square Condominium Association.

MARION COUNTY FY 2021-22 BUDGET
BY DEPARTMENT
BUSINESS SERVICES

REQUIREMENTS

Personnel Services increases are attributed to a decision package for one FTE who will provide customer service and reception duties. This position is the entry point of contact and resource for all customers and staff who enter Courthouse Square.

There are no significant changes to Materials and Services.

MARION COUNTY FY 2021-22 BUDGET

BY DEPARTMENT

BUSINESS SERVICES

Facility and Construction Mgmt Program

- Provides short/long-range facility lifecycle planning and capital needs assessment for all county owned facilities and leased properties.
- Provides countywide facility maintenance services that include corrective repairs, preventive maintenance, custodial, and grounds keeping services.
- Provides capital improvement project planning, estimating, budgeting, and working with design teams and contractors that meet departmental capital infrastructure needs.
- Collaborating with Risk Management to provide countywide departmental consultations and regular communications that inform leadership of regulatory code compliance with fire, life, safety, and security systems.
- Administers and recommends energy efficiency and resource conservation programs, actively working in conjunction with Energy Trust of Oregon for incentives and rebates wherever available and appropriate.

Program Summary

Business Services

Program: Facility and Construction Mgmt

	FY 18-19 ACTUAL	FY 19-20 ACTUAL	FY 20-21 BUDGET	FY 21-22 ADOPTED	+/- %
RESOURCES					
Intergovernmental Federal	0	35,209	0	0	n.a.
Charges for Services	353,125	462,331	281,352	281,475	0.0%
Admin Cost Recovery	3,899,062	3,844,177	4,478,413	4,618,391	3.1%
TOTAL RESOURCES	4,252,187	4,341,718	4,759,765	4,899,866	2.9%
REQUIREMENTS					
Personnel Services	3,241,517	3,437,256	3,701,649	3,750,868	1.3%
Materials and Services	710,784	622,865	695,627	783,401	12.6%
Administrative Charges	299,886	281,597	362,489	365,597	0.9%
TOTAL REQUIREMENTS	4,252,187	4,341,718	4,759,765	4,899,866	2.9%
FTE	41.00	41.00	41.00	41.00	0.0%

FTE By Position Title By Program

Program: Facility and Construction Mgmt	
Position Title	FTE
Building Maintenance Specialist	10.00
Building Maintenance Specialist Sr	2.00
Construction Project Coordinator	1.00
Custodial Supervisor	1.00
Custodial Worker 1	14.00
Custodial Worker 2	3.00
Electrician 1	2.00
Electrician 2	1.00
Facilities Analyst	1.00
Facilities Maintenance and Systems Coordinator	1.00
Facilities Program Manager	1.00
Groundskeeper	1.00
Mail Courier	1.00
Maintenance Control Clerk	1.00

MARION COUNTY FY 2021-22 BUDGET
 BY DEPARTMENT
 BUSINESS SERVICES

Program: Facility and Construction Mgmt	
Position Title	FTE
Maintenance Supervisor	1.00
Program Facility and Construction Mgmt FTE Total:	41.00

FTE Changes

There are no FTE changes.

Facility and Construction Mgmt Program Budget Justification

RESOURCES

The majority of revenue for the facilities program is obtained through administrative cost recoveries. The program also receives approximately \$285,000 from other services for user fees and custodial services.

REQUIREMENTS

Personnel Services increased due to normal step increases, cost of living adjustments, and related fringe benefits.

Materials and Services increased due to custodial and maintenance decision packages being approved. Utilities increased for Facilities needing to move surplus inventory to the vacated Juvenile building in response to the COVID-19 and Santiam Canyon wildfire storage needs.

MARION COUNTY FY 2021-22 BUDGET

BY DEPARTMENT

BUSINESS SERVICES

Human Resources Pgm Program

- This program is no longer active: all program activity presented in Business Services portion of the budget document is for historic purposes. All current Human Resources program activity is now maintained and displayed within the Human Resources Department beginning in FY 2020-21.

Program Summary

Business Services

Program: Human Resources Pgm

	FY 18-19 ACTUAL	FY 19-20 ACTUAL	FY 20-21 BUDGET	FY 21-22 ADOPTED	+/- %
RESOURCES					
Intergovernmental Federal	0	4,255	0	0	n.a.
Charges for Services	11,744	11,628	0	0	n.a.
Admin Cost Recovery	1,581,782	1,545,675	0	0	n.a.
Other Revenues	0	10	0	0	n.a.
TOTAL RESOURCES	1,593,526	1,561,568	0	0	n.a.
REQUIREMENTS					
Personnel Services	1,291,935	1,276,589	0	0	n.a.
Materials and Services	159,816	148,055	0	0	n.a.
Administrative Charges	141,776	136,924	0	0	n.a.
TOTAL REQUIREMENTS	1,593,526	1,561,568	0	0	n.a.
FTE	13.00	15.00	0.00	0.00	n.a.

Human Resources Pgm Program Budget Justification

RESOURCES

This program was eliminated from Business Services in FY 2020-21. The program is being presented in the budget document to maintain historical budget information. All Human Resources program activity has shifted to the Human Resources Department.

MARION COUNTY FY 2021-22 BUDGET

BY DEPARTMENT

BUSINESS SERVICES

Risk Management Program

- Administers the self-insurance program balancing risk retention and risk transfer.
- Ensures adequate funding to promptly recover from accidental loss.
- Manages and administers automobile liability, general liability, and workers' compensation claims.
- Evaluates and manages risks that impact the achievement of county and departmental goals and objectives.
- Effectively manages risk to maximize opportunities and minimize threats.
- Enterprise Risk Management (ERM) strategy throughout the County.

Program Summary

Business Services	Program: Risk Management				
	FY 18-19 ACTUAL	FY 19-20 ACTUAL	FY 20-21 BUDGET	FY 21-22 ADOPTED	+/- %
RESOURCES					
Intergovernmental Federal	0	6,304	0	0	n.a.
Charges for Services	70,156	70,530	1,500	1,500	0.0%
Admin Cost Recovery	812,000	735,914	511,599	523,218	2.3%
TOTAL RESOURCES	882,156	812,749	513,099	524,718	2.3%
REQUIREMENTS					
Personnel Services	640,220	591,493	424,497	435,143	2.5%
Materials and Services	177,757	159,428	46,300	46,158	-0.3%
Administrative Charges	64,179	61,827	42,302	43,417	2.6%
TOTAL REQUIREMENTS	882,156	812,749	513,099	524,718	2.3%
FTE	6.00	6.00	3.00	3.00	0.0%

FTE By Position Title By Program

Program: Risk Management	
Position Title	FTE
Benefits and Risk Manager	1.00
Claims Adjuster	1.00
Loss Control Manager	1.00
Program Risk Management FTE Total:	3.00

FTE Changes

There are no FTE changes.

Risk Management Program Budget Justification

RESOURCES

The majority of revenue for Risk Management is obtained through administrative cost recoveries. The program also receives EAIP (Employer At Injury Program) administrative funds.

REQUIREMENTS

Personnel Services increased due to normal step increases, cost of living adjustments, and related fringe benefits.

There are no significant changes to Materials and Services.

MARION COUNTY FY 2021-22 BUDGET

BY DEPARTMENT

BUSINESS SERVICES

KEY DEPARTMENT ACCOMPLISHMENTS

- Administration processed approximately 25 recruitments, 49 contracts, leases and IGAs, 265 purchase orders, 3,212 invoices, journals, and deposits for the department. Administration also processed more than 4,000 key, key card, and key watch transactions for departments countywide. Helping to insure a safe and secure environment for county employees and our customers.
- Administration oversees the countywide surplus, in the last year we have only been able to coordinate one surplus run due to COVID-19. We had to move our surplus inventory from Public Works to the old vacated Juvenile Administration building in three days. We have continued to work with department and nonprofit organizations to supply them with needed office supplies and equipment. We are continuing to take in surplus from departments when called.
- COVID Response: Facilities Management activated two additional crews for sanitizing our county facilities. The custodial staff worked both during the day sanitizing and cleaning routes in the evening.
- Beachie Creek Fire Response: Facilities worked to get power hooked up for two modular buildings set up in Sublimity and Gates. Many staff also volunteered at the Fairgrounds during the initial wildfire response. The admin team moved surplus furniture to both locations and also helped staff the Gates temporary office.
- Facilities Management completed 17 of 25 projects, with six major projects that are in process and two that are deferred.
- Facilities Maintenance team has completed 71% of their work orders within one week and 91% within 30 days. We have inspected, audited, and electronically tagged all building equipment ensuring and enabling us to better allocate and determine annual operating and five-year capital improvement needs.
- In order to enhance Marion County's safety culture, and reduce risk exposures, Risk Management provided more than 25 departmental safety consultations, nine leased property inspections, and attended monthly or quarterly meetings for the county's six safety committees, providing support and guidance to the committee members.
- Due to Risk Management's active involvement, departments were able to improve their safety performance using the Safety Grant program to purchase needed equipment for employee work environments.
- Risk Management led the development of Marion County's policy for COVID-19 to coincide with Oregon State and Health Administration OSHA regulations. Risk Management developed the COVID-19 training according to OSHA regulations for distribution throughout the county through the Absorb training database. Risk Management also distributed over 300 floor decals to departments for physical distancing in all Marion County buildings.

MARION COUNTY FY 2021-22 BUDGET

BY DEPARTMENT

BUSINESS SERVICES

KEY INDICATORS

1: Ratio of Modified Duty Days to Timeloss Days (MD:TL)

Definition and Purpose

Employees who are injured on the job are frequently given temporary work restrictions by their doctors. Marion County's policy is to develop temporary modified jobs for our injured workers in all departments in order to return them to good health and productive employment at the earliest medically appropriate opportunity. This ratio compares how well we are succeeding with this policy.

Significance

One of the most tangible actions we can take to control our workers' compensation claim costs is to bring all of our injured workers back to modified or regular duty as soon as possible. This has the immediate effect of minimizing our individual claim costs and maximizing our Employment At Injury Program (EAIP) reimbursement recoveries. This indicator ties to the county strategic priority for Operational Efficiency and Quality Service - Goal #6: Provide efficient, effective, and responsive government through stewardship and accountability.

Data Units Fiscal Year

FY 17-18 Actual	FY 18-19 Actual	FY 19-20 Actual	FY 20-21 Estimate	FY 21-22 Estimate
6:1	11:1	4:1	5:1	5:1

Explanation of Trends and Changes

The MD:TL ratio (modified duty days versus time loss days) is a simple visualization of how closely we are managing our workers' compensation claims. The higher the ratio, the better it is for our bottom line. Each time an injured worker is not released to regular duty, we work closely with both the department and the treating doctor to approve a modified duty option, rather than have that employee remain off work and receiving time loss benefits. Today, the historical average MD:TL rate is 5:1 due to Risk Management's strong push to enforce this early return-to-work program. This means that for every 100 days our employees are not released to regular duty, only 17 of those are time loss days in which the employees do not work at all. Just a small change in this ratio has significant financial and productivity impacts. For instance, last year's ratio was almost a third of the year before, and our workers' compensation costs paid were more than three times as much. While numerous factors contribute to these results, it is our goal to MD:TL ratio.

2: Ratio of Repair Hours to Preventive Maintenance Hours

Definition and Purpose

Preventive maintenance (PM) programs extend the life cycle of facilities assets including equipment and structures, reducing operational costs and deferred maintenance expenses. Failure to perform adequate preventive maintenance increases the labor hours and costs required to repair building systems and unnaturally limits or shortens the lifecycle of county assets.

Significance

This indicator will demonstrate whether or not adequate preventive maintenance is being performed. This indicator ties to the county strategic priority for Operational Efficiency and Quality Service - Goal #6: Provide efficient, effective, and responsive government through stewardship and accountability.

MARION COUNTY FY 2021-22 BUDGET
 BY DEPARTMENT
 BUSINESS SERVICES

Data Units Calendar Year

Total Number of Work Orders Processed:

CY 2018 Actual	CY 2019 Actual	CY 2020 Actual	CY 2021 Estimate	CY 2022 Estimate
19,640	16,143	12,955	13,091	13,091

Preventative Maintenance Work Order Completed in 30 days or less (percentage)

CY 2018 Actual	CY 2019 Actual	CY 2020 Actual	CY 2021 Estimate	CY 2022 Estimate
80%	85%	91%	95%	95%

Explanation of Trends and Changes

By embracing our technology and refining our work processes we are competitive with the national average of 71%. Additionally our preventative maintenance schedule also reflects above average responsiveness of 90% completion within 30 days or less. Our above average measurement leads to higher productivity and decrease in back log. Each Maintenance personnel responsively attends to over 1,600 hours specific to PMs.

MARION COUNTY FY 2021-22 BUDGET

BY DEPARTMENT

BUSINESS SERVICES

Resources by Fund Detail						
580 - Central Services	Actual FY 18-19	Actual FY 19-20	Budget FY 20-21	Proposed FY 21-22	Approved FY 21-22	Adopted FY 21-22
Intergovernmental Federal						
331401 Coronavirus Relief Fund	0	49,978	0	0	0	0
Intergovernmental Federal Total	0	49,978	0	0	0	0
Charges for Services						
341430 Copy Machine Fees	6	0	0	0	0	0
341620 User Fees	259,186	371,657	200,000	202,000	202,000	202,000
341999 Other Fees	35	0	0	0	0	0
342200 Property Leases	10,178	3,041	0	0	0	0
342910 Public Records Request Charges	5	125	0	0	0	0
344800 EAIP Reimbursement	4,200	4,080	1,500	1,500	1,500	1,500
344999 Other Reimbursements	1,792	5,146	1,250	650	650	650
345300 Surplus Property Sales	0	55	250	0	0	0
347101 Central Svcs to Other Agencies	108,993	109,737	83,294	81,917	81,917	81,917
348700 Wellness Program	53,754	54,104	0	0	0	0
Charges for Services Total	438,150	547,944	286,294	286,067	286,067	286,067
Admin Cost Recovery						
411200 Business Services Allocation	0	0	711,330	805,735	805,735	805,735
411210 Facilities Mgt Allocation	2,870,532	2,777,628	3,059,633	3,168,578	3,168,578	3,168,578
411220 Custodial Allocation	1,342,498	1,469,207	1,354,411	1,374,042	1,374,042	1,374,042
411230 Courier Allocation	63,823	70,064	64,369	75,771	75,771	75,771
411250 Risk Management Allocation	435,011	357,178	511,599	523,218	523,218	523,218
411255 Benefits Allocation	438,903	449,743	0	0	0	0
411260 Human Resources Allocation	1,674,972	1,675,455	0	0	0	0
Admin Cost Recovery Total	6,825,739	6,799,275	5,701,342	5,947,344	5,947,344	5,947,344
Other Revenues						
371000 Miscellaneous Income	0	10	0	0	0	0
Other Revenues Total	0	10	0	0	0	0
Central Services Total	7,263,889	7,397,208	5,987,636	6,233,411	6,233,411	6,233,411
Business Services Grand Total	7,263,889	7,397,208	5,987,636	6,233,411	6,233,411	6,233,411

MARION COUNTY FY 2021-22 BUDGET

BY DEPARTMENT

BUSINESS SERVICES

Requirements by Fund Detail

580 - Central Services	Actual FY 18-19	Actual FY 19-20	Budget FY 20-21	Proposed FY 21-22	Approved FY 21-22	Adopted FY 21-22
Personnel Services						
Salaries and Wages						
511110 Regular Wages	2,786,554	2,895,874	2,719,527	2,782,267	2,782,267	2,782,267
511120 Temporary Wages	21,462	32,227	16,272	14,236	14,236	14,236
511130 Vacation Pay	199,186	176,013	0	0	0	0
511140 Sick Pay	154,167	149,842	0	0	0	0
511141 Emergency Sick Pay	0	9,789	0	0	0	0
511150 Holiday Pay	152,919	171,488	0	0	0	0
511160 Comp Time Pay	15,799	17,796	14,700	9,900	9,900	9,900
511180 Differential Pay	17,126	15,859	18,000	18,000	18,000	18,000
511210 Compensation Credits	43,675	43,794	38,749	40,783	40,783	40,783
511220 Pager Pay	13,035	13,070	13,750	12,000	12,000	12,000
511240 Leave Payoff	15,047	25,735	36,000	23,500	23,500	23,500
511250 Training Pay	20,656	16,912	0	0	0	0
511270 Leadworker Pay	3,309	3,630	3,450	5,750	5,750	5,750
511280 Cell Phone Pay	1,935	1,384	0	1,080	1,080	1,080
511290 Health Insurance Waiver Pay	14,935	15,912	9,600	7,200	7,200	7,200
511420 Premium Pay	11,112	11,685	9,300	9,500	9,500	9,500
511450 Premium Pay Temps	48	158	0	0	0	0
Salaries and Wages Total	3,470,967	3,601,167	2,879,348	2,924,216	2,924,216	2,924,216
Fringe Benefits						
512010 Fringe Benefits Budget Only	0	0	0	3,515	3,515	3,515
512110 PERS	561,512	735,484	638,961	678,411	678,411	678,411
512120 401K	34,631	37,788	27,288	27,564	27,564	27,564
512130 PERS Debt Service	261,123	232,277	148,084	125,948	125,948	125,948
512200 FICA	259,283	268,435	211,952	216,511	216,511	216,511
512310 Medical Insurance	886,365	882,189	745,200	812,889	812,889	812,889
512320 Dental Insurance	80,338	76,238	62,640	68,433	68,433	68,433
512330 Group Term Life Insurance	6,073	6,058	5,078	6,570	6,570	6,570
512340 Long Term Disability Insurance	12,433	12,290	11,376	10,294	10,294	10,294
512400 Unemployment Insurance	10,422	10,815	8,303	8,485	8,485	8,485
512520 Workers Comp Insurance	1,402	1,251	1,530	1,530	1,530	1,530
512600 Wellness Program	2,439	2,396	1,960	2,000	2,000	2,000
512610 Employee Assistance Program	1,959	2,033	1,666	1,850	1,850	1,850
512700 County HSA Contributions	11,652	6,666	2,600	3,900	3,900	3,900
Fringe Benefits Total	2,129,633	2,273,919	1,866,638	1,967,900	1,967,900	1,967,900
Personnel Services Total	5,600,599	5,875,086	4,745,986	4,892,116	4,892,116	4,892,116
Materials and Services						
Supplies						
521010 Office Supplies	5,638	7,167	4,424	4,545	4,545	4,545

MARION COUNTY FY 2021-22 BUDGET

BY DEPARTMENT

BUSINESS SERVICES

580 - Central Services	Actual FY 18-19	Actual FY 19-20	Budget FY 20-21	Proposed FY 21-22	Approved FY 21-22	Adopted FY 21-22
Materials and Services						
521030 Field Supplies	4	0	0	0	0	0
521050 Janitorial Supplies	79,130	76,198	88,000	89,800	89,800	89,800
521052 Janitorial Floor Care	3,529	2,358	2,500	1,500	1,500	1,500
521060 Electrical Supplies	19,067	12,854	30,000	25,000	25,000	25,000
521070 Departmental Supplies	26,438	24,318	18,450	18,579	18,579	18,579
521080 Food Supplies	133	0	0	0	0	0
521090 Uniforms and Clothing	4,257	2,020	4,350	6,470	6,470	6,470
521110 First Aid Supplies	25	0	100	350	350	350
521140 Vaccines	390	180	0	0	0	0
521190 Publications	3,443	1,789	2,400	3,495	3,495	3,495
521210 Gasoline	7,883	7,749	7,477	6,250	6,250	6,250
521220 Diesel	2,513	1,627	1,000	1,000	1,000	1,000
521230 Propane	31	41	150	150	150	150
521300 Safety Clothing	332	431	500	500	500	500
521310 Safety Equipment	643	8,040	5,000	5,000	5,000	5,000
Supplies Total	153,456	144,772	164,351	162,639	162,639	162,639
Materials						
522060 Sign Materials	1,251	150	0	0	0	0
522070 Paint	1,085	227	1,000	500	500	500
522110 Batteries	2,484	2,758	2,850	2,825	2,825	2,825
522120 Tires and Accessories	50	0	0	0	0	0
522140 Small Tools	2,456	4,579	4,150	4,600	4,600	4,600
522150 Small Office Equipment	1,625	677	1,050	2,065	2,065	2,065
522160 Small Departmental Equipment	9,577	21,358	5,050	5,002	5,002	5,002
522170 Computers Non Capital	14,945	10,974	1,750	3,853	3,853	3,853
522180 Software	1,371	4,651	400	770	770	770
Materials Total	34,846	45,374	16,250	19,615	19,615	19,615
Communications						
523010 Telephone Equipment	25	13	0	0	0	0
523040 Data Connections	960	1,201	1,000	1,100	1,100	1,100
523050 Postage	4,466	2,926	1,580	1,725	1,725	1,725
523060 Cellular Phones	12,519	19,735	17,210	17,600	17,600	17,600
523070 Pagers	1,252	1,115	0	0	0	0
523090 Long Distance Charges	209	856	130	160	160	160
Communications Total	19,431	25,846	19,920	20,585	20,585	20,585
Utilities						
524010 Electricity	28,459	29,855	16,010	51,624	51,624	51,624
524020 City Operations and St Lights	17	15	9	412	412	412
524040 Natural Gas	1,306	1,566	1,049	19,234	19,234	19,234
524050 Water	2,958	1,354	1,230	1,045	1,045	1,045
524070 Sewer	4,614	840	2,416	1,669	1,669	1,669

MARION COUNTY FY 2021-22 BUDGET

BY DEPARTMENT

BUSINESS SERVICES

580 - Central Services	Actual FY 18-19	Actual FY 19-20	Budget FY 20-21	Proposed FY 21-22	Approved FY 21-22	Adopted FY 21-22
Materials and Services						
524090 Garbage Disposal and Recycling	4,331	4,494	4,399	15,268	15,268	15,268
Utilities Total	41,685	38,123	25,113	89,252	89,252	89,252
Contracted Services						
525110 Consulting Services	3,112	0	0	0	0	0
525160 Wellness Services	4,159	1,674	0	0	0	0
525175 Temporary Staffing	5,074	6,757	10,000	10,000	10,000	10,000
525355 Engineering Services	0	2,651	5,000	2,500	2,500	2,500
525360 Public Works Services	83	0	0	0	0	0
525450 Subscription Services	99,021	119,738	47,200	54,693	54,693	54,693
525620 Insurance Brokers	104,296	85,620	0	0	0	0
525630 Insurance Admin Services	25,578	22,766	0	0	0	0
525710 Printing Services	2,350	1,171	400	350	350	350
525715 Advertising	131	3,265	0	0	0	0
525735 Mail Services	824	1,421	200	2,670	2,670	2,670
525740 Document Disposal Services	363	301	175	150	150	150
525770 Interpreters and Translators	180	80	0	0	0	0
525999 Other Contracted Services	14,423	19,511	6,500	3,644	3,644	3,644
Contracted Services Total	259,594	264,955	69,475	74,007	74,007	74,007
Repairs and Maintenance						
526011 Dept Equipment Maintenance	1,886	6,838	7,000	7,420	7,420	7,420
526012 Vehicle Maintenance	753	1,613	1,000	2,000	2,000	2,000
526021 Computer Software Maintenance	14,244	25,639	23,888	12,500	12,500	12,500
526030 Building Maintenance	284,391	160,935	231,401	228,594	228,594	228,594
526031 Elevator Maintenance	21,153	20,957	24,000	30,000	30,000	30,000
526032 Roof Maintenance	1,890	5,476	5,000	5,000	5,000	5,000
526050 Grounds Maintenance	100,576	104,189	81,000	82,000	82,000	82,000
526070 Road Maintenance	(22)	0	0	0	0	0
Repairs and Maintenance Total	424,870	325,647	373,289	367,514	367,514	367,514
Rentals						
527110 Fleet Leases	26,124	23,849	30,336	39,262	39,262	39,262
527120 Motor Pool Mileage	2,486	2,026	2,300	1,800	1,800	1,800
527130 Parking	44	15	0	0	0	0
527140 County Parking	2,640	1,980	1,980	660	660	660
527240 Condo Assn Assessments	20,839	22,726	12,709	10,725	10,725	10,725
527300 Equipment Rental	12,883	19,639	7,350	18,200	18,200	18,200
Rentals Total	65,016	70,233	54,675	70,647	70,647	70,647
Miscellaneous						
529110 Mileage Reimbursement	4,351	4,950	4,450	3,950	3,950	3,950
529120 Commercial Travel	3,027	2,639	3,900	3,350	3,350	3,350

MARION COUNTY FY 2021-22 BUDGET

BY DEPARTMENT

BUSINESS SERVICES

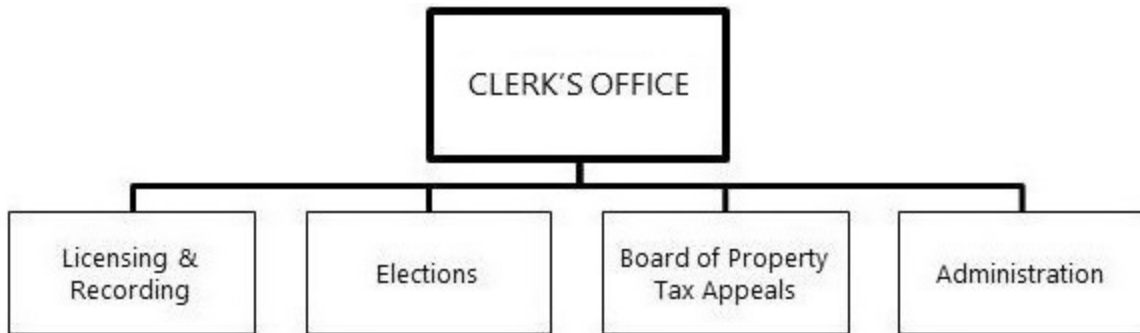
580 - Central Services	Actual FY 18-19	Actual FY 19-20	Budget FY 20-21	Proposed FY 21-22	Approved FY 21-22	Adopted FY 21-22
Materials and Services						
529130 Meals	787	1,195	1,200	1,250	1,250	1,250
529140 Lodging	4,910	3,618	7,000	6,400	6,400	6,400
529210 Meetings	1,903	200	2,312	2,400	2,400	2,400
529220 Conferences	15,686	8,973	8,700	7,962	7,962	7,962
529230 Training	45,195	30,200	14,000	13,900	13,900	13,900
529250 Tuition Reimbursement	75	0	0	0	0	0
529300 Dues and Memberships	9,252	6,735	2,900	2,932	2,932	2,932
529440 Safety Grants	2,989	2,156	6,500	6,500	6,500	6,500
529450 Wellness Grants	9,721	5,898	0	0	0	0
529650 Pre Employment Costs	936	2,452	500	750	750	750
529690 Other Investigations	0	36	300	250	250	250
529740 Fairs and Shows	485	0	0	0	0	0
529840 Professional Licenses	0	0	0	525	525	525
529850 Device Licenses	1,649	3,282	2,500	7,500	7,500	7,500
529860 Permits	3,215	1,210	1,000	1,300	1,300	1,300
529880 Recording Charges	76	0	0	0	0	0
529910 Awards and Recognition	4,037	4,451	825	1,775	1,775	1,775
529999 Miscellaneous Expense	35	3	0	0	0	0
Miscellaneous Total	108,331	77,998	56,087	60,744	60,744	60,744
Materials and Services Total	1,107,231	992,948	779,160	865,003	865,003	865,003
Administrative Charges						
611100 County Admin Allocation	78,899	68,596	62,754	72,056	72,056	72,056
611260 Human Resources Allocation	0	0	80,469	83,789	83,789	83,789
611300 Legal Services Allocation	80,038	75,183	28,402	23,607	23,607	23,607
611400 Information Tech Allocation	125,427	125,812	101,079	120,711	120,711	120,711
611410 FIMS Allocation	87,702	90,816	54,664	59,310	59,310	59,310
611420 Telecommunications Allocation	12,999	11,830	10,531	11,211	11,211	11,211
611430 Info Tech Direct Charges	33,432	31,771	11,219	11,366	11,366	11,366
611600 Finance Allocation	54,110	58,853	49,924	51,523	51,523	51,523
611800 MCBEE Allocation	1,425	740	7,719	1,794	1,794	1,794
612100 IT Equipment Use Charges	14,627	10,972	14,329	11,125	11,125	11,125
614100 Liability Insurance Allocation	37,900	24,600	18,000	15,500	15,500	15,500
614200 WC Insurance Allocation	29,500	30,000	23,400	14,300	14,300	14,300
Administrative Charges Total	556,059	529,173	462,490	476,292	476,292	476,292
Central Services Total	7,263,889	7,397,208	5,987,636	6,233,411	6,233,411	6,233,411
Business Services Grand Total	7,263,889	7,397,208	5,987,636	6,233,411	6,233,411	6,233,411

MARION COUNTY FY 2021-22 BUDGET

BY DEPARTMENT

CLERK'S OFFICE

CLERK'S OFFICE



MISSION STATEMENT

The Marion County Clerk promotes democracy, public trust and confidence in citizen government by conducting fair and open elections and by providing professional service to all customers with dignity and respect.

The Marion County Clerk protects property rights through recording ownership and claims on property in real time.

The clerks record, license, provide access to and preserve for posterity those records entrusted to their care. The Marion County Clerk shares and supports the Marion County Mission Statement, Vision Statement and Statement of Values adopted by the Board of Commissioners, department heads and elected officials.

GOALS AND OBJECTIVES

Goal 1 Increase Efficiency - Evaluate business processes to make better use of management skills, technology and resources.

Objective 1 Implement process changes as identified in the Clerk's Office Function and Strategic Plan.

Goal 2 Streamline Business Practices - Analyze current processes for needed modifications regarding fiscal responsibilities.

Objective 1 Identify and analyze current business processes in the areas of administration, licensing and recording, elections and Board of Property Tax Appeals.

Objective 2 Outline needs to achieve the modifications to business practices and develop a plan to address the modifications.

Goal 3 Customer Service - Maintain quality customer service both over the telephone and to walk-in residents.

Objective 1 Ensure telephones are answered by a staff member during working hours.

Objective 2 Continue office practice of returning phone messages within 24 hours.

Objective 3 Catalog verbal and written compliments and comments on customer service for annual review.

Objective 4 Provide annual customer service training for all staff.

Objective 5 Retrieve and deliver routine records requests from archives within 3 business days (72 hours).

MARION COUNTY FY 2021-22 BUDGET

BY DEPARTMENT

CLERK'S OFFICE

DEPARTMENT OVERVIEW

The Marion County Clerk is an elected position.

The County Clerk consists of four programs: (1) Licensing and Recording, (2) Elections, (3) Administration, and (4) Board of Property Tax Appeals (BoPTA). Each has a specific set of responsibilities assigned by Oregon law or county policy. All functions are mandated by Oregon law except the operation of the archives facility and passport agency functions.

RESOURCE AND REQUIREMENT SUMMARY

Clerk's Office	FY 18-19 ACTUAL	FY 19-20 ACTUAL	FY 20-21 BUDGET	FY 21-22 ADOPTED	+/- %
RESOURCES					
Intergovernmental Federal	0	104	0	0	n.a.
Charges for Services	134,182	172,217	150,000	204,554	36.4%
Interest	1,617	2,225	2,000	1,800	-10.0%
General Fund Transfers	2,757,410	2,648,419	3,168,764	3,377,629	6.6%
Net Working Capital	93,765	109,814	154,600	140,777	-8.9%
TOTAL RESOURCES	2,986,975	2,932,778	3,475,364	3,724,760	7.2%
REQUIREMENTS					
Personnel Services					
Salaries and Wages	794,225	787,223	1,003,181	1,037,694	3.4%
Fringe Benefits	466,357	516,364	621,906	635,971	2.3%
Total Personnel Services	1,260,583	1,303,587	1,625,087	1,673,665	3.0%
Materials and Services					
Supplies	33,876	39,652	55,928	55,768	-0.3%
Materials	8,331	34,254	11,650	11,650	0.0%
Communications	99,687	70,307	85,140	90,355	6.1%
Utilities	34,969	36,360	33,694	33,230	-1.4%
Contracted Services	456,227	381,791	571,234	635,852	11.3%
Repairs and Maintenance	113,351	109,896	119,550	125,742	5.2%
Rentals	287,126	278,056	305,999	300,895	-1.7%
Miscellaneous	29,896	22,307	36,594	36,594	0.0%
Total Materials and Services	1,063,463	972,622	1,219,789	1,290,086	5.8%
Administrative Charges	553,115	501,969	564,701	684,718	21.3%
Contingency	0	0	0	32,000	n.a.
Ending Fund Balance	0	0	65,787	44,291	-32.7%
TOTAL REQUIREMENTS	2,877,160	2,778,178	3,475,364	3,724,760	7.2%
FTE	14.70	14.70	14.90	14.90	0.0%

MARION COUNTY FY 2021-22 BUDGET

BY DEPARTMENT

CLERK'S OFFICE

FUNDS

Fund Name	FY 18-19 ACTUAL	FY 19-20 ACTUAL	FY 20-21 BUDGET	FY 21-22 ADOPTED	% of Total
RESOURCES					
FND 100 General Fund	2,757,410	2,648,419	3,168,764	3,377,629	90.7%
FND 120 County Clerk Records	229,565	284,359	306,600	347,131	9.3%
TOTAL RESOURCES	2,986,975	2,932,778	3,475,364	3,724,760	100.0%
REQUIREMENTS					
FND 100 General Fund	2,757,410	2,648,419	3,168,764	3,377,629	90.7%
FND 120 County Clerk Records	119,751	129,759	306,600	347,131	9.3%
TOTAL REQUIREMENTS	2,877,160	2,778,178	3,475,364	3,724,760	100.0%

PROGRAMS

	FY 18-19 ACTUAL	FY 19-20 ACTUAL	FY 20-21 BUDGET	FY 21-22 ADOPTED	+/- %
RESOURCES					
Licensing and Recording	1,338,384	1,365,963	1,523,845	1,627,632	6.8%
Elections	1,281,102	1,190,572	1,546,013	1,666,783	7.8%
Board of Property Tax Appeals	86,054	90,059	101,848	109,526	7.5%
CL Administration	281,435	286,184	303,658	320,819	5.7%
TOTAL RESOURCES	2,986,975	2,932,778	3,475,364	3,724,760	7.2%
REQUIREMENTS					
Licensing and Recording	1,228,569	1,211,363	1,523,845	1,627,632	6.8%
Elections	1,281,102	1,190,572	1,546,013	1,666,783	7.8%
Board of Property Tax Appeals	86,054	90,059	101,848	109,526	7.5%
CL Administration	281,435	286,184	303,658	320,819	5.7%
TOTAL REQUIREMENTS	2,877,160	2,778,178	3,475,364	3,724,760	7.2%

MARION COUNTY FY 2021-22 BUDGET

BY DEPARTMENT

CLERK'S OFFICE

Licensing and Recording Program

- Deed and mortgage recording entails recording and maintaining a permanent record of all property transactions occurring in Marion County. This amounts to approximately 70,000 new property documents this year and maintenance of records on approximately three million transactions.
- Records management responsibilities include operating the county archives facility which houses approximately 18,000 cubic feet of records representing over 54 million pieces of paper.
- Records management also includes microfilming, indexing, preservation and management of marriage licenses, domestic partnerships and the permanent maintenance of all records of the Board of Commissioners proceedings, also known as the "County Commissioners Administrative Journal" dating back to 1846.
- Licensing includes the issuance of approximately 2,550 marriage licenses per year and the processing of approximately 850 to 5,000 passport applications for the United States Department of State, and the processing of liquor license applications and annual renewals. The number of passport applications has increased significantly from an average of 850 per year to an anticipated 5,000 this year, though we were at 3,432 when we suspended this service in late March due to pandemic concerns. This increase is due mostly to the present political climate, immigration policy and families attempting to stay united or to be able to re- unite in the face of deportation. The Clerk's Office has also realized more passport business since Salem's main United States Postal Service office began requiring appointments for passport acceptance in late 2016. Passport business was expected to increase due to the Real ID Act with folks who wish to fly within the USA or visit Federal Buildings. Due to the Department of Homeland Security recently extending the enforcement date to October 2021 in light of the COVID-19 Pandemic, the rush to obtain a passport may be reduced.

Program Summary

Clerk's Office

Program: Licensing and Recording

	FY 18-19 ACTUAL	FY 19-20 ACTUAL	FY 20-21 BUDGET	FY 21-22 ADOPTED	+/- %
RESOURCES					
Intergovernmental Federal	0	104	0	0	n.a.
Charges for Services	134,182	172,217	150,000	204,554	36.4%
Interest	1,617	2,225	2,000	1,800	-10.0%
General Fund Transfers	1,108,819	1,081,604	1,217,245	1,280,501	5.2%
Net Working Capital	93,765	109,814	154,600	140,777	-8.9%
TOTAL RESOURCES	1,338,384	1,365,963	1,523,845	1,627,632	6.8%
REQUIREMENTS					
Personnel Services	550,717	512,544	646,193	637,836	-1.3%
Materials and Services	468,930	510,151	600,401	655,333	9.1%
Administrative Charges	208,922	188,668	211,464	258,172	22.1%
Contingency	0	0	0	32,000	n.a.
Ending Fund Balance	0	0	65,787	44,291	-32.7%
TOTAL REQUIREMENTS	1,228,569	1,211,363	1,523,845	1,627,632	6.8%
FTE	7.50	7.50	7.50	7.50	0.0%

FTE By Position Title By Program

Program: Licensing and Recording	
Position Title	FTE
Deputy County Clerk 2	6.00
Elections and Recording Manager	0.50
Records Coordinator	1.00
Program Licensing and Recording FTE Total:	7.50

MARION COUNTY FY 2021-22 BUDGET
BY DEPARTMENT
CLERK'S OFFICE

- In addition to the above, there is .65 FTE in temporary staff for an Office Specialist 2 and 1.75 FTE in contract indexing.

FTE Changes

There are no changes in FTE.

Licensing and Recording Program Budget Justification

RESOURCES

Resources increased because of General Fund Transfers for Data and Programming Services. Charges for Services increased in the County Clerk Records Fund for increased recording fees due to the increased number of recordings this past year.

REQUIREMENTS

Requirements are expected to increase this year in document recordings over the prior year which will increase data and programming services in the amount of \$57,634, which was approved through a Decision Package. This decision package is critical to accommodate the added volume of recordings due to interest rates being at an all-time low which is escalating homes sales and refinances.

Contingency is budgeted for unanticipated expenditures. Unappropriated Ending Fund Balance decreased in the County Clerk Record Fund due to increased costs from the prior year associated with scanning historical documents into an electronic format.

MARION COUNTY FY 2021-22 BUDGET

BY DEPARTMENT

CLERK'S OFFICE

Elections Program

- Maintains a voter registration file for approximately 216,000 registered voters, 26,000 inactive registered voters, 26,000 canceled voters, 3,300 pending voters and processes over 61,000 file changes annually. Changes include new voters, updates, inactivations and cancellations.
- Administers and conducts all elections held in Marion County for federal, state, county and local government districts including: twenty cities, two community colleges, two education service districts, twelve school districts, twenty fire districts, four water control districts, two domestic water districts, a Soil and Water Conservation District, three sewer districts, a library district, a parks and recreation district and a Marion County Justice Court.
- Administers and conducts the election of precinct committee persons for the Democratic and Republican political parties in May every even numbered year.
- Designs Marion County election ballots and voter pamphlet, programs and maintains ballot tally (counting) system; issues ballots, verifies signatures, processes and counts the ballots; provides official results and reports on all candidate and measure races. Certifies election results to the Secretary of State.
- Provides set-up and maintains 23 ballot drop site locations countywide for major elections ensuring security and regular ballot collection. Curb-side 24/7 ballot drop boxes have been placed at Keizer City Hall, Silverton City Hall, Woodburn Library, Mt. Angel Library, Marion County Public Works, Marion County Health and Human Services Department, Stayton Library, City of Turner, City of Jefferson, City of Hubbard, and City of Aumsville.
- Processes initiative, referendum and recall petitions for state, county and district elections. Election office is the Filing Officer for county and local district candidate, measure and petition filings.
- Establishes precinct boundaries and maintains the boundaries and zones for 73 individual voting jurisdictions. Works with the county Geographic Information System (GIS) and the Census Bureau to carry out re-apportionment or re-districting for equal representation to applicable jurisdictions. Continuously updates address library coordinating updates with the county GIS.
- Provides technical and general information for voters, candidates, campaign committees, petitioners, government agencies, the press and the public.

Program Summary

Clerk's Office

Program: Elections

	FY 18-19 ACTUAL	FY 19-20 ACTUAL	FY 20-21 BUDGET	FY 21-22 ADOPTED	+/- %
RESOURCES					
General Fund Transfers	1,281,102	1,190,572	1,546,013	1,666,783	7.8%
TOTAL RESOURCES	1,281,102	1,190,572	1,546,013	1,666,783	7.8%
REQUIREMENTS					
Personnel Services	425,721	497,187	663,690	709,164	6.9%
Materials and Services	574,092	437,342	593,641	609,024	2.6%
Administrative Charges	281,289	256,043	288,682	348,595	20.8%
TOTAL REQUIREMENTS	1,281,102	1,190,572	1,546,013	1,666,783	7.8%
FTE	5.00	5.00	5.00	5.00	0.0%

FTE By Position Title By Program

Program: Elections	
Position Title	FTE
Elections and Recording Manager	0.50
Elections Clerk	2.50
Elections Technician	1.00

MARION COUNTY FY 2021-22 BUDGET
 BY DEPARTMENT
 CLERK'S OFFICE

Program: Elections	
Position Title	FTE
Support Specialist (Non-IT)	1.00
Program Elections FTE Total:	5.00

- In addition to the above, there are 2.5 FTE in temporary staff for Office Specialist 2 positions.

FTE Changes

There are no changes in FTE.

Elections Program Budget Justification

RESOURCES

The Elections Program is entirely funded by the General Fund.

REQUIREMENTS

Personnel Services increased due to normal step increases, cost of living adjustments, and related fringe benefits.

Materials and Services increased for two approved Decision Packages. One increase was for printing, postage and mail services to account for increased voter registration in the Elections Program. The other increase was due to the additional costs associated with ballot returns for "peel 'n stick" envelopes for added safety and acceptance of Voter Packets.

MARION COUNTY FY 2021-22 BUDGET

BY DEPARTMENT

CLERK'S OFFICE

Board of Property Tax Appeals Program

- The Board of Property Tax Appeals provides a venue for property taxpayers to appeal the assessed value of their property. The citizen board provides both a level of accountability to government and an independent review plus an explanation to the taxpayer of property value methods used by the Assessor.
- The Clerk's Office seeks board candidates for Board of Commissioner's approval and schedules their training, organizes and records the petitions, schedules the petition hearings, and sets up the hearing room and equipment. A public notice is completed and posted. Questions from the public are answered throughout the year.
- The Clerk's Office assists the Board of Property Tax Appeals in processing and hearing petitions of real and personal land and business owners or their representatives appealing the assessed and real market values of their property.

Program Summary

Clerk's Office

Program: Board of Property Tax Appeals

	FY 18-19 ACTUAL	FY 19-20 ACTUAL	FY 20-21 BUDGET	FY 21-22 ADOPTED	+/- %
RESOURCES					
General Fund Transfers	86,054	90,059	101,848	109,526	7.5%
TOTAL RESOURCES	86,054	90,059	101,848	109,526	7.5%
REQUIREMENTS					
Personnel Services	60,853	64,738	73,354	76,790	4.7%
Materials and Services	5,158	7,076	7,924	7,899	-0.3%
Administrative Charges	20,043	18,244	20,570	24,837	20.7%
TOTAL REQUIREMENTS	86,053	90,058	101,848	109,526	7.5%
FTE	0.60	0.60	0.70	0.70	0.0%

FTE By Position Title By Program

Program: Board of Property Tax Appeals	
Position Title	FTE
Office Specialist 4	0.70
Program Board of Property Tax Appeals FTE Total:	0.70

FTE Changes

There are no changes in FTE.

Board of Property Tax Appeals Program Budget Justification

RESOURCES

The Board of Property Tax Appeals (BoPTA) Program is funded entirely by the General Fund. Note that a portion of the General Fund Transfers revenue is indirectly derived from the Oregon Department of Revenue County Assessment Function Funding Assistance (CAFFA) grant since BoPTA administration is part of the grant request the Assessor's Office submits annually.

REQUIREMENTS

Personnel Services increased due to normal step increases, cost of living adjustments, and related fringe benefits.

MARION COUNTY FY 2021-22 BUDGET

BY DEPARTMENT

CLERK'S OFFICE

CL Administration Program

- Provides and facilitates department leadership and vision.
- The clerk speaks with various groups and organizations and through these engagements the clerk is able to educate the public on what the County Clerk does and what is new within the department. Also offers tours of the Clerk's facilities to school children and other groups and individuals.
- Coordinates long-term planning.
- Provides overall departmental supervision.
- Responsible for economic forecasting, budget preparation, payroll, contract administration, accounts payable, and financial analysis.
- Tracks state and federal legislation and rules in coordination with the Oregon Association of County Clerks and national professional organizations.
- Serves as support staff to the Board of Property Tax Appeals, including public notice, processing appeals, scheduling, organizing and assisting the board in managing hearings, and compiling and reporting results. Staff also schedules, provides training, and assures that board members are certified to Department of Revenue standards.
- Serves as the independent custodian of the Board of Commissioners Journal.
- Is the statutory County Records Administrator.
- Creates and maintains a healthy environment in which employees, customers, and other stakeholders thrive.

Program Summary

Clerk's Office	Program: CL Administration				
	FY 18-19 ACTUAL	FY 19-20 ACTUAL	FY 20-21 BUDGET	FY 21-22 ADOPTED	+/- %
RESOURCES					
General Fund Transfers	281,435	286,184	303,658	320,819	5.7%
TOTAL RESOURCES	281,435	286,184	303,658	320,819	5.7%
REQUIREMENTS					
Personnel Services	223,292	229,117	241,850	249,875	3.3%
Materials and Services	15,282	18,052	17,823	17,830	0.0%
Administrative Charges	42,861	39,014	43,985	53,114	20.8%
TOTAL REQUIREMENTS	281,435	286,184	303,658	320,819	5.7%
FTE	1.60	1.60	1.70	1.70	0.0%

FTE By Position Title By Program

Program: CL Administration	
Position Title	FTE
County Clerk	1.00
Office Specialist 4	0.70
Program CL Administration FTE Total:	1.70

FTE Changes

There are no changes in FTE.

MARION COUNTY FY 2021-22 BUDGET
BY DEPARTMENT
CLERK'S OFFICE

CL Administration Program Budget Justification

RESOURCES

The Clerk's Office Administration Program is entirely funded by the General Fund.

REQUIREMENTS

Personnel Services increased due to normal step increases, cost of living adjustments, and related fringe benefits.

MARION COUNTY FY 2021-22 BUDGET

BY DEPARTMENT

CLERK'S OFFICE

KEY DEPARTMENT ACCOMPLISHMENTS

- The office administered three elections in FY 2020-21: A City of Gates Recall Election in August, a Presidential General Election in November, and the Special District Election in May.
- In FY 2020-21, the Board of Property Tax Appeals received 63 petitions. Due to the COVID-19 pandemic, many of the hearings were live streamed.
- Personnel continues to receive compliments from customers on our high level of quality customer service. We are committed to delivering exceptional customer service.
- We offered marriage licenses by mail and email to protect applicants and staff in response to the COVID-19 pandemic. We are again safely accepting walk-in customers without the need for an appointment because of the use of face masks, Plexiglas, physical distancing and sanitation practices.
- During the first nine months of FY 2020-21, Licensing and Recording recorded 58,765 documents and issued 1,548 marriage licenses. This compares to 51,760 documents and 1,687 marriage licenses the first 9 months of FY 2019-20.
- Electronic submission of land record documents for recording began in March 2016. E-Recording presently accounts for over 60% of total recorded documents and 90% of recording revenue.
- From January 2020 through December 2020, 3,585 boxes of archive records met their retention dates, allowing archives to destroy them. It is anticipated that more than 1,000 boxes will be destroyed prior to June 30, 2021. 982 boxes of records were accessioned (added and catalogued) into archives compared to 1,704 in 2019. 2,006 requests were received for records/files from archives in 2020 compared to over 2,200 requests in 2019.
- In addition to cleaning and inspecting 145 sets of new microfilm (one silver original, 1 silver duplicate and 1 diazo) during 2020, over 1,398 microfilm reels dating back fifty years have been cleaned and inspected to assure continued readability.
- Deeds from 1854 to 1974 (788 volumes and 586,749 images) are now available and searchable in Laserfiche. Mortgage documents, presently being scanned from this era, are planned to also be available in Laserfiche within 12 months.

MARION COUNTY FY 2021-22 BUDGET

BY DEPARTMENT

CLERK'S OFFICE

KEY INDICATORS

1: Recording Revenue From Licensing and Recording

Definition and Purpose

The revenue from land document recordings is tracked on a monthly and annual basis. The department tracks recording revenue back to 1999. This is an element in predicting workload and revenue.

Significance

This is necessary to project revenue and resource demands. This addresses the county strategic plan Goal #6: Provide efficient, effective, and responsive government through stewardship and accountability.

Data Units Fiscal Year

FY 17-18 Actual	FY 18-19 Actual	FY 19-20 Actual	FY 20-21 Estimate	FY 21-22 Estimate
\$1,532,457	\$1,410,215	\$1,902,031	\$2,400,000	\$2,400,000

Explanation of Trends and Changes

Despite the COVID-19 pandemic, there was a significant increase in recording revenue for the second year in a row. Contributing factors are refinancing in the face of very low interest rates and robust real estate sales. With \$1,850,000 in recording revenue receipts through the first 9 months of this fiscal year and with traditionally higher document counts expected April, May and August, \$2,400,000 is estimated for the balance of this fiscal year. With indications of low interest rates over the upcoming fiscal year and with industry projections for continued demand, \$2,400,000 in recording revenue is estimated for next fiscal year.

2: Election Costs

Definition and Purpose

Election costs, using the Secretary of State formula, have been tracked since May 2000. These figures help determine future budget projections and cost forecasting to manage resources. The below figures are cost per ballot issued.

Significance

This key indicator tracks the cost per voter in administering major elections in a given fiscal year. Cost of regular staff is not included in the Secretary of State formula except for hours worked beyond the normal work week. All election board workers and temporary staff are included, as well as printing, postage, mail handling services, security, cargo van rental, supplies, other contractual services, and amortization of equipment. This key indicator facilitates the county strategic plan Goal #6: Provide efficient, effective, and responsive government through stewardship and accountability.

Data Units Fiscal Year

FY 17-18 Actual	FY 18-19 Actual	FY 19-20 Actual	FY 20-21 Estimate	FY 21-22 Estimate
\$1.53	\$1.68	\$1.61	\$1.83	\$2.10

MARION COUNTY FY 2021-22 BUDGET
BY DEPARTMENT
CLERK'S OFFICE

Explanation of Trends and Changes

Election costs vary significantly depending on the type of election, size of the ballot, number of ballot styles and number of ballots cast by voters. One election can have in excess of 568 different ballot styles. Personnel, postage, printing, and maintenance costs continue to rise. Reimbursement varies greatly in that the State of Oregon will pay for most of an initiative election, but will not pay for a primary or general election. Cities are exempt from paying during primary and general elections. Districts pay a portion of the cost for district elections. Reimbursements are not factored in the above figures. The figures are based on eligible voters and ballots mailed.

Voter Registration was 150,139 at the end of December, 2015, just before beginning automatic voter registration. As of April 9, 2021, the count is over 216,000. Voter registration will grow at least 4,000-5,000 next year in large part to the new Oregon Motor Voter program where new Department of Motor Vehicles (DMV) license, permit and ID registrants, along with updating DMV registrants, are automatically added to voter rolls if they are a citizen, of age, and not registered to vote. Election administration costs will necessarily increase in service of these new voters.

The projected cost per voter is expected to be \$2.10 next year, less than the \$2.36 cost per voter in the November 3, 2020 General Presidential Election due to the major election next year being the May Primary Gubernatorial Election. This upcoming election may engender a lower turnout with less security concerns than the Presidential Election. Hopefully this will be conducted in a pandemic-free environment.

3: Board of Property Tax Appeals

Definition and Purpose

The Clerk's Office tracks the number of property tax appeal petitions filed each year. Also tracked are the assessed value reduction and assessed value considered. This data is necessary for resource management and planning, budget projections, and the Assessor's County Assessment Function Funding Assistance grant application with the Oregon Department of Revenue.

Significance

With home and other property values recently increasing, fewer property owners are appealing their value assessed. Those that do appeal are given our full attention and this exemplifies the county strategic plan Goal #6: Provide efficient, effective, and responsive government through stewardship and accountability.

Data Units Fiscal Year

FY 17-18 Actual	FY 18-19 Actual	FY 19-20 Actual	FY 20-21 Estimate	FY 21-22 Estimate
83 Appeals	95 Appeals	82 Appeals	63 Appeals	100 Appeals

Explanation of Trends and Changes

The number of petitions filed decreased. Property values have increased. But because of Measure 50, tax bills have not recently increased substantially, so fewer taxpayers are requesting a hearing to review their property's assessed value or true market value. A modest increase in appeals is anticipated for next year.

4: Marriage Licenses and Passports Applications

Definition and Purpose

Marriage licenses issued and passport applications received are tracked for a ten-year period. The purpose is to note if there are any changing trends.

MARION COUNTY FY 2021-22 BUDGET

BY DEPARTMENT

CLERK'S OFFICE

Significance

Marriage licenses issued and passport applications received are tracked for informational purposes. This key indicator relates to the county strategic plan Goal #6: Provide efficient, effective, and responsive government through stewardship and accountability.

Data Units Fiscal Year

FY 17-18 Actual	FY 18-19 Actual	FY 19-20 Actual	FY 20-21 Estimate	FY 21-22 Estimate
2,372 Marriage Licenses	2,349 Marriage Licenses	2,232 Marriage Licenses	2,200 Marriage Licenses	2,400 Marriage Licenses
5,173 Passport Applications	4,195 Passport Applications	3,432 Passport Applications	0 Passport Applications	2,500 Passport Applications

Explanation of Trends and Changes

The number of marriage licenses issued has averaged about 2,300 over the last eighteen years with a high of 2,593 in 2016-17. The license requests more than double in summer months over the winter months. In the face of the COVID-19 pandemic, 2,200 marriage licenses are estimated to be issued this fiscal year. 2,400 marriage licenses are anticipated to be issued next fiscal year.

Between 2000 and 2016, the number of passports issued has averaged 853 with a high of 1,378 in 2006-07. The number of passport applications increased dramatically after the November 2016 Presidential General Election due to the changed political climate, coupled with Salem's main United States Post Office change to requiring appointments for accepting applications. 7,112 passport applications were processed in calendar year 2017.

In response to the COVID-19 Pandemic, passport acceptance was suspended in late March of 2020 after processing 3,432 applications for the 2019-20 Fiscal Year. No passport applications are projected to be accepted this present fiscal year. 2,500 applications are expected to be processed in FY 2021-22.

MARION COUNTY FY 2021-22 BUDGET

BY DEPARTMENT

CLERK'S OFFICE

Resources by Fund Detail						
100 - General Fund	Actual FY 18-19	Actual FY 19-20	Budget FY 20-21	Proposed FY 21-22	Approved FY 21-22	Adopted FY 21-22
General Fund Transfers						
381100 Transfer from General Fund	2,757,410	2,648,419	3,168,764	3,377,629	3,377,629	3,377,629
General Fund Transfers Total	2,757,410	2,648,419	3,168,764	3,377,629	3,377,629	3,377,629
General Fund Total	2,757,410	2,648,419	3,168,764	3,377,629	3,377,629	3,377,629
120 - County Clerk Records						
Intergovernmental Federal						
331401 Coronavirus Relief Fund	0	104	0	0	0	0
Intergovernmental Federal Total	0	104	0	0	0	0
Charges for Services						
341820 County Clerk Records Fees	134,182	172,217	150,000	204,554	204,554	204,554
Charges for Services Total	134,182	172,217	150,000	204,554	204,554	204,554
Interest						
361000 Investment Earnings	1,617	2,225	2,000	1,800	1,800	1,800
Interest Total	1,617	2,225	2,000	1,800	1,800	1,800
Net Working Capital						
392000 Net Working Capital Unrestr	93,765	109,814	154,600	140,777	140,777	140,777
Net Working Capital Total	93,765	109,814	154,600	140,777	140,777	140,777
County Clerk Records Total	229,565	284,359	306,600	347,131	347,131	347,131
Clerk's Office Grand Total	2,986,975	2,932,778	3,475,364	3,724,760	3,724,760	3,724,760

MARION COUNTY FY 2021-22 BUDGET

BY DEPARTMENT

CLERK'S OFFICE

Requirements by Fund Detail

100 - General Fund	Actual FY 18-19	Actual FY 19-20	Budget FY 20-21	Proposed FY 21-22	Approved FY 21-22	Adopted FY 21-22
Personnel Services						
Salaries and Wages						
511110 Regular Wages	532,512	567,292	742,548	779,001	779,001	779,001
511120 Temporary Wages	76,865	39,162	90,158	91,197	91,197	91,197
511130 Vacation Pay	22,449	31,287	0	0	0	0
511140 Sick Pay	20,429	26,114	0	0	0	0
511150 Holiday Pay	26,928	32,031	0	0	0	0
511160 Comp Time Pay	365	2,180	0	0	0	0
511210 Compensation Credits	9,796	10,582	10,859	11,501	11,501	11,501
511240 Leave Payoff	1,679	5,204	0	0	0	0
511260 Election Workers	38,458	14,223	60,000	60,000	60,000	60,000
511270 Leadworker Pay	184	0	0	0	0	0
511280 Cell Phone Pay	1,204	1,207	0	650	650	650
511290 Health Insurance Waiver Pay	1,707	2,414	2,400	4,800	4,800	4,800
511420 Premium Pay	10,915	5,301	11,501	12,189	12,189	12,189
511450 Premium Pay Temps	2,658	831	0	0	0	0
Salaries and Wages Total	746,149	737,829	917,466	959,338	959,338	959,338
Fringe Benefits						
512010 Fringe Benefits Budget Only	0	0	4,256	9,036	9,036	9,036
512110 PERS	110,850	141,532	194,149	211,431	211,431	211,431
512120 401K	9,514	10,029	10,231	10,467	10,467	10,467
512130 PERS Debt Service	40,617	38,087	40,440	35,394	35,394	35,394
512200 FICA	52,562	53,555	64,124	67,211	67,211	67,211
512310 Medical Insurance	192,862	210,053	231,840	226,044	226,044	226,044
512320 Dental Insurance	17,402	18,088	19,488	19,032	19,032	19,032
512330 Group Term Life Insurance	1,026	1,172	1,768	1,853	1,853	1,853
512340 Long Term Disability Insurance	2,136	2,433	2,767	2,902	2,902	2,902
512400 Unemployment Insurance	2,241	2,216	2,268	2,386	2,386	2,386
512520 Workers Comp Insurance	403	301	501	524	524	524
512600 Wellness Program	508	545	600	600	600	600
512610 Employee Assistance Program	409	462	510	558	558	558
512700 County HSA Contributions	1,950	1,950	1,950	1,950	1,950	1,950
Fringe Benefits Total	432,479	480,423	574,892	589,388	589,388	589,388
Personnel Services Total	1,178,628	1,218,251	1,492,358	1,548,726	1,548,726	1,548,726
Materials and Services						
Supplies						
521010 Office Supplies	10,254	12,149	10,500	10,500	10,500	10,500
521030 Field Supplies	0	18	0	0	0	0
521050 Janitorial Supplies	0	0	100	100	100	100
521070 Departmental Supplies	11,483	13,131	8,760	8,600	8,600	8,600

MARION COUNTY FY 2021-22 BUDGET

BY DEPARTMENT

CLERK'S OFFICE

100 - General Fund	Actual FY 18-19	Actual FY 19-20	Budget FY 20-21	Proposed FY 21-22	Approved FY 21-22	Adopted FY 21-22
Materials and Services						
521190 Publications	72	438	968	968	968	968
521210 Gasoline	613	238	600	600	600	600
Supplies Total	22,423	25,974	20,928	20,768	20,768	20,768
Materials						
522150 Small Office Equipment	442	4,740	3,400	3,400	3,400	3,400
522160 Small Departmental Equipment	490	4,666	3,100	3,100	3,100	3,100
522170 Computers Non Capital	5,445	12,529	3,500	3,500	3,500	3,500
522180 Software	1,954	11,751	1,650	1,650	1,650	1,650
Materials Total	8,331	33,686	11,650	11,650	11,650	11,650
Communications						
523010 Telephone Equipment	0	417	0	0	0	0
523020 Phone and Communication Svcs	59	0	450	450	450	450
523040 Data Connections	2,162	3,143	1,700	3,500	3,500	3,500
523050 Postage	97,320	66,476	82,990	85,105	85,105	85,105
523060 Cellular Phones	0	0	0	1,300	1,300	1,300
523090 Long Distance Charges	146	271	0	0	0	0
Communications Total	99,687	70,307	85,140	90,355	90,355	90,355
Utilities						
524010 Electricity	31,201	32,465	29,621	29,169	29,169	29,169
524020 City Operations and St Lights	20	23	21	72	72	72
524040 Natural Gas	312	343	360	343	343	343
524050 Water	540	528	612	572	572	572
524070 Sewer	1,064	1,086	1,147	1,155	1,155	1,155
524090 Garbage Disposal and Recycling	1,831	1,915	1,933	1,919	1,919	1,919
Utilities Total	34,969	36,360	33,694	33,230	33,230	33,230
Contracted Services						
525360 Public Works Services	0	252	0	0	0	0
525430 Programming and Data Services	181,924	183,586	205,500	228,134	228,134	228,134
525555 Security Services	15,078	7,788	24,841	21,200	21,200	21,200
525710 Printing Services	198,188	143,988	237,962	256,034	256,034	256,034
525715 Advertising	7,246	1,960	5,332	4,432	4,432	4,432
525735 Mail Services	47,939	31,832	36,818	37,862	37,862	37,862
525740 Document Disposal Services	680	1,206	2,850	1,950	1,950	1,950
525770 Interpreters and Translators	0	0	300	300	300	300
525999 Other Contracted Services	5,172	3,475	8,631	6,940	6,940	6,940
Contracted Services Total	456,227	374,087	522,234	556,852	556,852	556,852
Repairs and Maintenance						
526011 Dept Equipment Maintenance	15,774	10,400	17,450	17,450	17,450	17,450

MARION COUNTY FY 2021-22 BUDGET

BY DEPARTMENT

CLERK'S OFFICE

100 - General Fund	Actual FY 18-19	Actual FY 19-20	Budget FY 20-21	Proposed FY 21-22	Approved FY 21-22	Adopted FY 21-22
Materials and Services						
526021 Computer Software Maintenance	96,567	98,614	102,000	108,192	108,192	108,192
526030 Building Maintenance	1,010	882	100	100	100	100
Repairs and Maintenance Total	113,351	109,896	119,550	125,742	125,742	125,742
Rentals						
527100 Vehicle Rental	1,434	754	3,960	3,960	3,960	3,960
527110 Fleet Leases	4,368	3,888	4,644	4,385	4,385	4,385
527120 Motor Pool Mileage	1,648	916	265	265	265	265
527130 Parking	2,264	732	5,810	500	500	500
527140 County Parking	3,300	3,300	2,798	3,458	3,458	3,458
527210 Building Rental Private	234,890	229,918	240,520	240,520	240,520	240,520
527240 Condo Assn Assessments	28,756	31,360	39,851	39,656	39,656	39,656
527300 Equipment Rental	10,468	7,189	8,151	8,151	8,151	8,151
Rentals Total	287,126	278,056	305,999	300,895	300,895	300,895
Miscellaneous						
529110 Mileage Reimbursement	3,307	2,003	4,308	4,308	4,308	4,308
529120 Commercial Travel	3,530	2,488	4,250	4,250	4,250	4,250
529130 Meals	1,480	1,480	1,916	1,916	1,916	1,916
529140 Lodging	9,515	7,633	8,015	8,015	8,015	8,015
529210 Meetings	768	820	900	900	900	900
529220 Conferences	7,176	3,916	5,080	5,080	5,080	5,080
529230 Training	1,096	1,107	9,500	9,500	9,500	9,500
529300 Dues and Memberships	2,029	2,040	2,250	2,250	2,250	2,250
529650 Pre Employment Costs	996	814	0	0	0	0
529910 Awards and Recognition	0	6	375	375	375	375
Miscellaneous Total	29,896	22,307	36,594	36,594	36,594	36,594
Materials and Services Total	1,052,009	950,672	1,135,789	1,176,086	1,176,086	1,176,086
Administrative Charges						
611100 County Admin Allocation	23,608	19,744	24,653	28,517	28,517	28,517
611210 Facilities Mgt Allocation	77,148	74,648	90,333	92,548	92,548	92,548
611220 Custodial Allocation	53,721	60,217	67,728	69,041	69,041	69,041
611230 Courier Allocation	740	739	831	984	984	984
611250 Risk Management Allocation	1,901	1,530	2,666	2,743	2,743	2,743
611255 Benefits Allocation	5,087	4,743	0	0	0	0
611260 Human Resources Allocation	19,411	17,670	27,712	29,114	29,114	29,114
611300 Legal Services Allocation	24,792	18,380	18,710	17,174	17,174	17,174
611400 Information Tech Allocation	126,620	133,771	147,745	161,821	161,821	161,821
611410 FIMS Allocation	29,228	31,165	26,264	28,586	28,586	28,586
611420 Telecommunications Allocation	7,011	7,328	7,242	12,519	12,519	12,519
611430 Info Tech Direct Charges	90,987	54,809	51,153	125,598	125,598	125,598
611600 Finance Allocation	36,174	30,999	37,033	47,975	47,975	47,975
611800 MCBEE Allocation	463	248	3,593	843	843	843

MARION COUNTY FY 2021-22 BUDGET

BY DEPARTMENT

CLERK'S OFFICE

100 - General Fund	Actual FY 18-19	Actual FY 19-20	Budget FY 20-21	Proposed FY 21-22	Approved FY 21-22	Adopted FY 21-22
Administrative Charges						
612100 IT Equipment Use Charges	20,682	15,105	26,255	26,255	26,255	26,255
614100 Liability Insurance Allocation	5,700	4,900	5,499	5,100	5,100	5,100
614200 WC Insurance Allocation	3,500	3,500	3,200	3,999	3,999	3,999
Administrative Charges Total	526,773	479,496	540,617	652,817	652,817	652,817
General Fund Total	2,757,410	2,648,419	3,168,764	3,377,629	3,377,629	3,377,629
120 - County Clerk Records	Actual FY 18-19	Actual FY 19-20	Budget FY 20-21	Proposed FY 21-22	Approved FY 21-22	Adopted FY 21-22
Personnel Services						
Salaries and Wages						
511020 Salaries and Wages Budget Only	0	0	2,126	0	0	0
511110 Regular Wages	38,900	39,348	49,805	53,613	53,613	53,613
511120 Temporary Wages	0	0	29,243	22,681	22,681	22,681
511130 Vacation Pay	4,407	3,816	0	0	0	0
511140 Sick Pay	660	1,606	0	0	0	0
511150 Holiday Pay	2,318	2,560	0	0	0	0
511210 Compensation Credits	1,774	1,810	1,916	2,062	2,062	2,062
511420 Premium Pay	17	254	2,625	0	0	0
Salaries and Wages Total	48,076	49,394	85,715	78,356	78,356	78,356
Fringe Benefits						
512010 Fringe Benefits Budget Only	0	0	971	0	0	0
512110 PERS	7,212	9,390	18,581	18,687	18,687	18,687
512130 PERS Debt Service	5,067	4,564	2,767	2,478	2,478	2,478
512200 FICA	3,573	3,653	6,143	5,944	5,944	5,944
512310 Medical Insurance	16,052	16,378	16,560	17,388	17,388	17,388
512320 Dental Insurance	1,475	1,449	1,392	1,464	1,464	1,464
512330 Group Term Life Insurance	86	88	119	127	127	127
512340 Long Term Disability Insurance	175	179	186	200	200	200
512400 Unemployment Insurance	145	148	155	167	167	167
512520 Workers Comp Insurance	23	20	66	51	51	51
512600 Wellness Program	40	40	40	40	40	40
512610 Employee Assistance Program	32	34	34	37	37	37
Fringe Benefits Total	33,879	35,942	47,014	46,583	46,583	46,583
Personnel Services Total	81,955	85,336	132,729	124,939	124,939	124,939
Materials and Services						
Supplies						
521070 Departmental Supplies	11,454	13,678	35,000	35,000	35,000	35,000
Supplies Total	11,454	13,678	35,000	35,000	35,000	35,000

MARION COUNTY FY 2021-22 BUDGET

BY DEPARTMENT

CLERK'S OFFICE

120 - County Clerk Records	Actual FY 18-19	Actual FY 19-20	Budget FY 20-21	Proposed FY 21-22	Approved FY 21-22	Adopted FY 21-22
Materials and Services						
Materials						
522160 Small Departmental Equipment	0	568	0	0	0	0
Materials Total	0	568	0	0	0	0
Contracted Services						
525430 Programming and Data Services	0	7,704	49,000	79,000	79,000	79,000
Contracted Services Total	0	7,704	49,000	79,000	79,000	79,000
Materials and Services Total	11,454	21,950	84,000	114,000	114,000	114,000
Administrative Charges						
611100 County Admin Allocation	1,579	1,327	1,633	1,862	1,862	1,862
611230 Courier Allocation	44	47	52	62	62	62
611255 Benefits Allocation	301	302	0	0	0	0
611260 Human Resources Allocation	1,148	1,125	1,747	1,811	1,811	1,811
611400 Information Tech Allocation	9,633	9,613	10,074	10,919	10,919	10,919
611410 FIMS Allocation	2,201	2,201	1,822	1,952	1,952	1,952
611420 Telecommunications Allocation	505	535	491	847	847	847
611430 Info Tech Direct Charges	6,942	3,806	3,468	8,693	8,693	8,693
611600 Finance Allocation	2,389	2,407	2,768	3,918	3,918	3,918
611800 MCBEE Allocation	35	17	249	57	57	57
612100 IT Equipment Use Charges	1,565	1,093	1,780	1,780	1,780	1,780
Administrative Charges Total	26,342	22,473	24,084	31,901	31,901	31,901
Contingency						
571010 Contingency	0	0	0	32,000	32,000	32,000
Contingency Total	0	0	0	32,000	32,000	32,000
Ending Fund Balance						
573010 Unapprop Ending Fund Balance	0	0	65,787	44,291	44,291	44,291
Ending Fund Balance Total	0	0	65,787	44,291	44,291	44,291
County Clerk Records Total	119,751	129,759	306,600	347,131	347,131	347,131
Clerk's Office Grand Total	2,877,160	2,778,178	3,475,364	3,724,760	3,724,760	3,724,760

MARION COUNTY FY 2021-22 BUDGET

BY DEPARTMENT

COMMUNITY SERVICES



MISSION STATEMENT

Learn, lead, and invest in bold and meaningful ways to empower families and communities to flourish.

GOALS AND OBJECTIVES

Goal 1 Administration: Provide integrated operational support to ensure all programs achieve optimum effectiveness.

Objective 1 Provide consistent and timely service to all internal and external customers, including support to advisory bodies.

Objective 2 Communicate effectively with all partners and stakeholders to ensure information is provided in an efficient, effective, and responsive manner.

Objective 3 Advise and execute to provide innovative and lasting solutions to challenging issues.

Goal 2 Viable Communities: Promote resilient communities that prosper and work in partnership to maintain and improve the quality of life.

Objective 1 Develop resilient relationships and networks throughout the county that motivate individuals to contribute to the common good.

Objective 2 Provide opportunities for residents to participate in decision-making to ensure outcomes benefit local communities.

Objective 3 Support catalytic collaborations by developing transformational relationships with community leaders from diverse disciplines and interests.

Goal 3 Economic Development: Serve as a convener and manager of Marion County's economic development strategic plan and ensure stakeholders are engaged and working toward economic growth, increased employment, and improved standards of living.

Objective 1 Establish organizational capacity, align internal governance and management, and serve as a bridge between rural and urban communities in ways that foster economic growth and development.

Objective 2 Bring together key partners and stakeholders to problem-solve and consider complex projects.

Objective 3 Create business opportunities by enhancing existing industries, supporting a healthy workforce, and fostering thriving economic ecosystems.

Objective 4 Foster a robust and seamless research and development system that is innovative, creates new markets within the natural resource industry, and promotes local assets that benefit businesses, programs, and stakeholders.

Objective 5 Partner with rural communities and stakeholders to foster the development of affordable housing, transportation options, access to recreation, and retail amenities.

MARION COUNTY FY 2021-22 BUDGET

BY DEPARTMENT

COMMUNITY SERVICES

- Objective 6 Provide oversight and management of the county's video lottery funding.

- Goal 4 County Fair: Provide effective and efficient administrative support that ensures the success of the Marion County Fair.
 - Objective 1 Support the fair through efficient support and wise fiscal management utilizing optimum management practices.
 - Objective 2 Support fair board members, provide excellent communication and program coordination, and develop creative revenue sources.
 - Objective 3 Provide excellent customer service to all fair participants through a streamlined registration process, quality coordination, and effective execution of events and activities.
 - Objective 4 Increase fair attendance by 3% annually and work with the Marion County Fair Board and event coordinators to identify events that attract fairgoers and increase fair revenues.

- Goal 5 Dog Services: Protect the people and dogs of Marion County by providing professional and courteous enforcement and sheltering services.
 - Objective 1 Enforce Marion County's dog licensing and dog control codes.
 - Objective 2 Provide shelter and care for lost dogs until they are reunited with their families or adopted.
 - Objective 3 Return as many dogs as possible to their owners, obtain positive outcomes for the remaining dogs via adoption, foster families, and transfers to other shelters or rescues.
 - Objective 4 Promote appropriate treatment of dogs and the responsibilities of dog ownership.

MARION COUNTY FY 2021-22 BUDGET

BY DEPARTMENT

COMMUNITY SERVICES

DEPARTMENT OVERVIEW

The Community Services Department is comprised six programs that provide a variety of services that include promoting viable communities and economic development, overseeing the county fair, administering dog services, and working with partners on behalf of Marion County's children, families, and communities.

The department promotes strategic alliances between community members, civic and business leaders, social and government service agencies, and other interested parties in an effort to strengthen communities and economies. Additionally, the department manages two advisory boards; maintains the county dog services program, including the operation of the shelter; provides support to implement contracts; serves as the fiscal administrator of donations received for the Marion County Reentry Initiative client fund; facilitates the county's economic development efforts, including the oversight of Marion County's Oregon Video Lottery monies; performs budget and administrative responsibilities for the Marion County Extension and 4-H Service District; and provides the management and administrative responsibilities for the county fair.

MARION COUNTY FY 2021-22 BUDGET

BY DEPARTMENT

COMMUNITY SERVICES

RESOURCE AND REQUIREMENT SUMMARY

Community Services	FY 18-19 ACTUAL	FY 19-20 ACTUAL	FY 20-21 BUDGET	FY 21-22 ADOPTED	+/- %
RESOURCES					
Licenses and Permits	285,273	276,491	282,200	282,000	-0.1%
Intergovernmental Federal	9,939	899,833	0	0	n.a.
Intergovernmental State	1,827,915	2,599,557	2,097,617	2,275,739	8.5%
Intergovernmental Local	0	17,209	0	0	n.a.
Charges for Services	369,599	333,228	390,500	228,879	-41.4%
Fines and Forfeitures	4,703	5,492	4,500	5,000	11.1%
Interest	45,351	47,292	44,600	22,500	-49.6%
Other Revenues	117,460	49,736	81,700	72,600	-11.1%
General Fund Transfers	1,799,675	1,828,845	2,191,402	2,412,976	10.1%
Other Fund Transfers	1,000	1,000	1,000	1,000	0.0%
Settlements	121,403	0	0	0	n.a.
Net Working Capital	2,560,200	2,766,667	3,086,593	1,990,259	-35.5%
TOTAL RESOURCES	7,142,519	8,825,351	8,180,112	7,290,953	-10.9%
REQUIREMENTS					
Personnel Services					
Salaries and Wages	1,021,724	1,163,015	1,307,110	1,393,259	6.6%
Fringe Benefits	632,545	721,981	857,021	908,413	6.0%
Total Personnel Services	1,654,269	1,884,995	2,164,131	2,301,672	6.4%
Materials and Services					
Supplies	54,669	49,047	75,618	62,620	-17.2%
Materials	9,617	13,009	22,165	14,171	-36.1%
Communications	10,674	10,220	12,490	18,362	47.0%
Utilities	41,800	30,104	43,681	33,047	-24.3%
Contracted Services	1,382,002	1,794,672	3,532,846	3,108,000	-12.0%
Repairs and Maintenance	16,226	22,075	27,868	111,929	301.6%
Rentals	136,684	111,076	146,880	115,350	-21.5%
Insurance	5,555	5,509	5,900	6,000	1.7%
Miscellaneous	46,699	28,066	72,925	102,204	40.1%
Total Materials and Services	1,703,925	2,063,777	3,940,373	3,571,683	-9.4%
Administrative Charges	643,905	616,986	738,807	653,589	-11.5%
Special Payments	0	849,000	0	0	n.a.
Transfers Out	373,753	324,000	824,000	324,000	-60.7%
Contingency	0	0	512,801	430,009	-16.1%
Ending Fund Balance	0	0	0	10,000	n.a.
TOTAL REQUIREMENTS	4,375,852	5,738,758	8,180,112	7,290,953	-10.9%
FTE	21.65	21.90	21.90	21.90	0.0%

MARION COUNTY FY 2021-22 BUDGET

BY DEPARTMENT

COMMUNITY SERVICES

FUNDS

Fund Name	FY 18-19 ACTUAL	FY 19-20 ACTUAL	FY 20-21 BUDGET	FY 21-22 ADOPTED	% of Total
RESOURCES					
FND 100 General Fund	735,629	809,592	910,285	1,014,774	13.9%
FND 160 Community Services Grants	144,678	61,761	71,727	66,380	0.9%
FND 165 Lottery and Economic Dev	4,209,765	5,977,984	4,907,498	4,008,979	55.0%
FND 230 Dog Services	1,437,137	1,439,845	1,733,375	1,742,854	23.9%
FND 270 County Fair	615,310	536,169	557,227	457,966	6.3%
TOTAL RESOURCES	7,142,519	8,825,351	8,180,112	7,290,953	100.0%
REQUIREMENTS					
FND 100 General Fund	735,629	809,592	910,285	1,014,774	13.9%
FND 160 Community Services Grants	119,541	26,134	71,727	66,380	0.9%
FND 165 Lottery and Economic Dev	1,717,959	3,154,937	4,907,498	4,008,979	55.0%
FND 230 Dog Services	1,392,276	1,394,037	1,733,375	1,742,854	23.9%
FND 270 County Fair	410,447	354,058	557,227	457,966	6.3%
TOTAL REQUIREMENTS	4,375,852	5,738,758	8,180,112	7,290,953	100.0%

PROGRAMS

	FY 18-19 ACTUAL	FY 19-20 ACTUAL	FY 20-21 BUDGET	FY 21-22 ADOPTED	+/- %
RESOURCES					
CS Administration	735,629	809,592	910,285	1,014,774	11.5%
Community Services Grants	65,747	11,287	2,100	2,313	10.1%
MC Reentry Initiative	78,932	50,474	69,627	64,067	-8.0%
Dog Services	1,437,137	1,439,845	1,733,375	1,742,854	0.5%
County Fair	615,310	536,169	557,227	457,966	-17.8%
Lottery and Economic Dev	4,209,765	5,977,984	4,907,498	4,008,979	-18.3%
TOTAL RESOURCES	7,142,519	8,825,351	8,180,112	7,290,953	-10.9%
REQUIREMENTS					
CS Administration	735,629	809,592	910,285	1,014,774	11.5%
Community Services Grants	59,239	9,287	2,100	2,313	10.1%
MC Reentry Initiative	60,302	16,847	69,627	64,067	-8.0%
Dog Services	1,392,276	1,394,037	1,733,375	1,742,854	0.5%
County Fair	410,447	354,058	557,227	457,966	-17.8%
Lottery and Economic Dev	1,717,959	3,154,937	4,907,498	4,008,979	-18.3%
TOTAL REQUIREMENTS	4,375,852	5,738,758	8,180,112	7,290,953	-10.9%

MARION COUNTY FY 2021-22 BUDGET

BY DEPARTMENT

COMMUNITY SERVICES

CS Administration Program

- Supports all department program areas, implements department strategic goals, complies with state and federal reporting requirements, and manages the department's budget, human resources, accounts receivable and payable, contracts, trainings, and interdepartmental coordination.
- Supports staff involvement in countywide initiatives, such as strategic planning, safety committee, emergency management, and business continuity planning.
- Provides professional staff support to the Children and Families Commission, Marion County Fair Board, community outreach to achieve department and county objectives, ad hoc task forces, the Community Resource Network, and overall department business.
- Connects available local resources to those in need through the Community Resource Network.
- Advises, executes, and innovates to provide lasting solutions to challenging issues.
- Supports the operations of the Marion County Extension and 4-H Service District.

Program Summary

Community Services	Program: CS Administration				
	FY 18-19 ACTUAL	FY 19-20 ACTUAL	FY 20-21 BUDGET	FY 21-22 ADOPTED	+/- %
RESOURCES					
General Fund Transfers	735,629	809,592	910,285	1,014,774	11.5%
TOTAL RESOURCES	735,629	809,592	910,285	1,014,774	11.5%
REQUIREMENTS					
Personnel Services	575,460	675,202	726,843	764,267	5.1%
Materials and Services	50,823	38,639	79,333	145,820	83.8%
Administrative Charges	109,346	95,751	104,109	104,687	0.6%
TOTAL REQUIREMENTS	735,628	809,592	910,285	1,014,774	11.5%
FTE	6.65	6.90	6.90	6.90	0.0%

FTE By Position Title By Program

Program: CS Administration	
Position Title	FTE
Budget Analyst 1	1.00
Community Services Director	1.00
Community Services Program Coordinator	1.00
Contracts Specialist	1.00
Office Specialist 2	1.00
Office Specialist 3	1.00
Program Coordinator 1	0.90
Program CS Administration FTE Total:	6.90

FTE Changes

There are no increases to FTE.

CS Administration Program Budget Justification

RESOURCES

The CS Administration Program is funded entirely by the General Fund.

MARION COUNTY FY 2021-22 BUDGET
BY DEPARTMENT
COMMUNITY SERVICES

REQUIREMENTS

Personnel Services increased due to normal step increases, cost of living adjustments, and related fringe benefit increases.

Materials and Services increased due to a Decision Package for licensing and maintenance of the Community Resource Network (CRN).

MARION COUNTY FY 2021-22 BUDGET

BY DEPARTMENT

COMMUNITY SERVICES

Community Services Grants Program

- Secure grants and other resources needed to mobilize the community through strategies that address systemic issues or encourage prosperous conditions within Marion County.

Program Summary

Community Services	Program: Community Services Grants				
	FY 18-19 ACTUAL	FY 19-20 ACTUAL	FY 20-21 BUDGET	FY 21-22 ADOPTED	+/- %
RESOURCES					
Interest	1,400	533	100	100	0.0%
Other Revenues	2,415	0	0	0	n.a.
General Fund Transfers	0	4,247	0	0	n.a.
Net Working Capital	61,932	6,507	2,000	2,213	10.7%
TOTAL RESOURCES	65,747	11,287	2,100	2,313	10.1%
REQUIREMENTS					
Materials and Services	49,782	388	2,000	2,313	15.7%
Administrative Charges	9,457	8,898	100	0	-100.0%
TOTAL REQUIREMENTS	59,239	9,287	2,100	2,313	10.1%

Community Services Grants Program Budget Justification

RESOURCES

Other Revenues are not anticipated.

Net Working Capital remained the same with no additional grant awards received in the prior year.

REQUIREMENTS

Materials and Services remained static from the prior year due the national COVID-19 pandemic restrictions, which prevented Family Check-Up activities.

MARION COUNTY FY 2021-22 BUDGET

BY DEPARTMENT

COMMUNITY SERVICES

MC Reentry Initiative Program

- Participates actively in design team meetings, workgroups, and the Marion County Justice Reinvestment Council.
- Provides fiscal management of donations received in support of the Marion County Reentry Initiative. Funds collected are used to address barriers to education, training, employment, medical care access, and victim assistance services.
- Aids in the development and implementation of sustainability plans, as well as identified administrative supports.

Program Summary

Community Services	Program: MC Reentry Initiative				
	FY 18-19 ACTUAL	FY 19-20 ACTUAL	FY 20-21 BUDGET	FY 21-22 ADOPTED	+/- %
RESOURCES					
Other Revenues	46,184	28,845	33,000	28,500	-13.6%
General Fund Transfers	2,000	2,000	2,000	2,000	0.0%
Other Fund Transfers	1,000	1,000	1,000	1,000	0.0%
Net Working Capital	29,748	18,630	33,627	32,567	-3.2%
TOTAL RESOURCES	78,932	50,474	69,627	64,067	-8.0%
REQUIREMENTS					
Materials and Services	23,049	14,371	61,366	50,751	-17.3%
Administrative Charges	2,500	2,476	5,460	3,316	-39.3%
Transfers Out	34,753	0	0	0	n.a.
Contingency	0	0	2,801	0	-100.0%
Ending Fund Balance	0	0	0	10,000	n.a.
TOTAL REQUIREMENTS	60,302	16,847	69,627	64,067	-8.0%

MC Reentry Initiative Program Budget Justification

RESOURCES

Total Resources for the MC Reentry Program decreased due to COVID-19 pandemic restrictions that prevented an in-person fundraising event. As a result sponsorships and client fund donations were significantly impacted.

REQUIREMENTS

Total Requirements reflects costs associated with this program area; annual reentry fundraising event, support for victim services, and removing barriers for reentry and justice reinvestment clients.

MARION COUNTY FY 2021-22 BUDGET

BY DEPARTMENT

COMMUNITY SERVICES

Dog Services Program

- Issues licenses for all dogs in Marion County.
- Provides shelter and care for lost dogs.
- Provides opportunities to the public to adopt unclaimed lost dogs.
- Provides education to the public about dogs.
- Responds to emergency calls involving dogs.
- Issues fines and warnings for violation of the dog control codes.
- Supports community outreach, systems alignment, and community engagement efforts.

Program Summary

Community Services

Program: Dog Services

	FY 18-19 ACTUAL	FY 19-20 ACTUAL	FY 20-21 BUDGET	FY 21-22 ADOPTED	+/- %
RESOURCES					
Licenses and Permits	285,273	276,491	282,200	282,000	-0.1%
Intergovernmental Federal	0	3,860	0	0	n.a.
Intergovernmental State	9,084	0	0	0	n.a.
Charges for Services	146,898	162,910	176,050	109,589	-37.8%
Fines and Forfeitures	4,703	5,492	4,500	5,000	11.1%
Interest	2,887	3,214	3,000	1,600	-46.7%
Other Revenues	23,657	14,926	12,700	8,100	-36.2%
General Fund Transfers	932,105	928,091	1,209,117	1,326,202	9.7%
Net Working Capital	32,529	44,861	45,808	10,363	-77.4%
TOTAL RESOURCES	1,437,137	1,439,845	1,733,375	1,742,854	0.5%
REQUIREMENTS					
Personnel Services	818,240	906,539	1,076,525	1,152,343	7.0%
Materials and Services	311,241	227,323	364,771	309,882	-15.0%
Administrative Charges	262,795	260,175	292,079	280,629	-3.9%
TOTAL REQUIREMENTS	1,392,276	1,394,037	1,733,375	1,742,854	0.5%
FTE	12.00	12.00	12.00	12.00	0.0%

FTE By Position Title By Program

Program: Dog Services	
Position Title	FTE
Dog Control Officer	2.00
Office Specialist 2	1.00
Office Specialist 2 (Bilingual)	1.00
Office Specialist 3	1.00
Office Specialist 4	1.00
Shelter Manager	1.00
Shelter Operations Manager	1.00
Shelter Technician	3.00
Veterinary Technician	1.00
Program Dog Services FTE Total:	12.00

MARION COUNTY FY 2021-22 BUDGET
BY DEPARTMENT
COMMUNITY SERVICES

FTE Changes

There are no FTE changes.

Dog Services Program Budget Justification

RESOURCES

Overall, Resources for the Dog Services program decreased due to COVID-19 pandemic related restrictions, including limited public access, canceled events and dogs being sent to foster care facilities instead of being housed and adopted out of the shelter.

The decrease in Net Working Capital is due to donations being used in the prior fiscal year to support shelter activities.

REQUIREMENTS

Personnel Services increased due to normal step increases, cost of living adjustments, and related fringe benefits.

Overall, Requirements for the Dog Services Program remained the same compared to the prior fiscal year, however veterinary services, other contracted services and building maintenance were adjusted to accommodate a veterinary surgical suite at the shelter. This was made possible due to COVID-19 pandemic restrictions, which precipitated the elimination of the Adults In Custody contract through the Sheriff's Office, staff members taking on additional responsibilities that were previously outsourced, and an increased use of foster care for sheltered dogs.

MARION COUNTY FY 2021-22 BUDGET

BY DEPARTMENT

COMMUNITY SERVICES

County Fair Program

- Provides a showcase for agricultural education and a positive environment for Marion County's youth and adult competitors. The Marion County Fair is the gateway for winning exhibitors to compete at the Oregon State Fair.
- Provides a platform for county residents to showcase their art, flowers, foods, textiles, hobbies, poetry, table setting, and animals.
- Provides administrative support for the Marion County Fair Board, which is the body charged with organizing, promoting, and managing the fair.
- Accomplishes goals articulated in the fair strategic plan, which serves as the preparation and staging guide for the annual fair.

Program Summary

Community Services

Program: County Fair

	FY 18-19 ACTUAL	FY 19-20 ACTUAL	FY 20-21 BUDGET	FY 21-22 ADOPTED	+/- %
RESOURCES					
Intergovernmental State	53,167	53,167	53,167	53,167	0.0%
Intergovernmental Local	0	17,209	0	0	n.a.
Charges for Services	222,651	170,318	214,450	119,290	-44.4%
Interest	1,428	2,231	1,500	1,800	20.0%
Other Revenues	45,204	3,466	36,000	36,000	0.0%
General Fund Transfers	129,940	84,915	70,000	70,000	0.0%
Net Working Capital	162,919	204,863	182,110	177,709	-2.4%
TOTAL RESOURCES	615,310	536,169	557,227	457,966	-17.8%
REQUIREMENTS					
Personnel Services	4,763	2,692	7,309	8,858	21.2%
Materials and Services	385,303	324,957	508,430	397,460	-21.8%
Administrative Charges	20,381	26,409	31,488	22,537	-28.4%
Contingency	0	0	10,000	29,111	191.1%
TOTAL REQUIREMENTS	410,447	354,058	557,227	457,966	-17.8%

County Fair Program Budget Justification

RESOURCES

Overall Resources for the County Fair Program decreased, due to the cancellation of the 2020 fair event because of the COVID-19 pandemic.

Even though a county fair is planned for 2021, there is still uncertainty regarding the event due to COVID-19 pandemic restrictions. Therefore, Charges for Services decreased compared to the prior fiscal year.

REQUIREMENTS

Materials and Services decreased due to reducing the 2021 fair event from a four day event to a three day event. Expenditures associated with securing major entertainment decreased. The fair will focus on securing local entertainment and activities.

MARION COUNTY FY 2021-22 BUDGET

BY DEPARTMENT

COMMUNITY SERVICES

Lottery and Economic Dev Program

- Develops policies and procedures that guide the department in its administration of Oregon Lottery Fund allocations, including contract management and program compliance monitoring.
- Performs transparent fiscal management of the county's economic development budget.
- Promotes and represents the county's economic development interests through innovation, leadership, and partnerships.
- Facilitates the development, implementation, and execution of the county's economic development strategic plan that supports a comprehensive framework and addresses specific economic needs of the county and its citizens.

Program Summary

Community Services

Program: Lottery and Economic Dev

	FY 18-19 ACTUAL	FY 19-20 ACTUAL	FY 20-21 BUDGET	FY 21-22 ADOPTED	+/- %
RESOURCES					
Intergovernmental Federal	9,939	895,973	0	0	n.a.
Intergovernmental State	1,765,664	2,546,391	2,044,450	2,222,572	8.7%
Charges for Services	50	0	0	0	n.a.
Interest	39,637	41,315	40,000	19,000	-52.5%
Other Revenues	0	2,500	0	0	n.a.
Settlements	121,403	0	0	0	n.a.
Net Working Capital	2,273,072	2,491,806	2,823,048	1,767,407	-37.4%
TOTAL RESOURCES	4,209,765	5,977,984	4,907,498	4,008,979	-18.3%
REQUIREMENTS					
Personnel Services	255,806	300,562	353,454	376,204	6.4%
Materials and Services	883,727	1,458,097	2,924,473	2,665,457	-8.9%
Administrative Charges	239,426	223,277	305,571	242,420	-20.7%
Special Payments	0	849,000	0	0	n.a.
Transfers Out	339,000	324,000	824,000	324,000	-60.7%
Contingency	0	0	500,000	400,898	-19.8%
TOTAL REQUIREMENTS	1,717,959	3,154,937	4,907,498	4,008,979	-18.3%
FTE	3.00	3.00	3.00	3.00	0.0%

FTE By Position Title By Program

Program: Lottery and Economic Dev	
Position Title	FTE
Economic Development Coordinator	1.00
Management Analyst 2	2.00
Program Lottery and Economic Dev FTE Total:	3.00

FTE Changes

There are no FTE changes.

MARION COUNTY FY 2021-22 BUDGET

BY DEPARTMENT

COMMUNITY SERVICES

Lottery and Economic Dev Program Budget Justification

RESOURCES

Intergovernmental State comprises Oregon Video Lottery distributions. Lottery distributions are projected to increase despite an uncertain fourth quarter in the prior fiscal year due to statewide COVID-19 closures.

The decrease in Net Working Capital is due to the countywide response to the Beachie Creek wildfires and Santiam Canyon support, including a contract with Mid-Willamette Valley Council of Governments for the implementation of a North Santiam Sewer Authority.

REQUIREMENTS

Personnel Services increased due to normal step increases, cost of living adjustments, and related fringe benefit increases.

Decreases in Requirements results from emergency response to the Santiam Canyon and Beachie Creek wildfire in the prior fiscal year.

MARION COUNTY FY 2021-22 BUDGET

BY DEPARTMENT

COMMUNITY SERVICES

KEY DEPARTMENT ACCOMPLISHMENTS

- Through the Economic Development Program, \$849,000 in grants was issued to support 752 small businesses impacted by COVID-19 pandemic closures. These funds were leveraged for a regional match for an additional \$1,550,000 in funding from Business Oregon to Marion County small businesses.
- The Economic Development Program assisted in the formation of the North Santiam Sewer Authority. The drafting of the North Santiam Joint Sewer Master Plan is underway and expected to be complete by fiscal year 2021-22.
- The Community Resource Network (CRN) received an update, including new features and expanded tutorials to enhance user experience, and be more successful in addressing unmet needs of organizations and residents in Marion County. During 2020, there were 141 requests fulfilled through postings on the CRN.
- Despite the impacts of COVID-19, the Children and Families Commission stayed focused on its Hope Alive project to improve the quality of life for children and families in northeast Salem by engaging school principals, philanthropists, and leaders from the faith and business communities. In addition, CFC co-organized a Community Cafe training for 20 parents and 28 local organizational staff.
- Due to the COVID-19 pandemic, the in-person Marion County Reentry Initiative fundraising event had to be canceled, instead, an online campaign was initiated to fundraise for the purpose of addressing barriers to education, employment, supports, and medical care for program participants.
- Marion County Dog Services initiated a Dog Welfare Check pilot program in response to issues raised in the cruelty and neglect task force initiated the previous year.
- Marion County Dog Services responded to the Beachie Creek Fires by providing both hands-on assistance at the fairgrounds, and emergency boarding at the shelter for owner-owned dogs and cats displaced by the fires.
- With the COVID-19 pandemic and subsequent mass gathering restrictions in place, the traditional Marion County Fair could not be held. Fair organizers pivoted and held a virtual fair for the 4-H and Future Farmers of America (FFA) student participants and for the public competition participants. There were 461 projects from 229 student 4-H exhibitors and 241 projects in public competitions from 68 participants.

MARION COUNTY FY 2021-22 BUDGET
BY DEPARTMENT
COMMUNITY SERVICES

KEY INDICATORS

1: Support of Reintegration into Communities

Definition and Purpose

On behalf of the Marion County Reentry Initiative, the Community Services Department helps to increase awareness of reentry issues, fundraise, and manage funds that can be used to address factors that contribute to recidivism.

Significance

This Key Indicator ties to the county's strategic plan relating to public safety, specifically Goal #1: Pursue a safe and secure community by protecting the people, property, and economy of Marion County.

Data Units Fiscal Year

Marion County Client Services Fund

FY 17-18 Actual	FY 18-19 Actual	FY 19-20 Actual	FY 20-21 Estimate	FY 21-22 Estimate
\$18,415	\$39,184	\$21,344	\$18,000	\$15,000

Explanation of Trends and Changes

The Marion County Client Services Fund supports reintegration of previously incarcerated individuals by removing barriers to successful transition into the community. Due to COVID-19 restrictions, last year's in-person event was canceled and an online fundraising campaign event was held in its place. Unfortunately, it was not as successful as prior years, but it did continue to maintain momentum in the program and an in-person event is anticipated for the 2021-22 fiscal year.

2: Return of Dogs to the Community and Increased Licensing

Definition and Purpose

Marion County Dog Services uses animal sheltering best practices to produce the best outcome for every sheltered dog. This Key Indicator measures the number of dogs that are reunited with their owners, adopted, or placed in another safe environment, as well as the number of licenses issued. Returning dogs to their owners and releasing healthy, safe dogs back into the community via adoption and rescue are primary goals of Marion County Dog Services.

Significance

Marion County Dog Services is responsible for enforcing all provisions of Marion County Code 6.05, including dog licensing and control ordinances. The use of animal sheltering best practices in a shelter's daily decision-making typically results in a return to the community - or live release - rate of 90 to 94 percent. A key goal of the shelter is to return dogs to their owners and to obtain positive outcomes for as many dogs as safely possible through adoption, fostering, rescue groups, and other partnering shelters. This indicator links to Marion County Goal #3 Health and Community Services: Promote the overall health of people in Marion County by improving the delivery of quality health services and supporting community-based prevention efforts.

The county's dog control code requires the licensing of dogs by six months of age or when a dog has its permanent canine teeth, whichever happens first. Licensing of dogs keeps our community safe and the revenues collected help to support the Dog Services Program. When a dog is licensed, it increases the likelihood of reuniting a dog with their family, contributes to public safety, and helps to control the spread of rabies to humans.

MARION COUNTY FY 2021-22 BUDGET
BY DEPARTMENT
COMMUNITY SERVICES

Data Units

Percent of lost dogs returned to the community.

FY 17-18 Actual	FY 18-19 Actual	FY 19-20 Actual	FY 20-21 Estimate	FY 21-22 Estimate
Return to the community = 93.8%	Return to the community = 94.4%	Return to the community = 94%	Return to the community = 94%	Return to community = 94%

Licenses issued.

FY 17-18 Actual	FY 18-19 Actual	FY 19-20 Actual	FY 20-21 Estimate	FY 21-22 Estimate
New/renewal licenses = 13,165	New/renewal licenses = 11,298	New/renewal licenses = 9,603	New/renewal license = 12,000	New/renewal license = 15,000

Explanation of Trends and Changes

As the shelter’s Live Release Rate (LRR) exceeds 90%, the average number of days a dog remains in the shelter rises. Therefore, to combat the rising cost of caring for lost and stray dogs that become eligible for adoption, the shelter has expanded its Foster Families Program. Additionally, the shelter continues to maintain partnerships with rescue groups and other shelters, as well as working strategically with the community to support specific costs, such as food, enrichment, and other donated items.

Dog licensing is projected to increase in FY 2021-22 due to the implementation of the online licensing option. As the general public transitions its buying behavior to favor online access, the ability to conduct shelter business through online options becomes more important. Dog Services began its online licensing campaign in April 2020.

In FY 2020-21, the projected number of new or renewed dog licenses is 12,000, which represents a 20% increase over FY 2019-20 actual. Licensing efforts for FY 2021-22 are estimated to produce an additional 20% increase in new or renewed dog licenses issued due to the online licensing option.

3: Economic Development Projects

Definition and Purpose

Oregon law requires that 2.5% of Oregon Video Lottery net profits be transferred to Oregon counties for local economic development. The public views the economic health of the community in very practical and personal terms, such as the cost of housing compared to income, and commute time to work. The private sector business community looks closely at the cost and ease of doing business and the availability of helpful resources. Marion County is committed to creating a healthy economic environment for residents and businesses alike to grow and thrive.

Lottery funding supports activities aimed at helping communities thrive as great places to live, work, raise a family, and start and grow a business. A portion of lottery funding supports community development, infrastructure projects, organizations that focus on economic development, private businesses, and other economic development priorities.

MARION COUNTY FY 2021-22 BUDGET
BY DEPARTMENT
COMMUNITY SERVICES

Significance

The calendar year Key Indicators measure housing costs, annual income, and travel time to work, which are some indications of community economic vitality. Economic development programs strive for a beneficial, or at least a neutral, effect on these important considerations. Marion County has a role and some influence on housing and transportation in the county. The housing figures and commute data are from the US Census.

The fiscal year Key Indicators measures funding invested in rural communities and local businesses; regional organizations that promote business recruitment, business retention, and tourism; economic development in the 20 cities within Marion County. These selected indicators support the county strategic priority for economic development and supports the Marion County Goal #5: Demonstrate a supportive attitude toward employers, businesses, and property owners that promote economic development, and high standards of living in Marion County.

The economic development team will be reviewing these indicators in the coming year and may alter some of the economic indicators in the future.

Data Units Calendar Year

Median Monthly Housing Cost

CY 2016 Actual	CY 2017 Actual	CY 2018 Actual	CY 2019 Actual	CY 2020 Actual
\$939	\$939	\$939	\$941	\$1,026

Median Annual Income

CY 2016 Actual	CY 2017 Actual	CY 2018 Actual	CY 2019 Actual	CY 2020 Actual
\$50,775	\$50,775	\$50,775	\$56,097	\$59,625

Housing Cost as a Percentage of Median Income

CY 2016 Actual	CY 2017 Actual	CY 2018 Actual	CY 2019 Actual	CY 2020 Actual
22%	22%	22%	20%	21%

Mean Travel Time to Work

CY 2016 Actual	CY 2017 Actual	CY 2018 Actual	CY 2019 Actual	CY 2020 Actual
23.0	23.0	23.0	23.7	23.7

Data Units Fiscal Year

Community Projects Grants Awarded

FY 17-18 Actual	FY 18-19 Actual	FY 19-20 Actual	FY 20-21 Estimate	FY 21-22 Estimate
\$58,134 across 9 awards	\$35,800 across 3 awards	\$60,000 across 5 awards	\$73,308 across 3 awards	\$0

Regional or Countywide Grants

FY 17-18 Actual	FY 18-19 Actual	FY 19-20 Actual	FY 20-21 Estimate	FY 21-22 Estimate
\$445,000 across 4 awards	\$845,000 across 4 awards	\$385,00 across 3 awards	\$385,000 across 3 awards	\$385,000 across 3 awards

Community Prosperity Initiative

FY 17-18 Actual	FY 18-19 Actual	FY 19-20 Actual	FY 20-21 Estimate	FY 21-22 Estimate
n/a	n/a	\$315,000	\$300,000	\$345,000

MARION COUNTY FY 2021-22 BUDGET
BY DEPARTMENT
COMMUNITY SERVICES

Explanation of Trends and Changes

Commuter and housing median data shows that Marion County remains an attractive place to live, work, and operate a business. In the future, the strong national and state economy, housing pressure influenced partly by issues in the Portland Metro area, and supply of available land may have a negative effect on these quality-of-life indicators. There are a number of nuanced facets that can be explored to inform policy options.

Regional or Countywide Grants show Marion County’s commitment to the vitality of the economic ecosystem by supporting the Strategic Economic Development Corporation (SEDCOR), Travel Salem, and the Oregon Garden. These partners steward strategic work within Marion County and provide regular reports to keep Marion County up to date on important economic opportunities, trends, and challenges.

In FY 2018-19, Marion County adopted its economic development strategic plan, which reinforced the importance of using available resources to support larger infrastructure projects and targeted project development. In FY 2019-20 Marion County dissolved the Community Project Grant (CPG) and other grant programs. In its place, Marion County implemented the Community Prosperity Initiative (CPI) that supports each city's economic development goals by helping to grow the economy, create jobs, or improve the standard of living. The increase in CPI funds for FY 2021-22 is a result of some cities not requesting their annual allocations in previous fiscal years.

4: Fair Attendance

Definition and Purpose

This indicator measures the number of people who attend the annual Marion County Fair. This provides one method of gauging interest in the county fair.

Significance

This Key Indicator supports Marion County Goal #5 Economic Development: Demonstrate a supportive attitude toward employers, businesses, and property owners that promotes economic development and high standards of livability in Marion County. The Marion County Fair’s purpose is to promote the diverse agricultural and cultural heritage of Marion County through active participation of its citizens and to provide a pathway for youth involved in 4-H, Future Farmers of America, and others to advance to competition at the Oregon State Fair.

Data Units Calendar Year

CY 2017 Actual	CY 2018 Actual	CY 2019 Actual	CY 2020 Actual	CY 2021 Estimate
24,122	22,951	23,500	0	25,000

Explanation of Trends and Changes

The 2020 traditional fair was not held due to the COVID-19 pandemic and state ordered restrictions which prohibited the public from attending in-person events and activities. Instead a virtual fair was held showcasing projects.

For the 2021 fair, the county hopes to hold a traditional fair; however, if state mass gathering restrictions are still in place, the fair board and county are ready to modify fair plans. Currently, the plan is to hold a traditional fair with COVID-19 pandemic safety protocols in place, and reduce the fair to a three-day event instead of four. The Fair Board has four alternative production plans that will be implemented according to Oregon's reopening plan and the Fair Board's ability to execute each plan. If an in-person fair is not allowed, a virtual fair will be implemented.

MARION COUNTY FY 2021-22 BUDGET

BY DEPARTMENT

COMMUNITY SERVICES

Resources by Fund Detail						
100 - General Fund	Actual FY 18-19	Actual FY 19-20	Budget FY 20-21	Proposed FY 21-22	Approved FY 21-22	Adopted FY 21-22
General Fund Transfers						
381100 Transfer from General Fund	735,629	809,592	910,285	1,014,774	1,014,774	1,014,774
General Fund Transfers Total	735,629	809,592	910,285	1,014,774	1,014,774	1,014,774
General Fund Total	735,629	809,592	910,285	1,014,774	1,014,774	1,014,774
160 - Community Services Grants	Actual FY 18-19	Actual FY 19-20	Budget FY 20-21	Proposed FY 21-22	Approved FY 21-22	Adopted FY 21-22
Interest						
361000 Investment Earnings	1,400	533	100	100	100	100
Interest Total	1,400	533	100	100	100	100
Other Revenues						
371000 Miscellaneous Income	381	0	0	0	0	0
372000 Over and Short	(1)	0	0	0	0	0
373100 Special Program Donations	46,219	28,845	33,000	28,500	28,500	28,500
373500 Private Foundation Grants	2,000	0	0	0	0	0
Other Revenues Total	48,599	28,845	33,000	28,500	28,500	28,500
General Fund Transfers						
381100 Transfer from General Fund	2,000	6,247	2,000	2,000	2,000	2,000
General Fund Transfers Total	2,000	6,247	2,000	2,000	2,000	2,000
Other Fund Transfers						
381180 Transfer from Comm Corrections	1,000	1,000	1,000	1,000	1,000	1,000
Other Fund Transfers Total	1,000	1,000	1,000	1,000	1,000	1,000
Net Working Capital						
392000 Net Working Capital Unrestr	91,680	25,137	35,627	34,780	34,780	34,780
Net Working Capital Total	91,680	25,137	35,627	34,780	34,780	34,780
Community Services Grants Total	144,678	61,761	71,727	66,380	66,380	66,380
165 - Lottery and Economic Dev	Actual FY 18-19	Actual FY 19-20	Budget FY 20-21	Proposed FY 21-22	Approved FY 21-22	Adopted FY 21-22
Intergovernmental Federal						
331014 US Dept of Agriculture	9,939	0	0	0	0	0
331401 Coronavirus Relief Fund	0	895,973	0	0	0	0
Intergovernmental Federal Total	9,939	895,973	0	0	0	0
Intergovernmental State						
332021 Video Lottery	1,765,664	2,546,391	2,044,450	2,222,572	2,222,572	2,222,572
Intergovernmental State Total	1,765,664	2,546,391	2,044,450	2,222,572	2,222,572	2,222,572
Charges for Services						
344999 Other Reimbursements	50	0	0	0	0	0
Charges for Services Total	50	0	0	0	0	0
Interest						
361000 Investment Earnings	39,637	41,315	40,000	19,000	19,000	19,000
Interest Total	39,637	41,315	40,000	19,000	19,000	19,000

MARION COUNTY FY 2021-22 BUDGET

BY DEPARTMENT

COMMUNITY SERVICES

165 - Lottery and Economic Dev	Actual FY 18-19	Actual FY 19-20	Budget FY 20-21	Proposed FY 21-22	Approved FY 21-22	Adopted FY 21-22
Other Revenues						
373100 Special Program Donations	0	2,500	0	0	0	0
Other Revenues Total	0	2,500	0	0	0	0
Settlements						
382100 Settlements	121,403	0	0	0	0	0
Settlements Total	121,403	0	0	0	0	0
Net Working Capital						
392000 Net Working Capital Unrestr	2,273,072	2,491,806	2,823,048	1,767,407	1,767,407	1,767,407
Net Working Capital Total	2,273,072	2,491,806	2,823,048	1,767,407	1,767,407	1,767,407
Lottery and Economic Dev Total	4,209,765	5,977,984	4,907,498	4,008,979	4,008,979	4,008,979
230 - Dog Services	Actual FY 18-19	Actual FY 19-20	Budget FY 20-21	Proposed FY 21-22	Approved FY 21-22	Adopted FY 21-22
Licenses and Permits						
322000 Dog Licenses	284,148	276,341	282,000	282,000	282,000	282,000
322020 Animal Rescue Licenses	1,125	150	200	0	0	0
Licenses and Permits Total	285,273	276,491	282,200	282,000	282,000	282,000
Intergovernmental Federal						
331401 Coronavirus Relief Fund	0	3,860	0	0	0	0
Intergovernmental Federal Total	0	3,860	0	0	0	0
Intergovernmental State						
332990 Other State Revenues	9,084	0	0	0	0	0
Intergovernmental State Total	9,084	0	0	0	0	0
Charges for Services						
341590 Impound Fees	25,750	31,292	36,000	21,204	21,204	21,204
341600 Board Fees	28,707	30,500	30,000	22,773	22,773	22,773
341605 Dog Adoption Fees	84,568	90,410	100,000	56,000	56,000	56,000
341950 Retail Sales	723	587	500	250	250	250
341998 Dog Shelter Donation Credits	(1,199)	(2,500)	0	0	0	0
341999 Other Fees	5,597	6,409	6,800	5,862	5,862	5,862
342910 Public Records Request Charges	0	57	0	0	0	0
344999 Other Reimbursements	2,752	6,155	2,750	3,500	3,500	3,500
Charges for Services Total	146,898	162,910	176,050	109,589	109,589	109,589
Fines and Forfeitures						
351100 Dog Fines	4,703	5,492	4,500	5,000	5,000	5,000
Fines and Forfeitures Total	4,703	5,492	4,500	5,000	5,000	5,000
Interest						
361000 Investment Earnings	2,887	3,214	3,000	1,600	1,600	1,600
Interest Total	2,887	3,214	3,000	1,600	1,600	1,600
Other Revenues						
371000 Miscellaneous Income	152	8	100	50	50	50

MARION COUNTY FY 2021-22 BUDGET

BY DEPARTMENT

COMMUNITY SERVICES

230 - Dog Services	Actual FY 18-19	Actual FY 19-20	Budget FY 20-21	Proposed FY 21-22	Approved FY 21-22	Adopted FY 21-22
Other Revenues						
371100 Recoveries from Collections	1,899	2,322	1,600	250	250	250
372000 Over and Short	(36)	(78)	0	0	0	0
373100 Special Program Donations	20,442	12,674	11,000	7,800	7,800	7,800
373500 Private Foundation Grants	1,200	0	0	0	0	0
Other Revenues Total	23,657	14,926	12,700	8,100	8,100	8,100
General Fund Transfers						
381100 Transfer from General Fund	932,105	928,091	1,209,117	1,326,202	1,326,202	1,326,202
General Fund Transfers Total	932,105	928,091	1,209,117	1,326,202	1,326,202	1,326,202
Net Working Capital						
391000 Net Working Capital Restricted	32,529	44,822	45,784	10,363	10,363	10,363
392000 Net Working Capital Unrestr	0	39	24	0	0	0
Net Working Capital Total	32,529	44,861	45,808	10,363	10,363	10,363
Dog Services Total	1,437,137	1,439,845	1,733,375	1,742,854	1,742,854	1,742,854
270 - County Fair	Actual FY 18-19	Actual FY 19-20	Budget FY 20-21	Proposed FY 21-22	Approved FY 21-22	Adopted FY 21-22
Intergovernmental State						
332200 County Fair Subsidies	53,167	53,167	53,167	53,167	53,167	53,167
Intergovernmental State Total	53,167	53,167	53,167	53,167	53,167	53,167
Intergovernmental Local						
335950 Local Government Grants	0	17,209	0	0	0	0
Intergovernmental Local Total	0	17,209	0	0	0	0
Charges for Services						
341530 Gate Receipts	58,107	63,505	60,000	30,000	30,000	30,000
341540 Food Booth Fees	37,945	38,644	35,500	30,000	30,000	30,000
341550 Commercial Space Rental Fees	15,055	8,162	15,000	8,000	8,000	8,000
341555 Sponsor Fees	83,285	30,000	75,000	30,000	30,000	30,000
341560 Carnival Fees	16,333	20,693	18,000	13,000	13,000	13,000
341565 Stall Fees	2,745	1,790	2,750	1,790	1,790	1,790
341580 Camping Fees	8,824	7,356	8,000	6,500	6,500	6,500
341860 Grand Safety Station Fees	195	0	200	0	0	0
344999 Other Reimbursements	163	167	0	0	0	0
Charges for Services Total	222,651	170,318	214,450	119,290	119,290	119,290
Interest						
361000 Investment Earnings	1,428	2,231	1,500	1,800	1,800	1,800
Interest Total	1,428	2,231	1,500	1,800	1,800	1,800
Other Revenues						
371000 Miscellaneous Income	27,562	3,281	17,000	17,000	17,000	17,000
372000 Over and Short	(100)	20	0	0	0	0
373100 Special Program Donations	17,742	165	19,000	19,000	19,000	19,000
Other Revenues Total	45,204	3,466	36,000	36,000	36,000	36,000

MARION COUNTY FY 2021-22 BUDGET

BY DEPARTMENT

COMMUNITY SERVICES

270 - County Fair	Actual FY 18-19	Actual FY 19-20	Budget FY 20-21	Proposed FY 21-22	Approved FY 21-22	Adopted FY 21-22
General Fund Transfers						
381100 Transfer from General Fund	129,940	84,915	70,000	70,000	70,000	70,000
General Fund Transfers Total	129,940	84,915	70,000	70,000	70,000	70,000
Net Working Capital						
392000 Net Working Capital Unrestr	162,919	204,863	182,110	177,709	177,709	177,709
Net Working Capital Total	162,919	204,863	182,110	177,709	177,709	177,709
County Fair Total	615,310	536,169	557,227	457,966	457,966	457,966
Community Services Grand Total	7,142,519	8,825,351	8,180,112	7,290,953	7,290,953	7,290,953

MARION COUNTY FY 2021-22 BUDGET

BY DEPARTMENT

COMMUNITY SERVICES

Requirements by Fund Detail

100 - General Fund	Actual FY 18-19	Actual FY 19-20	Budget FY 20-21	Proposed FY 21-22	Approved FY 21-22	Adopted FY 21-22
Personnel Services						
Salaries and Wages						
511110 Regular Wages	293,015	341,181	438,028	460,346	460,346	460,346
511120 Temporary Wages	9,106	727	0	0	0	0
511130 Vacation Pay	21,276	24,019	0	0	0	0
511140 Sick Pay	6,252	11,915	0	0	0	0
511150 Holiday Pay	16,549	20,362	0	0	0	0
511160 Comp Time Pay	893	2,255	0	0	0	0
511210 Compensation Credits	13,510	14,461	14,238	14,973	14,973	14,973
511240 Leave Payoff	0	2,415	0	0	0	0
511280 Cell Phone Pay	241	181	0	0	0	0
511290 Health Insurance Waiver Pay	3,014	4,828	4,800	4,800	4,800	4,800
511420 Premium Pay	1,765	933	1,156	1,499	1,499	1,499
511450 Premium Pay Temps	1,252	0	0	0	0	0
Salaries and Wages Total	366,873	423,278	458,222	481,618	481,618	481,618
Fringe Benefits						
512010 Fringe Benefits Budget Only	0	0	428	554	554	554
512110 PERS	68,514	100,297	104,896	114,508	114,508	114,508
512120 401K	8,401	9,460	10,088	10,629	10,629	10,629
512130 PERS Debt Service	16,022	19,079	24,453	21,366	21,366	21,366
512200 FICA	27,351	31,376	34,236	36,334	36,334	36,334
512310 Medical Insurance	77,750	80,640	82,800	86,940	86,940	86,940
512320 Dental Insurance	6,993	6,999	6,960	7,320	7,320	7,320
512330 Group Term Life Insurance	625	735	824	1,096	1,096	1,096
512340 Long Term Disability Insurance	1,239	1,426	1,846	1,715	1,715	1,715
512400 Unemployment Insurance	1,106	1,271	1,372	1,441	1,441	1,441
512520 Workers Comp Insurance	142	134	200	207	207	207
512600 Wellness Program	244	274	280	280	280	280
512610 Employee Assistance Program	198	232	238	259	259	259
Fringe Benefits Total	208,587	251,924	268,621	282,649	282,649	282,649
Personnel Services Total	575,460	675,202	726,843	764,267	764,267	764,267
Materials and Services						
Supplies						
521010 Office Supplies	2,244	2,247	4,522	4,525	4,525	4,525
521070 Departmental Supplies	177	1,019	500	500	500	500
521090 Uniforms and Clothing	14	0	0	0	0	0
521110 First Aid Supplies	51	81	100	100	100	100
521190 Publications	0	569	1,200	1,200	1,200	1,200
Supplies Total	2,487	3,916	6,322	6,325	6,325	6,325

MARION COUNTY FY 2021-22 BUDGET

BY DEPARTMENT

COMMUNITY SERVICES

100 - General Fund	Actual FY 18-19	Actual FY 19-20	Budget FY 20-21	Proposed FY 21-22	Approved FY 21-22	Adopted FY 21-22
Materials and Services						
Materials						
522150 Small Office Equipment	792	914	3,000	2,000	2,000	2,000
522160 Small Departmental Equipment	31	0	0	0	0	0
522170 Computers Non Capital	5,611	2,341	2,500	2,500	2,500	2,500
522180 Software	2,055	946	1,000	1,000	1,000	1,000
Materials Total	8,490	4,201	6,500	5,500	5,500	5,500
Communications						
523010 Telephone Equipment	0	0	150	150	150	150
523040 Data Connections	1,306	642	1,000	1,000	1,000	1,000
523050 Postage	114	0	300	200	200	200
523060 Cellular Phones	1,739	1,679	1,350	1,800	1,800	1,800
523090 Long Distance Charges	0	1	100	100	100	100
Communications Total	3,159	2,323	2,900	3,250	3,250	3,250
Utilities						
524010 Electricity	4,824	5,060	4,578	4,757	4,757	4,757
524020 City Operations and St Lights	3	3	3	11	11	11
524040 Natural Gas	43	46	49	49	49	49
524050 Water	74	76	86	83	83	83
524070 Sewer	164	168	178	189	189	189
524090 Garbage Disposal and Recycling	383	332	293	307	307	307
Utilities Total	5,491	5,685	5,187	5,396	5,396	5,396
Contracted Services						
525110 Consulting Services	0	255	20,000	21,037	21,037	21,037
525450 Subscription Services	635	1,832	1,000	1,000	1,000	1,000
525710 Printing Services	292	2	1,000	1,000	1,000	1,000
525715 Advertising	405	0	500	500	500	500
525740 Document Disposal Services	79	70	250	250	250	250
525999 Other Contracted Services	10,000	595	0	0	0	0
Contracted Services Total	11,411	2,754	22,750	23,787	23,787	23,787
Repairs and Maintenance						
526010 Office Equipment Maintenance	0	0	250	250	250	250
526021 Computer Software Maintenance	0	0	0	66,547	66,547	66,547
526030 Building Maintenance	574	933	1,500	1,000	1,000	1,000
Repairs and Maintenance Total	574	933	1,750	67,797	67,797	67,797
Rentals						
527120 Motor Pool Mileage	192	831	1,000	1,000	1,000	1,000
527130 Parking	0	0	100	100	100	100
527240 Condo Assn Assessments	4,779	5,212	6,624	6,965	6,965	6,965
527300 Equipment Rental	7,699	5,251	8,000	7,500	7,500	7,500
Rentals Total	12,671	11,294	15,724	15,565	15,565	15,565

MARION COUNTY FY 2021-22 BUDGET

BY DEPARTMENT

COMMUNITY SERVICES

100 - General Fund	Actual FY 18-19	Actual FY 19-20	Budget FY 20-21	Proposed FY 21-22	Approved FY 21-22	Adopted FY 21-22
Materials and Services						
Miscellaneous						
529110 Mileage Reimbursement	283	310	600	600	600	600
529120 Commercial Travel	346	0	2,500	2,500	2,500	2,500
529130 Meals	210	422	400	400	400	400
529140 Lodging	0	1,308	1,500	1,500	1,500	1,500
529210 Meetings	1,804	2,446	3,500	3,500	3,500	3,500
529220 Conferences	0	1,945	2,000	2,000	2,000	2,000
529230 Training	3,455	734	3,000	3,000	3,000	3,000
529300 Dues and Memberships	128	143	1,000	1,000	1,000	1,000
529650 Pre Employment Costs	108	0	100	100	100	100
529740 Fairs and Shows	25	21	3,000	3,000	3,000	3,000
529910 Awards and Recognition	0	0	100	100	100	100
529999 Miscellaneous Expense	180	206	500	500	500	500
Miscellaneous Total	6,539	7,534	18,200	18,200	18,200	18,200
Materials and Services Total	50,823	38,639	79,333	145,820	145,820	145,820
Administrative Charges						
611100 County Admin Allocation	8,197	6,908	8,141	9,817	9,817	9,817
611210 Facilities Mgt Allocation	11,782	11,401	13,795	14,908	14,908	14,908
611220 Custodial Allocation	8,374	9,386	10,557	10,759	10,759	10,759
611230 Courier Allocation	257	275	299	371	371	371
611250 Risk Management Allocation	889	711	1,164	1,296	1,296	1,296
611255 Benefits Allocation	1,769	1,765	0	0	0	0
611260 Human Resources Allocation	6,750	6,573	9,960	10,972	10,972	10,972
611300 Legal Services Allocation	17,366	10,290	13,319	12,979	12,979	12,979
611400 Information Tech Allocation	13,571	13,695	12,327	9,952	9,952	9,952
611410 FIMS Allocation	10,136	10,227	7,924	8,922	8,922	8,922
611420 Telecommunications Allocation	1,963	1,605	1,411	1,434	1,434	1,434
611430 Info Tech Direct Charges	14,628	10,657	9,537	8,993	8,993	8,993
611600 Finance Allocation	7,707	7,183	9,011	8,475	8,475	8,475
611800 MCBEE Allocation	160	82	1,084	263	263	263
612100 IT Equipment Use Charges	1,497	1,093	1,780	1,246	1,246	1,246
614100 Liability Insurance Allocation	2,700	2,300	2,400	2,300	2,300	2,300
614200 WC Insurance Allocation	1,600	1,600	1,400	2,000	2,000	2,000
Administrative Charges Total	109,346	95,751	104,109	104,687	104,687	104,687
General Fund Total	735,628	809,592	910,285	1,014,774	1,014,774	1,014,774
160 - Community Services Grants	Actual FY 18-19	Actual FY 19-20	Budget FY 20-21	Proposed FY 21-22	Approved FY 21-22	Adopted FY 21-22
Materials and Services						
Contracted Services						
525155 Credit Card Fees	1,847	971	1,500	1,500	1,500	1,500
525330 Transportation Services	0	0	2,500	1,500	1,500	1,500
525440 Client Assistance	3,601	3,150	37,826	29,567	29,567	29,567

MARION COUNTY FY 2021-22 BUDGET

BY DEPARTMENT

COMMUNITY SERVICES

160 - Community Services Grants	Actual FY 18-19	Actual FY 19-20	Budget FY 20-21	Proposed FY 21-22	Approved FY 21-22	Adopted FY 21-22
Materials and Services						
525450 Subscription Services	99	388	0	0	0	0
525999 Other Contracted Services	44,609	9,955	20,040	17,313	17,313	17,313
Contracted Services Total	50,156	14,464	61,866	49,880	49,880	49,880
Miscellaneous						
529210 Meetings	7,742	36	1,500	3,184	3,184	3,184
529230 Training	461	0	0	0	0	0
529590 Special Programs Other	14,344	0	0	0	0	0
529910 Awards and Recognition	28	0	0	0	0	0
529999 Miscellaneous Expense	101	260	0	0	0	0
Miscellaneous Total	22,675	296	1,500	3,184	3,184	3,184
Materials and Services Total	72,831	14,760	63,366	53,064	53,064	53,064
Administrative Charges						
611100 County Admin Allocation	702	1,070	394	353	353	353
611400 Information Tech Allocation	2,531	1,888	1,307	797	797	797
611410 FIMS Allocation	1,810	3,352	833	701	701	701
611420 Telecommunications Allocation	336	214	123	131	131	131
611430 Info Tech Direct Charges	2,727	1,523	867	600	600	600
611600 Finance Allocation	3,551	3,158	1,744	624	624	624
611800 MCBEE Allocation	28	26	114	21	21	21
612100 IT Equipment Use Charges	272	143	178	89	89	89
Administrative Charges Total	11,957	11,374	5,560	3,316	3,316	3,316
Transfers Out						
561180 Transfer to Comm Corrections	34,753	0	0	0	0	0
Transfers Out Total	34,753	0	0	0	0	0
Contingency						
571010 Contingency	0	0	2,801	0	0	0
Contingency Total	0	0	2,801	0	0	0
Ending Fund Balance						
573010 Unapprop Ending Fund Balance	0	0	0	10,000	10,000	10,000
Ending Fund Balance Total	0	0	0	10,000	10,000	10,000
Community Services Grants Total	119,541	26,134	71,727	66,380	66,380	66,380
165 - Lottery and Economic Dev						
Personnel Services						
Salaries and Wages						
511110 Regular Wages	143,875	176,780	217,220	231,791	231,791	231,791
511130 Vacation Pay	7,813	6,373	0	0	0	0
511140 Sick Pay	1,213	4,632	0	0	0	0
511150 Holiday Pay	7,736	10,212	0	0	0	0

MARION COUNTY FY 2021-22 BUDGET

BY DEPARTMENT

COMMUNITY SERVICES

165 - Lottery and Economic Dev	Actual FY 18-19	Actual FY 19-20	Budget FY 20-21	Proposed FY 21-22	Approved FY 21-22	Adopted FY 21-22
Personnel Services						
511240 Leave Payoff	4,948	1,991	0	0	0	0
Salaries and Wages Total	165,584	199,988	217,220	231,791	231,791	231,791
Fringe Benefits						
512110 PERS	22,071	23,158	49,853	55,282	55,282	55,282
512120 401K	2,024	1,785	2,048	2,148	2,148	2,148
512130 PERS Debt Service	15,638	11,257	11,621	10,315	10,315	10,315
512200 FICA	12,420	14,931	16,567	17,682	17,682	17,682
512310 Medical Insurance	33,473	43,862	49,680	52,164	52,164	52,164
512320 Dental Insurance	3,052	3,660	4,176	4,392	4,392	4,392
512330 Group Term Life Insurance	275	347	409	550	550	550
512340 Long Term Disability Insurance	570	720	916	864	864	864
512400 Unemployment Insurance	497	600	652	695	695	695
512520 Workers Comp Insurance	54	60	90	90	90	90
512600 Wellness Program	83	106	120	120	120	120
512610 Employee Assistance Program	66	90	102	111	111	111
Fringe Benefits Total	90,222	100,574	136,234	144,413	144,413	144,413
Personnel Services Total	255,806	300,562	353,454	376,204	376,204	376,204
Materials and Services						
Supplies						
521010 Office Supplies	39	419	600	600	600	600
Supplies Total	39	419	600	600	600	600
Materials						
522150 Small Office Equipment	0	0	2,155	2,155	2,155	2,155
522170 Computers Non Capital	0	1,489	0	0	0	0
522180 Software	0	5,871	3,000	3,266	3,266	3,266
Materials Total	0	7,359	5,155	5,421	5,421	5,421
Communications						
523040 Data Connections	602	1,299	1,500	2,500	2,500	2,500
523050 Postage	46	0	0	0	0	0
523060 Cellular Phones	617	1,621	2,000	2,800	2,800	2,800
Communications Total	1,265	2,920	3,500	5,300	5,300	5,300
Contracted Services						
525360 Public Works Services	0	4,720	0	0	0	0
525450 Subscription Services	190	1,363	3,268	2,006	2,006	2,006
525710 Printing Services	0	46	150	150	150	150
525715 Advertising	20	0	1,800	1,800	1,800	1,800
525999 Other Contracted Services	870,916	1,429,784	2,879,689	2,590,000	2,590,000	2,590,000
Contracted Services Total	871,126	1,435,913	2,884,907	2,593,956	2,593,956	2,593,956

MARION COUNTY FY 2021-22 BUDGET

BY DEPARTMENT

COMMUNITY SERVICES

165 - Lottery and Economic Dev	Actual FY 18-19	Actual FY 19-20	Budget FY 20-21	Proposed FY 21-22	Approved FY 21-22	Adopted FY 21-22
Materials and Services						
Repairs and Maintenance						
526021 Computer Software Maintenance	0	0	0	2,187	2,187	2,187
Repairs and Maintenance Total	0	0	0	2,187	2,187	2,187
Rentals						
527120 Motor Pool Mileage	0	0	1,000	1,000	1,000	1,000
527130 Parking	32	0	650	650	650	650
Rentals Total	32	0	1,650	1,650	1,650	1,650
Miscellaneous						
529110 Mileage Reimbursement	3,250	3,066	4,500	7,182	7,182	7,182
529120 Commercial Travel	602	835	4,000	4,000	4,000	4,000
529130 Meals	261	394	2,810	2,810	2,810	2,810
529140 Lodging	1,358	1,156	4,000	4,000	4,000	4,000
529210 Meetings	1,254	810	2,000	2,000	2,000	2,000
529220 Conferences	2,041	4,565	4,557	29,557	29,557	29,557
529230 Training	1,733	300	5,744	5,744	5,744	5,744
529300 Dues and Memberships	750	360	1,050	1,050	1,050	1,050
529999 Miscellaneous Expense	17	0	0	0	0	0
Miscellaneous Total	11,266	11,486	28,661	56,343	56,343	56,343
Materials and Services Total	883,727	1,458,097	2,924,473	2,665,457	2,665,457	2,665,457
Administrative Charges						
611100 County Admin Allocation	16,471	13,730	21,634	23,583	23,583	23,583
611230 Courier Allocation	125	137	159	181	181	181
611250 Risk Management Allocation	434	347	613	603	603	603
611255 Benefits Allocation	863	879	0	0	0	0
611260 Human Resources Allocation	3,294	3,275	5,329	5,323	5,323	5,323
611300 Legal Services Allocation	764	948	2,613	2,586	2,586	2,586
611400 Information Tech Allocation	50,208	50,998	62,569	45,786	45,786	45,786
611410 FIMS Allocation	37,110	37,325	40,683	41,809	41,809	41,809
611420 Telecommunications Allocation	7,292	5,830	7,241	6,846	6,846	6,846
611430 Info Tech Direct Charges	54,542	39,331	48,263	42,266	42,266	42,266
611600 Finance Allocation	60,124	64,195	99,912	64,599	64,599	64,599
611800 MCBEE Allocation	588	297	5,566	1,231	1,231	1,231
612100 IT Equipment Use Charges	5,511	4,085	8,989	5,607	5,607	5,607
614100 Liability Insurance Allocation	1,300	1,100	1,300	1,100	1,100	1,100
614200 WC Insurance Allocation	800	800	700	900	900	900
Administrative Charges Total	239,426	223,277	305,571	242,420	242,420	242,420
Special Payments						
551400 Community Support	0	849,000	0	0	0	0
Special Payments Total	0	849,000	0	0	0	0

MARION COUNTY FY 2021-22 BUDGET

BY DEPARTMENT

COMMUNITY SERVICES

165 - Lottery and Economic Dev	Actual FY 18-19	Actual FY 19-20	Budget FY 20-21	Proposed FY 21-22	Approved FY 21-22	Adopted FY 21-22
Transfers Out						
561170 Transfer to Comm Development	0	0	500,000	0	0	0
561305 Transfer to Land Use Planning	324,000	324,000	324,000	324,000	324,000	324,000
561480 Xfer to Capital Impr Projects	15,000	0	0	0	0	0
Transfers Out Total	339,000	324,000	824,000	324,000	324,000	324,000
Contingency						
571010 Contingency	0	0	500,000	400,898	400,898	400,898
Contingency Total	0	0	500,000	400,898	400,898	400,898
Lottery and Economic Dev Total	1,717,959	3,154,937	4,907,498	4,008,979	4,008,979	4,008,979
230 - Dog Services	Actual FY 18-19	Actual FY 19-20	Budget FY 20-21	Proposed FY 21-22	Approved FY 21-22	Adopted FY 21-22
Personnel Services						
Salaries and Wages						
511110 Regular Wages	394,714	434,632	612,835	659,815	659,815	659,815
511120 Temporary Wages	13,488	13,048	0	0	0	0
511130 Vacation Pay	22,160	19,358	0	0	0	0
511140 Sick Pay	15,300	24,170	0	0	0	0
511150 Holiday Pay	20,020	24,149	0	0	0	0
511160 Comp Time Pay	2,636	1,373	0	0	0	0
511180 Differential Pay	0	276	0	0	0	0
511210 Compensation Credits	3,723	3,870	3,955	4,157	4,157	4,157
511240 Leave Payoff	3,742	11,225	0	0	0	0
511280 Cell Phone Pay	15	0	0	0	0	0
511420 Premium Pay	9,026	4,587	8,046	8,925	8,925	8,925
511450 Premium Pay Temps	34	569	0	0	0	0
Salaries and Wages Total	484,859	537,257	624,836	672,897	672,897	672,897
Fringe Benefits						
512010 Fringe Benefits Budget Only	0	0	2,976	3,301	3,301	3,301
512110 PERS	69,494	104,774	141,554	158,358	158,358	158,358
512120 401K	1,700	3,346	3,900	4,182	4,182	4,182
512130 PERS Debt Service	39,137	34,230	32,998	29,547	29,547	29,547
512200 FICA	35,898	39,894	46,695	50,544	50,544	50,544
512310 Medical Insurance	165,915	166,632	198,720	208,656	208,656	208,656
512320 Dental Insurance	14,991	14,544	16,704	17,568	17,568	17,568
512330 Group Term Life Insurance	814	913	1,155	1,562	1,562	1,562
512340 Long Term Disability Insurance	1,674	1,882	2,587	2,452	2,452	2,452
512400 Unemployment Insurance	1,455	1,613	1,852	1,992	1,992	1,992
512520 Workers Comp Insurance	263	225	360	360	360	360
512600 Wellness Program	409	403	480	480	480	480
512610 Employee Assistance Program	330	342	408	444	444	444

MARION COUNTY FY 2021-22 BUDGET

BY DEPARTMENT

COMMUNITY SERVICES

230 - Dog Services	Actual FY 18-19	Actual FY 19-20	Budget FY 20-21	Proposed FY 21-22	Approved FY 21-22	Adopted FY 21-22
Personnel Services						
512700 County HSA Contributions	1,300	488	1,300	0	0	0
Fringe Benefits Total	333,381	369,282	451,689	479,446	479,446	479,446
Personnel Services Total	818,240	906,539	1,076,525	1,152,343	1,152,343	1,152,343
Materials and Services						
Supplies						
521010 Office Supplies	2,947	3,134	3,000	3,100	3,100	3,100
521030 Field Supplies	(148)	511	898	750	750	750
521050 Janitorial Supplies	10,294	11,057	13,500	3,500	3,500	3,500
521070 Departmental Supplies	7,127	4,656	12,036	9,045	9,045	9,045
521080 Food Supplies	2,891	346	1,000	1,000	1,000	1,000
521090 Uniforms and Clothing	206	2,413	2,100	1,400	1,400	1,400
521100 Medical Supplies	7,009	7,616	16,508	14,000	14,000	14,000
521110 First Aid Supplies	0	47	0	0	0	0
521120 Drugs	6,048	3,554	7,000	3,500	3,500	3,500
521140 Vaccines	10,460	6,676	6,604	12,000	12,000	12,000
521170 Educational Supplies	42	313	100	50	50	50
521190 Publications	0	0	50	50	50	50
521210 Gasoline	5,138	4,330	5,000	5,500	5,500	5,500
521300 Safety Clothing	48	0	800	700	700	700
Supplies Total	52,062	44,652	68,596	54,595	54,595	54,595
Materials						
522060 Sign Materials	332	238	200	200	200	200
522150 Small Office Equipment	445	158	1,600	1,100	1,100	1,100
522160 Small Departmental Equipment	0	0	850	600	600	600
522170 Computers Non Capital	0	0	7,500	1,000	1,000	1,000
522500 Materials for Resale	0	304	0	0	0	0
Materials Total	777	700	10,150	2,900	2,900	2,900
Communications						
523010 Telephone Equipment	0	0	100	100	100	100
523040 Data Connections	2,320	1,438	1,600	3,200	3,200	3,200
523050 Postage	21	0	45	45	45	45
523060 Cellular Phones	3,086	3,299	4,000	6,047	6,047	6,047
523090 Long Distance Charges	215	234	225	300	300	300
523100 Radios and Accessories	529	0	0	0	0	0
Communications Total	6,171	4,970	5,970	9,692	9,692	9,692
Utilities						
524010 Electricity	17,257	15,288	16,072	15,635	15,635	15,635
524020 City Operations and St Lights	8	0	8	4	4	4
524040 Natural Gas	3,459	7,246	6,222	8,332	8,332	8,332
524050 Water	4,723	0	4,867	633	633	633

MARION COUNTY FY 2021-22 BUDGET

BY DEPARTMENT

COMMUNITY SERVICES

230 - Dog Services	Actual FY 18-19	Actual FY 19-20	Budget FY 20-21	Proposed FY 21-22	Approved FY 21-22	Adopted FY 21-22
Materials and Services						
524070 Sewer	9,273	0	9,699	1,420	1,420	1,420
524090 Garbage Disposal and Recycling	1,588	1,884	1,626	1,627	1,627	1,627
Utilities Total	36,309	24,419	38,494	27,651	27,651	27,651
Contracted Services						
525110 Consulting Services	0	21	500	500	500	500
525155 Credit Card Fees	5,409	5,937	7,500	10,000	10,000	10,000
525305 Veterinary Services	42,446	35,974	78,476	67,663	67,663	67,663
525320 Food Services	39	0	0	0	0	0
525360 Public Works Services	410	84	0	0	0	0
525450 Subscription Services	390	425	552	1,000	1,000	1,000
525710 Printing Services	1,179	1,731	2,500	2,000	2,000	2,000
525715 Advertising	1,300	773	600	600	600	600
525735 Mail Services	7,974	6,276	11,000	7,500	7,500	7,500
525770 Interpreters and Translators	0	263	500	700	700	700
525999 Other Contracted Services	117,621	54,697	75,000	50,594	50,594	50,594
Contracted Services Total	176,765	106,181	176,628	140,557	140,557	140,557
Repairs and Maintenance						
526010 Office Equipment Maintenance	65	0	100	100	100	100
526014 Radio Maintenance	0	248	200	200	200	200
526021 Computer Software Maintenance	0	13,248	14,818	13,645	13,645	13,645
526030 Building Maintenance	15,587	7,645	11,000	28,000	28,000	28,000
Repairs and Maintenance Total	15,652	21,142	26,118	41,945	41,945	41,945
Rentals						
527110 Fleet Leases	14,544	14,064	14,176	11,535	11,535	11,535
527130 Parking	0	38	100	100	100	100
527300 Equipment Rental	4,840	3,983	5,500	5,500	5,500	5,500
Rentals Total	19,384	18,085	19,776	17,135	17,135	17,135
Miscellaneous						
529110 Mileage Reimbursement	68	105	250	150	150	150
529120 Commercial Travel	525	850	3,550	2,900	2,900	2,900
529130 Meals	589	239	2,100	1,300	1,300	1,300
529140 Lodging	1,206	0	4,500	2,500	2,500	2,500
529210 Meetings	204	437	1,000	1,000	1,000	1,000
529220 Conferences	0	1,445	3,319	2,900	2,900	2,900
529230 Training	708	1,143	2,500	2,500	2,500	2,500
529300 Dues and Memberships	320	238	700	237	237	237
529650 Pre Employment Costs	108	412	100	100	100	100
529830 Dog Licenses	147	1,187	500	1,500	1,500	1,500
529840 Professional Licenses	225	165	300	300	300	300
529860 Permits	20	20	20	20	20	20

MARION COUNTY FY 2021-22 BUDGET

BY DEPARTMENT

COMMUNITY SERVICES

230 - Dog Services	Actual FY 18-19	Actual FY 19-20	Budget FY 20-21	Proposed FY 21-22	Approved FY 21-22	Adopted FY 21-22
Materials and Services						
529999 Miscellaneous Expense	0	934	200	0	0	0
Miscellaneous Total	4,121	7,175	19,039	15,407	15,407	15,407
Materials and Services Total	311,241	227,323	364,771	309,882	309,882	309,882
Administrative Charges						
611100 County Admin Allocation	14,769	12,859	15,342	18,579	18,579	18,579
611210 Facilities Mgt Allocation	53,545	51,811	62,697	65,524	65,524	65,524
611230 Courier Allocation	525	565	576	736	736	736
611250 Risk Management Allocation	1,777	1,331	2,390	2,592	2,592	2,592
611255 Benefits Allocation	3,610	3,625	0	0	0	0
611260 Human Resources Allocation	13,775	13,506	19,221	21,727	21,727	21,727
611300 Legal Services Allocation	85,490	88,971	102,538	89,711	89,711	89,711
611400 Information Tech Allocation	21,166	23,138	22,226	17,519	17,519	17,519
611410 FIMS Allocation	15,624	16,829	14,512	15,950	15,950	15,950
611420 Telecommunications Allocation	3,085	2,620	2,577	2,608	2,608	2,608
611430 Info Tech Direct Charges	23,056	17,762	17,051	16,187	16,187	16,187
611600 Finance Allocation	15,212	17,871	19,959	18,290	18,290	18,290
611800 MCBEE Allocation	248	134	1,986	470	470	470
612100 IT Equipment Use Charges	2,313	1,853	3,204	2,136	2,136	2,136
614100 Liability Insurance Allocation	4,400	3,900	3,900	3,600	3,600	3,600
614200 WC Insurance Allocation	4,200	3,400	3,900	5,000	5,000	5,000
Administrative Charges Total	262,795	260,175	292,079	280,629	280,629	280,629
Dog Services Total	1,392,276	1,394,037	1,733,375	1,742,854	1,742,854	1,742,854
270 - County Fair						
	Actual FY 18-19	Actual FY 19-20	Budget FY 20-21	Proposed FY 21-22	Approved FY 21-22	Adopted FY 21-22
Personnel Services						
Salaries and Wages						
511120 Temporary Wages	4,405	2,445	5,832	5,953	5,953	5,953
511450 Premium Pay Temps	4	47	1,000	1,000	1,000	1,000
Salaries and Wages Total	4,408	2,492	6,832	6,953	6,953	6,953
Fringe Benefits						
512110 PERS	0	0	0	1,420	1,420	1,420
512200 FICA	337	191	447	455	455	455
512400 Unemployment Insurance	13	7	0	0	0	0
512520 Workers Comp Insurance	4	2	30	30	30	30
Fringe Benefits Total	355	200	477	1,905	1,905	1,905
Personnel Services Total	4,763	2,692	7,309	8,858	8,858	8,858
Materials and Services						
Supplies						
521010 Office Supplies	82	61	100	1,100	1,100	1,100
Supplies Total	82	61	100	1,100	1,100	1,100

MARION COUNTY FY 2021-22 BUDGET

BY DEPARTMENT

COMMUNITY SERVICES

270 - County Fair	Actual FY 18-19	Actual FY 19-20	Budget FY 20-21	Proposed FY 21-22	Approved FY 21-22	Adopted FY 21-22
Materials and Services						
Materials						
522180 Software	350	749	360	350	350	350
Materials Total	350	749	360	350	350	350
Communications						
523050 Postage	66	0	100	100	100	100
523090 Long Distance Charges	13	7	20	20	20	20
Communications Total	79	7	120	120	120	120
Contracted Services						
525110 Consulting Services	30,000	35,000	35,000	35,000	35,000	35,000
525155 Credit Card Fees	481	0	100	0	0	0
525158 Armored Car Services	0	0	250	250	250	250
525225 Ambulance Services	0	0	4,500	4,500	4,500	4,500
525350 Janitorial Services	5,535	5,535	5,700	12,000	12,000	12,000
525555 Security Services	0	0	13,000	17,000	17,000	17,000
525710 Printing Services	1,559	(428)	3,220	3,220	3,220	3,220
525715 Advertising	59,342	41,994	65,000	37,600	37,600	37,600
525740 Document Disposal Services	0	10	0	0	0	0
525910 Fair 4H Contract	11,000	14,952	11,000	15,000	15,000	15,000
525915 Fair FFA Contract	6,122	2,248	6,300	6,300	6,300	6,300
525920 Fair Open Class	1,383	752	1,450	1,450	1,450	1,450
525925 Fair Entertainers	73,410	70,134	68,000	22,000	22,000	22,000
525930 Fair Events and Activities	59,825	22,324	47,931	16,000	16,000	16,000
525940 Fair Talent Show	1,175	0	1,000	0	0	0
525945 Fair Clean Up	4,286	3,571	5,200	5,500	5,500	5,500
525999 Other Contracted Services	18,427	39,268	119,044	124,000	124,000	124,000
Contracted Services Total	272,543	235,360	386,695	299,820	299,820	299,820
Rentals						
527230 Fairgrounds Rental	7,490	11,502	14,180	11,000	11,000	11,000
527231 Fairgrounds Rental in Trade	59,940	14,915	41,500	15,000	15,000	15,000
527300 Equipment Rental	5,836	0	0	0	0	0
527310 Fair Equipment Rentals	31,330	55,280	54,050	55,000	55,000	55,000
Rentals Total	104,597	81,697	109,730	81,000	81,000	81,000
Insurance						
528110 Liability Insurance Premiums	4,205	4,359	4,500	4,800	4,800	4,800
528210 Public Official Bonds	1,350	1,150	1,400	1,200	1,200	1,200
Insurance Total	5,555	5,509	5,900	6,000	6,000	6,000
Miscellaneous						
529110 Mileage Reimbursement	34	20	100	100	100	100
529130 Meals	60	85	450	450	450	450
529140 Lodging	0	0	200	200	200	200
529210 Meetings	0	15	200	200	200	200
529220 Conferences	815	875	1,100	1,100	1,100	1,100

MARION COUNTY FY 2021-22 BUDGET

BY DEPARTMENT

COMMUNITY SERVICES

270 - County Fair	Actual FY 18-19	Actual FY 19-20	Budget FY 20-21	Proposed FY 21-22	Approved FY 21-22	Adopted FY 21-22
Materials and Services						
529300 Dues and Memberships	1,000	580	2,800	2,800	2,800	2,800
529860 Permits	0	0	675	0	0	0
529999 Miscellaneous Expense	188	0	0	4,220	4,220	4,220
Miscellaneous Total	2,098	1,575	5,525	9,070	9,070	9,070
Materials and Services Total	385,303	324,957	508,430	397,460	397,460	397,460
Administrative Charges						
611100 County Admin Allocation	2,855	2,912	3,875	3,747	3,747	3,747
611230 Courier Allocation	46	49	56	62	62	62
611250 Risk Management Allocation	0	0	31	30	30	30
611255 Benefits Allocation	319	320	0	0	0	0
611260 Human Resources Allocation	1,217	1,193	1,852	1,811	1,811	1,811
611300 Legal Services Allocation	982	1,041	816	1,198	1,198	1,198
611410 FIMS Allocation	5,379	7,047	6,452	5,707	5,707	5,707
611600 Finance Allocation	9,497	13,791	17,423	9,714	9,714	9,714
611800 MCBEE Allocation	86	56	883	168	168	168
614100 Liability Insurance Allocation	0	0	100	100	100	100
Administrative Charges Total	20,381	26,409	31,488	22,537	22,537	22,537
Contingency						
571010 Contingency	0	0	10,000	29,111	29,111	29,111
Contingency Total	0	0	10,000	29,111	29,111	29,111
County Fair Total	410,447	354,058	557,227	457,966	457,966	457,966
Community Services Grand Total	4,375,852	5,738,758	8,180,112	7,290,953	7,290,953	7,290,953

MARION COUNTY FY 2021-22 BUDGET
BY DEPARTMENT
COMMUNITY SERVICES

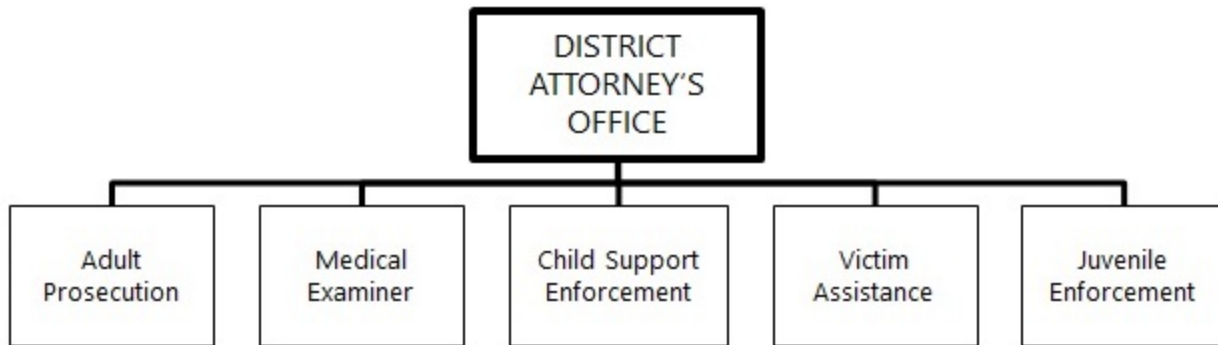
THIS PAGE HAS BEEN INTENTIONALLY LEFT BLANK

MARION COUNTY FY 2021-22 BUDGET

BY DEPARTMENT

DISTRICT ATTORNEY'S OFFICE

DISTRICT ATTORNEY'S OFFICE



MISSION STATEMENT

Seeking justice through promoting accountability for criminal offenders; interpreting, enforcing, and executing law; responding to the concerns of victims and the public; and working cooperatively with members of the justice system.

GOALS AND OBJECTIVES

- Goal 1 Aggressively prosecute and prioritize violent and person-to-person crimes through both adult prosecution and juvenile delinquency court.

- Goal 2 Protect children and families.
 - Objective 1 Support efforts of Marion County to promote child abuse prevention, early childhood development, and family preservation.
 - Objective 2 Support domestic violence prosecution team and promote Domestic Violence Council's effort to increase community awareness.
 - Objective 3 Support child abuse prosecution team and promote efforts of Marion County Child Abuse Multidisciplinary Team (MDT).

- Goal 3 Collaborate with the community and public safety partners to address substance abuse, behavioral health concerns, and support quality community corrections programs.
 - Objective 1 Promote and implement the strategic plan developed by the Marion County Public Safety Coordinating Council as established in House Bill 3194, Justice Reinvestment.
 - Objective 2 Promote and increase efforts of the Marion County Public Safety Coordinating Council to address the proliferation of controlled substances and related public safety concerns in the community.
 - Objective 3 Promote and increase efforts of the Marion County Public Safety Coordinating Council to respond to increasing behavioral health issues that are the genesis of some criminal conduct.

- Goal 4 Advocate for victims of crime and provide assistance and information that empowers victims to make informed decisions not only in their personal lives but also with regard to their participation in the criminal justice system and the exercise of their rights.
 - Objective 1 Increase victims' understanding of their rights as a victim of crime.
 - Objective 2 Increase victims' understanding of the public safety system.

MARION COUNTY FY 2021-22 BUDGET

BY DEPARTMENT

DISTRICT ATTORNEY'S OFFICE

- Objective 3 Increase level of education in the community regarding victims' rights and services available to victims of crime via coordination with local non-profits and participation in multi-disciplinary teams.

- Goal 5 Facilitate the payment of equitable child support awards and provision of health care coverage for the benefit of children.
 - Objective 1 Prompt establishment of paternity and child support awards.
 - Objective 2 Timely enforcement of child support and health insurance requirements.
 - Objective 3 Modification and adjustment of orders and records when appropriate.

- Goal 6 Promote the professional investigation of all unattended death in our county in service to our community.
 - Objective 1 Timely response to calls regarding all deaths in which decedent is not under the direct care of a physician.
 - Objective 2 Promote timely completion of death certificates for decedents' families.
 - Objective 3 Promote collaboration with the State Medical Examiner's Office in circumstances of suspicious or criminal deaths.

MARION COUNTY FY 2021-22 BUDGET

BY DEPARTMENT

DISTRICT ATTORNEY'S OFFICE

DEPARTMENT OVERVIEW

The District Attorney is an executive employee of the State of Oregon, publicly elected to a four-year term. Five separate programs operate within the District Attorney's Office: (1) Adult Criminal Prosecution, (2) Child Support Enforcement, (3) Victim Assistance, (4) Juvenile Enforcement, and (5) Medical Examiner. The public safety system is an ever-changing landscape. Prosecution occupies a central position within this environment, responding to the needs and demands of all entities responsible for public safety. To fulfill its mission of offender accountability, the District Attorney's Office envisions several fundamental principles:

- Prosecution must have sustainable, long-term funding for all core functions.
- Prosecution must have sufficient capacity to respond to the needs of its partners and of the community.
- Prosecution must be able to adapt to changing demands, encouraging a pro-active and balanced role in public safety.
- Prosecution must instill trust, confidence and security in the community.

MARION COUNTY FY 2021-22 BUDGET

BY DEPARTMENT

DISTRICT ATTORNEY'S OFFICE

RESOURCE AND REQUIREMENT SUMMARY

District Attorney's Office	FY 18-19 ACTUAL	FY 19-20 ACTUAL	FY 20-21 BUDGET	FY 21-22 ADOPTED	+/- %
RESOURCES					
Intergovernmental Federal	1,714,797	1,781,216	2,100,492	2,195,109	4.5%
Intergovernmental State	467,506	484,039	507,147	509,849	0.5%
Charges for Services	204,455	199,519	211,310	231,651	9.6%
Fines and Forfeitures	1,072	0	0	0	n.a.
Interest	1,947	2,553	2,065	745	-63.9%
Other Revenues	21,708	16,621	15,000	20,000	33.3%
General Fund Transfers	9,247,189	9,675,230	11,001,106	11,724,456	6.6%
Net Working Capital	304,880	280,928	276,795	290,602	5.0%
TOTAL RESOURCES	11,963,553	12,440,106	14,113,915	14,972,412	6.1%
REQUIREMENTS					
Personnel Services					
Salaries and Wages	6,077,922	6,375,914	7,184,762	7,637,099	6.3%
Fringe Benefits	3,450,768	3,782,573	4,344,929	4,537,450	4.4%
Total Personnel Services	9,528,689	10,158,487	11,529,691	12,174,549	5.6%
Materials and Services					
Supplies	61,534	63,405	63,070	60,529	-4.0%
Materials	26,568	75,988	57,048	38,903	-31.8%
Communications	14,082	17,015	17,908	16,550	-7.6%
Utilities	73,923	76,183	67,904	67,982	0.1%
Contracted Services	229,545	211,202	488,036	457,520	-6.3%
Repairs and Maintenance	10,493	10,371	56,645	56,781	0.2%
Rentals	99,137	109,158	128,731	135,521	5.3%
Insurance	12,859	13,647	14,620	15,620	6.8%
Miscellaneous	78,967	82,725	114,024	125,887	10.4%
Total Materials and Services	607,108	659,694	1,007,986	975,293	-3.2%
Administrative Charges	1,546,828	1,345,132	1,466,631	1,723,565	17.5%
Contingency	0	0	109,607	99,005	-9.7%
TOTAL REQUIREMENTS	11,682,625	12,163,314	14,113,915	14,972,412	6.1%
FTE	93.43	93.10	93.10	94.10	1.1%

MARION COUNTY FY 2021-22 BUDGET

BY DEPARTMENT

DISTRICT ATTORNEY'S OFFICE

FUNDS

Fund Name	FY 18-19 ACTUAL	FY 19-20 ACTUAL	FY 20-21 BUDGET	FY 21-22 ADOPTED	% of Total
RESOURCES					
FND 100 General Fund	8,736,726	9,192,578	10,486,683	11,146,319	74.4%
FND 220 Child Support	1,691,322	1,948,449	2,181,752	2,311,675	15.4%
FND 300 District Attorney Grants	1,535,505	1,299,079	1,445,480	1,514,418	10.1%
TOTAL RESOURCES	11,963,553	12,440,106	14,113,915	14,972,412	100.0%
REQUIREMENTS					
FND 100 General Fund	8,736,726	9,192,578	10,486,683	11,146,319	74.4%
FND 220 Child Support	1,691,322	1,948,449	2,181,752	2,311,675	15.4%
FND 300 District Attorney Grants	1,254,577	1,022,286	1,445,480	1,514,418	10.1%
TOTAL REQUIREMENTS	11,682,625	12,163,314	14,113,915	14,972,412	100.0%

PROGRAMS

	FY 18-19 ACTUAL	FY 19-20 ACTUAL	FY 20-21 BUDGET	FY 21-22 ADOPTED	+/- %
RESOURCES					
Adult Prosecution	7,144,998	7,685,669	8,792,476	9,401,629	6.9%
Medical Examiner	437,872	488,192	532,849	563,438	5.7%
Child Support Enforcement	1,691,322	1,948,449	2,181,752	2,311,675	6.0%
Victim Assistance	1,526,075	1,574,781	1,812,508	1,871,081	3.2%
Juvenile Enforcement	1,163,286	743,016	794,330	824,589	3.8%
TOTAL RESOURCES	11,963,553	12,440,106	14,113,915	14,972,412	6.1%
REQUIREMENTS					
Adult Prosecution	7,126,200	7,666,871	8,792,476	9,401,629	6.9%
Medical Examiner	437,872	488,192	532,849	563,438	5.7%
Child Support Enforcement	1,691,322	1,948,449	2,181,752	2,311,675	6.0%
Victim Assistance	1,459,135	1,485,710	1,812,508	1,871,081	3.2%
Juvenile Enforcement	968,096	574,092	794,330	824,589	3.8%
TOTAL REQUIREMENTS	11,682,625	12,163,314	14,113,915	14,972,412	6.1%

MARION COUNTY FY 2021-22 BUDGET

BY DEPARTMENT

DISTRICT ATTORNEY'S OFFICE

Adult Prosecution Program

- Prosecute crimes and attend all terms of court in Marion County (ORS 8.660).
- Provide crime victims constitutional and statutory rights in every criminal case.

Program Summary

District Attorney's Office

Program: Adult Prosecution

	FY 18-19 ACTUAL	FY 19-20 ACTUAL	FY 20-21 BUDGET	FY 21-22 ADOPTED	+/- %
RESOURCES					
Charges for Services	185,114	175,154	190,264	203,567	7.0%
Fines and Forfeitures	1,072	0	0	0	n.a.
General Fund Transfers	6,940,686	7,491,717	8,583,413	9,179,263	6.9%
Net Working Capital	18,126	18,798	18,799	18,799	0.0%
TOTAL RESOURCES	7,144,998	7,685,669	8,792,476	9,401,629	6.9%
REQUIREMENTS					
Personnel Services	5,784,945	6,475,213	7,318,454	7,813,007	6.8%
Materials and Services	370,542	378,495	572,795	527,701	-7.9%
Administrative Charges	970,712	813,164	897,423	1,057,117	17.8%
Contingency	0	0	3,804	3,804	0.0%
TOTAL REQUIREMENTS	7,126,200	7,666,871	8,792,476	9,401,629	6.9%
FTE	54.50	56.50	56.50	57.50	1.8%

FTE By Position Title By Program

Program: Adult Prosecution	
Position Title	FTE
Administrative Services Manager	1.00
Budget Analyst 1	1.00
Data Specialist	1.00
Deputy DA 1	7.00
Deputy DA 2	5.50
Deputy DA 3	8.00
Deputy DA 4	2.00
District Attorney	1.00
District Attorney Investigator	2.00
District Attorney Investigator (Bilingual)	1.00
Legal Assistant Supervisor	2.00
Legal Secretary 1	9.00
Legal Secretary 1 (Bilingual)	1.00
Legal Secretary 2	10.00
Office Specialist 4	1.00
Paralegal	1.00
Trial Team Supervisor	4.00
Program Adult Prosecution FTE Total:	57.50

- In addition to the above there are 2.32 FTE temporary positions.

MARION COUNTY FY 2021-22 BUDGET
BY DEPARTMENT
DISTRICT ATTORNEY'S OFFICE

FTE Changes

FTE increased 1.00 for a Data Specialist requested in a Decision Package.

Adult Prosecution Program Budget Justification

RESOURCES

The Adult Prosecution Program is primarily funded by the General Fund.

Charges for Services is funded through two Memorandums of Understanding with Health and Human Services and Sheriff's Office for a Deputy District Attorney 2 position and Deputy District Attorney 1 position, respectively.

REQUIREMENTS

Personnel Services increased due to normal step increases, cost of living adjustments, and related fringe benefit increases. In addition to the normal increases, a 1.00 FTE Data Specialist position was added via a Decision Package.

MARION COUNTY FY 2021-22 BUDGET

BY DEPARTMENT

DISTRICT ATTORNEY'S OFFICE

Medical Examiner Program

- Investigates all deaths that occur in Marion County where the deceased is not under the care of a physician (ORS Chapter 146).

Program Summary

District Attorney's Office

Program: Medical Examiner

	FY 18-19 ACTUAL	FY 19-20 ACTUAL	FY 20-21 BUDGET	FY 21-22 ADOPTED	+/- %
RESOURCES					
General Fund Transfers	437,872	488,192	532,849	563,438	5.7%
TOTAL RESOURCES	437,872	488,192	532,849	563,438	5.7%
REQUIREMENTS					
Personnel Services	372,253	406,762	441,292	459,960	4.2%
Materials and Services	30,949	31,287	36,159	38,223	5.7%
Administrative Charges	34,669	50,143	55,398	65,255	17.8%
TOTAL REQUIREMENTS	437,872	488,192	532,849	563,438	5.7%
FTE	3.33	3.50	3.50	3.50	0.0%

FTE By Position Title By Program

Program: Medical Examiner	
Position Title	FTE
Chief Medical Legal Death Investigator	1.00
Legal Secretary 1	0.50
Medical Legal Death Investigator	2.00
Program Medical Examiner FTE Total:	3.50

- In addition to the above there is .5 FTE for temporary positions.

FTE Changes

There are no FTE changes.

Medical Examiner Program Budget Justification

RESOURCES

The Medical Examiner program is funded entirely by the General Fund.

REQUIREMENTS

Personnel Services increased due to normal step increases, cost of living adjustments, and related fringe benefit increases.

Materials and Services increased due to higher fleet lease costs for a new vehicle on the replacement schedule.

MARION COUNTY FY 2021-22 BUDGET

BY DEPARTMENT

DISTRICT ATTORNEY'S OFFICE

Child Support Enforcement Program

- Establishes paternity, child support judgments, and health care coverage orders.
- Enforces child support judgments through withholding orders, liens, garnishment offsets, contempt of court, license suspensions, and passport restriction.
- Enforces health care coverage through national medical support notices and medical support orders.
- Enforces interstate cases by initiating and responding to interstate reciprocal proceedings.
- Initiates review of child support awards for possible modification when requested by one of the parties, or when health care coverage for the child(ren) changes.
- Our office is the oversight county of a Deputy District Attorney 3 Liaison position fully funded by Oregon Department of Justice. This position fosters communication between Oregon District Attorney Association, Oregon Department of Justice and within the Child Support Program (ORS 30.265).

Program Summary

District Attorney's Office

Program: Child Support Enforcement

	FY 18-19 ACTUAL	FY 19-20 ACTUAL	FY 20-21 BUDGET	FY 21-22 ADOPTED	+/- %
RESOURCES					
Intergovernmental Federal	1,151,631	1,242,498	1,386,020	1,470,051	6.1%
Intergovernmental State	140,665	296,395	317,358	320,060	0.9%
Charges for Services	19,306	24,365	21,046	28,084	33.4%
General Fund Transfers	379,721	385,192	457,328	493,480	7.9%
TOTAL RESOURCES	1,691,322	1,948,449	2,181,752	2,311,675	6.0%
REQUIREMENTS					
Personnel Services	1,415,489	1,662,923	1,856,365	1,956,234	5.4%
Materials and Services	70,562	104,377	106,609	103,130	-3.3%
Administrative Charges	205,271	181,149	218,778	252,311	15.3%
TOTAL REQUIREMENTS	1,691,322	1,948,449	2,181,752	2,311,675	6.0%
FTE	14.60	14.60	14.60	14.60	0.0%

FTE By Position Title By Program

Program: Child Support Enforcement	
Position Title	FTE
Deputy DA 2	1.00
Deputy DA 3	1.00
Deputy DA 3 (Child Support Liaison)	1.00
District Attorney Investigator	1.60
Legal Assistant Supervisor	1.00
Legal Secretary 1	1.00
Legal Secretary 1 (Bilingual)	1.00
Legal Secretary 2	3.00
Support Enforcement Agent 1	2.00
Support Enforcement Agent 2	1.00
Trial Team Supervisor	1.00
Program Child Support Enforcement FTE Total:	14.60

- In addition to the above there is a .58 FTE temporary position.

MARION COUNTY FY 2021-22 BUDGET
BY DEPARTMENT
DISTRICT ATTORNEY'S OFFICE

FTE Changes

There are no FTE changes.

Child Support Enforcement Program Budget Justification

RESOURCES

General Fund Transfers increased and is part of the match for Child Support services.

REQUIREMENTS

Personnel Services increased due to normal step increases, cost of living adjustments, and related fringe benefit increases.

MARION COUNTY FY 2021-22 BUDGET

BY DEPARTMENT

DISTRICT ATTORNEY'S OFFICE

Victim Assistance Program

- The mission of the Victim Assistance Program (VAP) is to involve crime victims and the community in a healing process that lessens the impact of crime. We accomplished this by: (1) providing direct services to victims of crime; (2) advocating for victim rights; (3) offering volunteer opportunities; (4) providing education and promoting public awareness and (5) promoting professional and agency communication.
- The Criminal Fines Account (CFA) provides funding for the director of VAP who manages the VAP staff in providing services to victims of crime, ensuring victims are notified of their rights, providing extensive volunteer opportunities and training, and collaborating with community partners.
- The Victims of Crime Act (VOCA) Noncompetitive Grant provides partial funding for the child abuse case manager, the volunteer coordinator/homicide case manager, and the juvenile program coordinator, who all provide direct victim services and supervise the provision of services in their specialty areas, in addition to participating in the recruiting, training, and supervision of community volunteers. This grant also funds six advocate positions with two being bilingual/bicultural with focus on the Latinx community.
- The Victims of Crime Act (VOCA) Competitive Grant provides funding for a restitution victim advocate. This person provides direct victim services to victims of every type of crime with a focus on property crime cases. This position also helps victims identify and provide the documentation necessary to document their losses for purposes of restitution.
- The STOP Violence Against Women Act (VAWA) grant provides funds for two family violence program coordinators whose focus is to provide direct services to victims of domestic violence, participate in the training and supervision of community volunteers who also provide direct services to victims, collaboration with partner agencies, participation in multi-disciplinary work groups and community outreach efforts.

Program Summary

District Attorney's Office

Program: Victim Assistance

	FY 18-19 ACTUAL	FY 19-20 ACTUAL	FY 20-21 BUDGET	FY 21-22 ADOPTED	+/- %
RESOURCES					
Intergovernmental Federal	463,335	538,719	714,472	725,058	1.5%
Intergovernmental State	190,660	187,644	189,789	189,789	0.0%
Interest	1,368	1,435	2,065	745	-63.9%
Other Revenues	21,708	16,621	15,000	20,000	33.3%
General Fund Transfers	811,633	763,422	802,111	832,611	3.8%
Net Working Capital	37,372	66,940	89,071	102,878	15.5%
TOTAL RESOURCES	1,526,075	1,574,781	1,812,508	1,871,081	3.2%
REQUIREMENTS					
Personnel Services	1,121,156	1,134,150	1,367,232	1,378,598	0.8%
Materials and Services	82,697	96,062	176,764	190,580	7.8%
Administrative Charges	255,282	255,499	239,634	283,627	18.4%
Contingency	0	0	28,878	18,276	-36.7%
TOTAL REQUIREMENTS	1,459,135	1,485,710	1,812,508	1,871,081	3.2%
FTE	13.73	15.00	15.00	15.00	0.0%

FTE By Position Title By Program

Program: Victim Assistance	
Position Title	FTE
Legal Secretary 1	1.00
Legal Secretary 2	1.00

MARION COUNTY FY 2021-22 BUDGET
 BY DEPARTMENT
 DISTRICT ATTORNEY'S OFFICE

Program: Victim Assistance	
Position Title	FTE
Victim Assistance Advocate	4.00
Victim Assistance Advocate (Bilingual)	2.00
Victim Assistance Manager	1.00
Victim Assistance Pgm Coordinator	4.00
Victim Assistance Pgm Coordinator (Bilingual)	2.00
Program Victim Assistance FTE Total:	15.00

FTE Changes

There were no FTE changes.

Victim Assistance Program Budget Justification

RESOURCES

Intergovernmental Federal and State funding remained consistent with the prior fiscal year.

Other Revenues increased for victim emergency services.

REQUIREMENTS

Materials and Services increased due to increased donations for victim assistance.

Contingency is budgeted for unanticipated expenditures and decreased slightly due to increased Personnel Services costs compared to the prior fiscal year.

MARION COUNTY FY 2021-22 BUDGET

BY DEPARTMENT

DISTRICT ATTORNEY'S OFFICE

Juvenile Enforcement Program

- Starts all juvenile delinquency in Marion County (ORS 419C).
- May intervene in juvenile dependency casework in Marion County (419B).

Program Summary

District Attorney's Office	Program: Juvenile Enforcement				
	FY 18-19 ACTUAL	FY 19-20 ACTUAL	FY 20-21 BUDGET	FY 21-22 ADOPTED	+/- %
RESOURCES					
Intergovernmental Federal	99,831	0	0	0	n.a.
Intergovernmental State	136,181	0	0	0	n.a.
Charges for Services	35	0	0	0	n.a.
Interest	580	1,117	0	0	n.a.
General Fund Transfers	677,277	546,708	625,405	655,664	4.8%
Net Working Capital	249,382	195,191	168,925	168,925	0.0%
TOTAL RESOURCES	1,163,286	743,016	794,330	824,589	3.8%
REQUIREMENTS					
Personnel Services	834,845	479,439	546,348	566,750	3.7%
Materials and Services	52,357	49,475	115,659	115,659	0.0%
Administrative Charges	80,893	45,178	55,398	65,255	17.8%
Contingency	0	0	76,925	76,925	0.0%
TOTAL REQUIREMENTS	968,096	574,092	794,330	824,589	3.8%
FTE	7.27	3.50	3.50	3.50	0.0%

FTE By Position Title By Program

Program: Juvenile Enforcement	
Position Title	FTE
Deputy DA 2	1.00
Deputy DA 3	1.00
Legal Secretary 1	0.50
Legal Secretary 2	1.00
Program Juvenile Enforcement FTE Total:	3.50

- In addition to the above there is a .58 FTE temporary position.

FTE Changes

There are no FTE changes.

Juvenile Enforcement Program Budget Justification

RESOURCES

The Juvenile program is primarily funded by the General Fund.

REQUIREMENTS

Personnel Services increased due to normal step increases, cost of living adjustments, and related fringe benefit increases.

Materials and Services and Contingency remained the same as the previous fiscal year.

MARION COUNTY FY 2021-22 BUDGET

BY DEPARTMENT

DISTRICT ATTORNEY'S OFFICE

KEY DEPARTMENT ACCOMPLISHMENTS

- 9,103 Criminal Cases were reviewed as submitted by 44 referring law enforcement agencies. Adult Prosecution filed 29 early disposition cases.
- Four specialty courts are handled by Deputy District Attorney's in both Adult and Juvenile Delinquency Courts: Drug Court with 49 participants, Mental Health Court with 45 participants, Veteran's Court with 16 participants and STAR Court (Juvenile) with 24 participants. These programs can be essential for the diversion of participants from prisons and/or jail and the connection to relevant treatment services. Success for participants often indicates a ripple effect for the success of their families, their children and our community.
- Continue expansion of the LEAD (Law Enforcement Assisted Diversion) program has increased services in a harm-reduction model for our hardest to serve residents. Participant results include: treatment, housing, job connectivity, reunification with family, medical intervention and accountability for pending court matters.
- The Behavioral Health Resource Prosecutor continues to increase the timeliness of cases involving defendants who cannot aid and assist in their own defense and has identified those that require Oregon State Hospital level of services as distinguished from those that can be treated and integrated back into the community. Collaborates with the Health and Human Services Department to promote these services. 36 Civil Commitment cases were presented in adult court to address behavioral health needs of individuals who are a danger to themselves or others. This effort has seen some significant challenges in the past year due to the COVID-19 pandemic and the limited admissions allowed via the OSH.
- Victim Assistance provided services to more than 10,000 new victims of crime and provided more than 164,000 services to victims of crime. Victim Assistance sent 43,937 notices to victims of crime in 2020, informing them of their rights, court dates, and case status. 93% of victims who provided feedback stated that as a result of the information provided by the Victim Assistance Program, they better understand their rights as a victim of crime. Community volunteers donated more than 15,534 hours to Victim Assistance.
- In 2020 we rolled out an additional grant funded position which has allowed us to provide extended services to all victims attending court Annex hearings. We have also increased our services in specialty court cases by providing outreach to victims whose cases are referred to the Veterans and Mental Health dockets. We have also increased our service response to those seeking emergency protective orders. This has been especially helpful during this last year as the court experienced a dramatic increase in the number of protective orders requested, and many of our local community support programs limited their services due to the pandemic. Our program filled that service gap. In 2020 there were over 700 protective orders granted by the courts. Our advocates provided services to over half of those petitioners. We continue to increase direct victim services available to victims of property crimes by continuing comprehensive services for victims of robbery and burglary. These cases have victim advocates assigned who advocate throughout the course of the case. We continue to provide advocacy services to all victims who attend grand jury, regardless of the type of crime. We have two restitution advocate positions to help ensure we fulfill our obligations for restitution. These advocates have a focused caseload serving elder and vulnerable victims and victims of property crime.
- Support Enforcement collected over \$20 million on approximately 5,100 cases, processed over 300 paternity establishments and modifications, attended approximately 1,700 court and administrative hearings and collected nearly \$49 per \$1 of county General Funds expended.
- Medical Examiner program investigated a total of 1,229 cases, including 12 homicides, 44 motor vehicle related deaths, 17 deaths of minors (under 18 years of age), approximately 55 drug/alcohol related deaths, 129 COVID deaths reported to our office, and 62 suicides.
- Juvenile Enforcement continues to increase the quality of service to youths and their families through collaboration with Oregon Department of Human Services (DHS) and provide appropriate juvenile intervention to divert youth from the criminal justice system.
- Adult, Juvenile, Victim's Assistance and Medical Examiner divisions continue implementation of a new case management system (e-Prosecutor). Those divisions will be largely paperless, allowing prosecutors, advocates and medical-legal death investigators to access case information remotely, changing our discovery process to an online portal, and maximizing efficiency for our community and customers.

MARION COUNTY FY 2021-22 BUDGET

BY DEPARTMENT

DISTRICT ATTORNEY'S OFFICE

KEY INDICATORS

1: Adult prosecution criminal cases submitted and reviewed

Definition and Purpose

Indicates total number of cases submitted by all law enforcement agencies and reviewed by prosecutors.

Significance

Indicates baseline caseload of deputy district attorneys. Supports the primary objectives of the county strategic plan Goal #1 Public Safety: Pursue a safe and secure community by protecting the people, property, and economy of Marion County.

Data Units Calendar Year

CY 2018 Actual	CY 2019 Actual	CY 2020 Actual	CY 2021 Estimate	CY 2022 Estimate
10,655	11,010	9,103	10,500	10,500

Explanation of Trends and Changes

2020 numbers likely decreased due mainly to the Covid-19 Pandemic. As police agencies limited in person contact, self-initiated investigations and traffic-stops for minor violations, less criminal cases were uncovered. Further, lack of in-person school for the year has led to a significant decline in child abuse reporting numbers and domestic violence reports are less likely to be initiated by victims during times of isolation and quarantine with their abusers. These crimes are not less likely to be occurring. Quite the opposite. These crimes are just not coming to the attention of law enforcement given the lack of reliable system channels and increased personal safety concerns of the victim. As COVID restrictions ease and children return to school, we are likely to see a surge in numbers over the coming fiscal years.

2: Specialty Courts and Jail Diversion Programming

Definition and Purpose

Indicates number of participants within our four treatment courts or in LEAD, our jail diversion program. These programs focus best-practices and utilize individualized treatment counseling and wrap-around services in the form of probation in a formal court setting or, in the circumstance of LEAD, using a harm-reduction model to avoid use of jail and costly court resources for low-level livability offenses.

Significance

Indicates system efficiency by addressing the underlying genesis of criminal behavior to avoid recidivism. Supports the primary objectives of the county strategic plan Goal #1 Public Safety: Pursue a safe and secure community by protecting the people, property, and economy of Marion County.

Data Units Calendar Year

Drug Court

CY 2018 Actual	CY 2019 Actual	CY 2020 Actual	CY 2021 Estimate	CY 2022 Estimate
NA	44	49	50	50

Mental Health Court

CY 2018 Actual	CY 2019 Actual	CY 2020 Actual	CY 2021 Estimate	CY 2022 Estimate
NA	16	45	50	55

MARION COUNTY FY 2021-22 BUDGET
BY DEPARTMENT
DISTRICT ATTORNEY'S OFFICE

Veteran's Court

CY 2018 Actual	CY 2019 Actual	CY 2020 Actual	CY 2021 Estimate	CY 2022 Estimate
NA	17	16	20	20

STAR COURT-Juvenile

CY 2018 Actual	CY 2019 Actual	CY 2020 Actual	CY 2021 Estimate	CY 2022 Estimate
NA	12	24	20	20

LEAD-Law Enforcement Assisted Diversion

CY 2018 Actual	CY 2019 Actual	CY 2020 Actual	CY 2021 Estimate	CY 2022 Estimate
NA	52	75	100	120

Explanation of Trends and Changes

The numbers of individuals placed in these courts and diversion options fluctuate based on individual need and suitability for the program, availability of necessary services and capacity of the program due to variable grant funding. But it is always our hope to be able to increase the numbers of people who can benefit from these alternative programs each year.

3: Juvenile enforcement delinquency petitions filed

Definition and Purpose

Indicates total number of formal petitions filed against youth (under 18 years of age) who commit crimes.

Significance

Indicates baseline caseload for deputy district attorneys in court system. Supports the primary objectives of the county strategic plan Goal #1 Public Safety: Pursue a safe and secure community by protecting the people, property, and economy of Marion County.

Data Units Calendar Year

CY 2018 Actual	CY 2019 Actual	CY 2020 Actual	CY 2021 Estimate	CY 2022 Estimate
352	356	415	450	475

Explanation of Trends and Changes

The number of juvenile delinquency cases remains low due to the ongoing use of front-end diversionary child welfare and juvenile justice models. Although these models result in fewer petitions being filed, the models still create significant work for attorneys through case reviews, meetings, monitoring, and case staffing with juvenile probation officers and child welfare personnel. The continued use of front-end diversion practices typically means the cases which require juvenile petitions are cases involving higher risk youth, more complicated fact patterns, and more complex family dynamics leading to an increase in the amount of work required to resolve the case. The 2019 passage of Senate Bill 1008 (Juvenile Ballot Measure 11 Repeal Bill) will likely continue to increase the number of petitions in juvenile court as the bill now mandates original filing in juvenile court rather than adult court. Serious cases are also more likely to remain in juvenile court for complex litigation because of this law.

MARION COUNTY FY 2021-22 BUDGET
BY DEPARTMENT
DISTRICT ATTORNEY'S OFFICE

4: Victim assistance program services provided to victims of crime

Definition and Purpose

Direct services provided to victims of crime. These services include: crisis intervention and support; follow up contact; safety planning; information on the status of an investigation or court case; notification of hearing dates and times; information about Crime Victims' Compensation; assistance in establishing financial losses for restitution purposes; referrals to support groups and counseling; liaison assistance with law enforcement officers, prosecutors, and social service agencies; assistance in preparing victim impact statements for the court at the time of sentencing; assistance with court preparation by explaining the court process, touring empty courtrooms and observing a trial in progress; accompaniment to court hearings, offering a safe and private area while waiting to testify; information and referrals for personal safety and security issues; notification of case disposition and sentence; emergency financial assistance; emergency legal advocacy; personal advocacy; and information about crime victims' rights and assistance in asserting those rights.

Significance

Indicates victim contacts, level of customer service, and workload of volunteers and staff. Supports the primary objectives of the county strategic plan Goal #1 Public Safety: Pursue a safe and secure community by protecting the people, property, and economy of Marion County.

Data Units Fiscal Year

FY 17-18 Actual	FY 18-19 Actual	FY 19-20 Actual	FY 20-21 Estimate	FY 21-22 Estimate
175,100	160,000	164,000	165,000	166,000

Explanation of Trends and Changes

The need for services has increased, with the trend expected to increase into FY 2020-21.

5: Notices sent to victims of crime

Definition and Purpose

Indicates number of notices sent to victims of crime. Notices provide information regarding victims' rights and how victims can assert those rights as well as informing victims of the various steps of the criminal justice process as their case travels through the system. We also include information and forms that provide victims the opportunity to submit information regarding their victim impact statements and information for restitution purposes.

Significance

Notices are required by statute and the Oregon Constitution (regarding victim rights and court process). Supports the primary objectives of the county strategic plan Goal #1 Public Safety: Pursue a safe and secure community by protecting the people, property, and economy of Marion County.

Data Units Calendar Year

CY 2018 Actual	CY 2019 Actual	CY 2020 Actual	CY 2021 Estimate	CY 2022 Estimate
35,172	43,937	63,056	64,000	65,000

MARION COUNTY FY 2021-22 BUDGET
BY DEPARTMENT
DISTRICT ATTORNEY'S OFFICE

Explanation of Trends and Changes

The number of notices of victims is expected to remain mostly consistent with the prior year, with a slight increase expected in FY 2020-21.

6: Child support enforcement funds collected

Definition and Purpose

Indicates total amount of financial support collected for children and families under Oregon law.

Significance

Indicates financial health of children and families. Addresses the primary objectives of the county strategic plan Goal #1 for Public Safety: Pursue a safe and secure community by protecting the people, property, and economy of Marion County.

Data Units Calendar Year

CY 2018 Actual	CY 2019 Actual	CY 2020 Actual	CY 2021 Estimate	CY 2022 Estimate
\$19 million	\$19.4 Million	\$20.7 Million	\$19 Million	\$20 Million

Explanation of Trends and Changes

The reason for the decrease in the CY 2021 estimate is that we expect a lagging trend in payments due to COVID. People are expected to run out of unemployment/enhanced unemployment. We also received stimulus payments for delinquent obligors this year, boosting the expected numbers.

7: Medical examiner death investigations

Definition and Purpose

This data indicates the number of investigations that the Medical Examiner's Office investigated during the year. This now includes both Medical Examiner cases (other than natural) and Non-Medical Examiner cases (deemed natural after investigation).

Significance

Necessary to determine nature and cause of death under ORS Chapter 146. Supports the primary objectives of the county strategic plan Goal #1 Public Safety: Pursue a safe and secure community by protecting the people, property, and economy of Marion County.

Data Units Calendar Year

CY 2018 Actual	CY 2019 Actual	CY 2020 Actual	CY 2021 Estimate	CY 2022 Estimate
1154	1006	1229	1446	1637

Explanation of Trends and Changes

Aging population will influence the number of mandated investigations.

MARION COUNTY FY 2021-22 BUDGET
BY DEPARTMENT
DISTRICT ATTORNEY'S OFFICE

8: Medical examiner homicide investigations

Definition and Purpose

Indicates Medical Examiner cases that are criminal investigations and require prosecutorial review and resources. Now includes homicide and manslaughter cases.

Significance

Requires a priority response for community safety. Addresses the primary objectives of the county strategic plan Goal #1 for Public Safety: Pursue a safe and secure community by protecting the people, property, and economy of Marion County.

Data Units Calendar Year

CY 2018 Actual	CY 2019 Actual	CY 2020 Actual	CY 2021 Estimate	CY 2022 Estimate
15	15	12	18	20

Explanation of Trends and Changes

Homicide rates are difficult to project. Marion County homicide rates remain significant.

MARION COUNTY FY 2021-22 BUDGET

BY DEPARTMENT

DISTRICT ATTORNEY'S OFFICE

Resources by Fund Detail						
100 - General Fund	Actual FY 18-19	Actual FY 19-20	Budget FY 20-21	Proposed FY 21-22	Approved FY 21-22	Adopted FY 21-22
General Fund Transfers						
381100 Transfer from General Fund	8,736,726	9,192,578	10,486,683	11,146,319	11,146,319	11,146,319
General Fund Transfers Total	8,736,726	9,192,578	10,486,683	11,146,319	11,146,319	11,146,319
General Fund Total	8,736,726	9,192,578	10,486,683	11,146,319	11,146,319	11,146,319
220 - Child Support	Actual FY 18-19	Actual FY 19-20	Budget FY 20-21	Proposed FY 21-22	Approved FY 21-22	Adopted FY 21-22
Intergovernmental Federal						
331220 ODOJ Support Enf Incentives	0	0	206,386	226,919	226,919	226,919
331223 Oregon Dept of Justice	1,151,631	1,223,219	1,179,634	1,243,132	1,243,132	1,243,132
331401 Coronavirus Relief Fund	0	19,279	0	0	0	0
Intergovernmental Federal Total	1,151,631	1,242,498	1,386,020	1,470,051	1,470,051	1,470,051
Intergovernmental State						
332031 Oregon Department of Justice	140,665	296,395	317,358	320,060	320,060	320,060
Intergovernmental State Total	140,665	296,395	317,358	320,060	320,060	320,060
Charges for Services						
341430 Copy Machine Fees	980	0	0	0	0	0
341680 Discovery Fees	0	635	0	0	0	0
341999 Other Fees	18,304	23,411	21,046	28,084	28,084	28,084
344999 Other Reimbursements	22	319	0	0	0	0
Charges for Services Total	19,306	24,365	21,046	28,084	28,084	28,084
General Fund Transfers						
381100 Transfer from General Fund	379,721	385,192	457,328	493,480	493,480	493,480
General Fund Transfers Total	379,721	385,192	457,328	493,480	493,480	493,480
Child Support Total	1,691,322	1,948,449	2,181,752	2,311,675	2,311,675	2,311,675
300 - District Attorney Grants	Actual FY 18-19	Actual FY 19-20	Budget FY 20-21	Proposed FY 21-22	Approved FY 21-22	Adopted FY 21-22
Intergovernmental Federal						
331223 Oregon Dept of Justice	463,335	531,649	714,472	725,058	725,058	725,058
331234 DHS Title IV E Reimbursement	99,831	0	0	0	0	0
331401 Coronavirus Relief Fund	0	7,070	0	0	0	0
Intergovernmental Federal Total	563,166	538,719	714,472	725,058	725,058	725,058
Intergovernmental State						
332035 ODOJ Unitary Assessment Grant	190,660	187,644	189,789	189,789	189,789	189,789
332062 Oregon DHS Juvenile Dependency	136,181	0	0	0	0	0
Intergovernmental State Total	326,841	187,644	189,789	189,789	189,789	189,789
Charges for Services						
344999 Other Reimbursements	35	0	0	0	0	0
347006 DA Services to County Depts	185,114	175,154	190,264	203,567	203,567	203,567
Charges for Services Total	185,149	175,154	190,264	203,567	203,567	203,567

MARION COUNTY FY 2021-22 BUDGET

BY DEPARTMENT

DISTRICT ATTORNEY'S OFFICE

300 - District Attorney Grants	Actual FY 18-19	Actual FY 19-20	Budget FY 20-21	Proposed FY 21-22	Approved FY 21-22	Adopted FY 21-22
Fines and Forfeitures						
352300 Civil Forfeitures	1,072	0	0	0	0	0
Fines and Forfeitures Total	1,072	0	0	0	0	0
Interest						
361000 Investment Earnings	1,947	2,553	2,065	745	745	745
Interest Total	1,947	2,553	2,065	745	745	745
Other Revenues						
373200 Victims Assistance Donations	21,708	16,621	15,000	20,000	20,000	20,000
Other Revenues Total	21,708	16,621	15,000	20,000	20,000	20,000
General Fund Transfers						
381100 Transfer from General Fund	130,742	97,460	57,095	84,657	84,657	84,657
General Fund Transfers Total	130,742	97,460	57,095	84,657	84,657	84,657
Net Working Capital						
392000 Net Working Capital Unrestr	304,880	280,928	276,795	290,602	290,602	290,602
Net Working Capital Total	304,880	280,928	276,795	290,602	290,602	290,602
District Attorney Grants Total	1,535,505	1,299,079	1,445,480	1,514,418	1,514,418	1,514,418
District Attorney's Office Grand Total	11,963,553	12,440,106	14,113,915	14,972,412	14,972,412	14,972,412

MARION COUNTY FY 2021-22 BUDGET

BY DEPARTMENT

DISTRICT ATTORNEY'S OFFICE

Requirements by Fund Detail

100 - General Fund	Actual FY 18-19	Actual FY 19-20	Budget FY 20-21	Proposed FY 21-22	Approved FY 21-22	Adopted FY 21-22
Personnel Services						
Salaries and Wages						
511110 Regular Wages	3,658,682	3,985,340	5,182,441	5,533,858	5,533,858	5,533,858
511120 Temporary Wages	140,534	118,044	127,336	128,812	128,812	128,812
511130 Vacation Pay	219,668	209,259	0	0	0	0
511140 Sick Pay	85,103	148,722	0	0	0	0
511141 Emergency Sick Pay	0	2,340	0	0	0	0
511150 Holiday Pay	187,460	209,094	0	0	0	0
511160 Comp Time Pay	9,881	6,442	0	0	0	0
511180 Differential Pay	1,004	996	0	0	0	0
511210 Compensation Credits	125,837	89,904	89,666	93,476	93,476	93,476
511220 Pager Pay	45,090	36,496	41,463	41,463	41,463	41,463
511240 Leave Payoff	65,982	23,034	0	0	0	0
511280 Cell Phone Pay	1,083	1,086	1,083	1,083	1,083	1,083
511290 Health Insurance Waiver Pay	5,642	3,104	4,800	14,400	14,400	14,400
511410 Straight Pay	226	88	0	0	0	0
511420 Premium Pay	310	856	0	0	0	0
511450 Premium Pay Temps	193	333	0	0	0	0
Salaries and Wages Total	4,546,695	4,835,140	5,446,789	5,813,092	5,813,092	5,813,092
Fringe Benefits						
512110 PERS	766,993	964,437	1,240,276	1,376,273	1,376,273	1,376,273
512120 401K	72,601	78,904	87,284	92,840	92,840	92,840
512130 PERS Debt Service	310,672	321,327	282,312	251,062	251,062	251,062
512200 FICA	338,690	359,290	409,474	437,478	437,478	437,478
512310 Medical Insurance	919,366	997,490	1,076,565	1,072,796	1,072,796	1,072,796
512320 Dental Insurance	82,389	85,497	90,494	90,324	90,324	90,324
512330 Group Term Life Insurance	7,529	8,306	9,730	13,114	13,114	13,114
512340 Long Term Disability Insurance	14,427	15,599	21,814	20,571	20,571	20,571
512400 Unemployment Insurance	13,647	14,529	15,832	16,924	16,924	16,924
512520 Workers Comp Insurance	1,571	1,392	2,221	2,251	2,251	2,251
512600 Wellness Program	2,402	2,502	2,721	2,761	2,761	2,761
512610 Employee Assistance Program	1,930	2,123	2,313	2,554	2,554	2,554
512700 County HSA Contributions	6,176	8,992	7,800	9,100	9,100	9,100
Fringe Benefits Total	2,538,395	2,860,387	3,248,836	3,388,048	3,388,048	3,388,048
Personnel Services Total	7,085,089	7,695,527	8,695,625	9,201,140	9,201,140	9,201,140
Materials and Services						
Supplies						
521010 Office Supplies	38,516	37,740	38,739	38,769	38,769	38,769
521030 Field Supplies	5,782	4,637	3,000	3,000	3,000	3,000
521070 Departmental Supplies	1,198	999	4,200	4,200	4,200	4,200

MARION COUNTY FY 2021-22 BUDGET

BY DEPARTMENT

DISTRICT ATTORNEY'S OFFICE

100 - General Fund	Actual FY 18-19	Actual FY 19-20	Budget FY 20-21	Proposed FY 21-22	Approved FY 21-22	Adopted FY 21-22
Materials and Services						
521090 Uniforms and Clothing	320	498	3,000	3,000	3,000	3,000
521190 Publications	2,274	4,440	1,000	1,500	1,500	1,500
521210 Gasoline	3,219	2,142	2,560	2,560	2,560	2,560
Supplies Total	51,309	50,456	52,499	53,029	53,029	53,029
Materials						
522150 Small Office Equipment	4,206	12,895	7,300	2,650	2,650	2,650
522160 Small Departmental Equipment	99	0	1,135	1,353	1,353	1,353
522170 Computers Non Capital	5,072	2,969	4,000	2,000	2,000	2,000
522180 Software	1,039	2,023	0	900	900	900
Materials Total	10,416	17,888	12,435	6,903	6,903	6,903
Communications						
523010 Telephone Equipment	0	1,196	210	300	300	300
523020 Phone and Communication Svcs	2	120	0	360	360	360
523040 Data Connections	2,394	1,337	2,480	480	480	480
523050 Postage	1,035	643	1,700	1,290	1,290	1,290
523060 Cellular Phones	6,180	7,213	6,828	7,384	7,384	7,384
523090 Long Distance Charges	2,306	2,762	2,510	3,836	3,836	3,836
Communications Total	11,917	13,270	13,728	13,650	13,650	13,650
Utilities						
524010 Electricity	52,511	54,359	43,407	44,036	44,036	44,036
524020 City Operations and St Lights	35	47	31	116	116	116
524040 Natural Gas	1,779	1,364	1,204	586	586	586
524050 Water	1,088	1,029	1,380	932	932	932
524070 Sewer	1,871	1,954	2,651	2,029	2,029	2,029
524090 Garbage Disposal and Recycling	3,665	3,829	2,727	3,112	3,112	3,112
Utilities Total	60,948	62,581	51,400	50,811	50,811	50,811
Contracted Services						
525155 Credit Card Fees	0	76	0	300	300	300
525235 Laboratory Services	898	530	0	0	0	0
525246 Transcription Services	0	325	500	500	500	500
525450 Subscription Services	7,308	8,767	177,041	128,503	128,503	128,503
525510 Legal Services	7,904	7,685	5,000	3,000	3,000	3,000
525540 Witnesses	35,336	33,452	35,050	35,050	35,050	35,050
525541 Witness Mileage Reimbursement	6,394	6,168	7,659	6,020	6,020	6,020
525550 Court Services	1,487	2,059	2,820	2,820	2,820	2,820
525560 Victim Emergency Services	66	0	0	0	0	0
525710 Printing Services	15,535	14,913	16,610	13,473	13,473	13,473
525735 Mail Services	39,410	37,380	33,300	37,350	37,350	37,350
525740 Document Disposal Services	4,005	4,437	5,030	4,495	4,495	4,495
525770 Interpreters and Translators	11,247	9,852	8,540	8,540	8,540	8,540

MARION COUNTY FY 2021-22 BUDGET

BY DEPARTMENT

DISTRICT ATTORNEY'S OFFICE

100 - General Fund	Actual FY 18-19	Actual FY 19-20	Budget FY 20-21	Proposed FY 21-22	Approved FY 21-22	Adopted FY 21-22
Materials and Services						
525999 Other Contracted Services	62,896	53,572	82,674	83,467	83,467	83,467
Contracted Services Total	192,487	179,216	374,224	323,518	323,518	323,518
Repairs and Maintenance						
526010 Office Equipment Maintenance	735	0	0	0	0	0
526021 Computer Software Maintenance	0	0	45	181	181	181
526030 Building Maintenance	4,643	4,097	6,000	6,100	6,100	6,100
526060 Traffic Signal Maintenance	0	(226)	0	0	0	0
Repairs and Maintenance Total	5,378	3,871	6,045	6,281	6,281	6,281
Rentals						
527110 Fleet Leases	10,890	9,120	14,042	14,132	14,132	14,132
527120 Motor Pool Mileage	76	30	30	10	10	10
527130 Parking	337	48	60	680	680	680
527140 County Parking	1,980	1,760	1,320	660	660	660
527240 Condo Assn Assessments	41,433	45,185	52,284	54,961	54,961	54,961
527300 Equipment Rental	27,889	35,732	33,427	37,717	37,717	37,717
Rentals Total	82,604	91,875	101,163	108,160	108,160	108,160
Insurance						
528140 Malpractice Insurance Premiums	12,659	13,527	14,500	15,500	15,500	15,500
528220 Notary Bonds	160	80	80	80	80	80
Insurance Total	12,819	13,607	14,580	15,580	15,580	15,580
Miscellaneous						
529110 Mileage Reimbursement	5,519	4,183	4,162	4,162	4,162	4,162
529120 Commercial Travel	3,023	(13)	800	0	0	0
529130 Meals	965	370	1,158	758	758	758
529140 Lodging	14,790	4,223	8,300	8,300	8,300	8,300
529210 Meetings	518	282	450	450	450	450
529220 Conferences	11,749	17,995	11,560	11,560	11,560	11,560
529230 Training	1,698	3,312	600	600	600	600
529250 Tuition Reimbursement	0	290	0	0	0	0
529300 Dues and Memberships	26,245	32,780	29,150	35,062	35,062	35,062
529610 Homicide Investigations	99	0	0	0	0	0
529650 Pre Employment Costs	0	720	320	320	320	320
529690 Other Investigations	2,811	161	300	500	500	500
529740 Fairs and Shows	0	500	0	0	0	0
529910 Awards and Recognition	730	498	250	450	450	450
Miscellaneous Total	68,147	65,301	57,050	62,162	62,162	62,162
Materials and Services Total	496,025	498,065	683,124	640,094	640,094	640,094

MARION COUNTY FY 2021-22 BUDGET

BY DEPARTMENT

DISTRICT ATTORNEY'S OFFICE

100 - General Fund	Actual FY 18-19	Actual FY 19-20	Budget FY 20-21	Proposed FY 21-22	Approved FY 21-22	Adopted FY 21-22
Administrative Charges						
611100 County Admin Allocation	92,871	78,590	98,598	114,815	114,815	114,815
611210 Facilities Mgt Allocation	123,540	121,089	138,544	145,703	145,703	145,703
611220 Custodial Allocation	88,539	100,424	106,692	103,327	103,327	103,327
611230 Courier Allocation	3,016	3,281	3,762	4,362	4,362	4,362
611250 Risk Management Allocation	15,463	9,494	14,675	17,873	17,873	17,873
611255 Benefits Allocation	20,742	21,058	0	0	0	0
611260 Human Resources Allocation	79,159	78,447	125,545	128,876	128,876	128,876
611300 Legal Services Allocation	12,240	13,132	26,072	41,262	41,262	41,262
611400 Information Tech Allocation	163,276	184,339	233,817	252,979	252,979	252,979
611410 FIMS Allocation	110,424	109,961	91,374	103,790	103,790	103,790
611420 Telecommunications Allocation	29,671	31,234	35,524	40,229	40,229	40,229
611430 Info Tech Direct Charges	226,849	88,812	48,553	149,279	149,279	149,279
611600 Finance Allocation	94,361	90,665	95,365	108,637	108,637	108,637
611800 MCBEE Allocation	1,748	876	12,499	3,058	3,058	3,058
612100 IT Equipment Use Charges	18,913	15,485	29,014	31,595	31,595	31,595
614100 Liability Insurance Allocation	46,600	32,399	31,300	36,700	36,700	36,700
614200 WC Insurance Allocation	28,200	19,701	16,600	22,600	22,600	22,600
Administrative Charges Total	1,155,612	998,987	1,107,934	1,305,085	1,305,085	1,305,085
General Fund Total	8,736,726	9,192,578	10,486,683	11,146,319	11,146,319	11,146,319
220 - Child Support						
	Actual FY 18-19	Actual FY 19-20	Budget FY 20-21	Proposed FY 21-22	Approved FY 21-22	Adopted FY 21-22
Personnel Services						
Salaries and Wages						
511110 Regular Wages	734,288	830,289	1,114,277	1,177,697	1,177,697	1,177,697
511120 Temporary Wages	14,273	6,873	19,381	19,775	19,775	19,775
511130 Vacation Pay	55,802	67,924	0	0	0	0
511140 Sick Pay	34,043	60,851	0	0	0	0
511150 Holiday Pay	39,385	47,784	0	0	0	0
511210 Compensation Credits	19,316	19,834	21,137	21,980	21,980	21,980
511240 Leave Payoff	2,664	2,702	0	0	0	0
511290 Health Insurance Waiver Pay	2,407	2,414	2,400	2,400	2,400	2,400
Salaries and Wages Total	902,179	1,038,671	1,157,195	1,221,852	1,221,852	1,221,852
Fringe Benefits						
512110 PERS	173,750	239,898	265,577	291,411	291,411	291,411
512120 401K	10,408	13,259	14,190	14,955	14,955	14,955
512130 PERS Debt Service	45,435	46,225	60,874	53,493	53,493	53,493
512200 FICA	66,538	76,558	87,623	92,340	92,340	92,340
512310 Medical Insurance	187,045	212,126	231,840	243,432	243,432	243,432
512320 Dental Insurance	17,118	18,719	19,488	20,496	20,496	20,496
512330 Group Term Life Insurance	1,577	1,834	2,093	2,795	2,795	2,795

MARION COUNTY FY 2021-22 BUDGET

BY DEPARTMENT

DISTRICT ATTORNEY'S OFFICE

220 - Child Support	Actual FY 18-19	Actual FY 19-20	Budget FY 20-21	Proposed FY 21-22	Approved FY 21-22	Adopted FY 21-22
Personnel Services						
512340 Long Term Disability Insurance	2,963	3,409	4,694	4,379	4,379	4,379
512400 Unemployment Insurance	2,711	3,120	3,413	3,608	3,608	3,608
512520 Workers Comp Insurance	299	278	468	468	468	468
512600 Wellness Program	508	554	600	600	600	600
512610 Employee Assistance Program	409	470	510	555	555	555
512700 County HSA Contributions	4,550	7,800	7,800	5,850	5,850	5,850
Fringe Benefits Total	513,310	624,252	699,170	734,382	734,382	734,382
Personnel Services Total	1,415,489	1,662,923	1,856,365	1,956,234	1,956,234	1,956,234
Materials and Services						
Supplies						
521010 Office Supplies	9,933	10,972	9,871	6,800	6,800	6,800
521190 Publications	271	176	700	700	700	700
521210 Gasoline	0	23	0	0	0	0
Supplies Total	10,204	11,171	10,571	7,500	7,500	7,500
Materials						
522110 Batteries	0	30	0	0	0	0
522150 Small Office Equipment	2,185	9,310	1,000	1,000	1,000	1,000
522170 Computers Non Capital	1,566	14,135	13,613	1,000	1,000	1,000
522180 Software	268	388	0	0	0	0
Materials Total	4,020	23,863	14,613	2,000	2,000	2,000
Communications						
523010 Telephone Equipment	170	825	0	0	0	0
523020 Phone and Communication Svcs	0	90	0	0	0	0
523040 Data Connections	0	0	3,000	0	0	0
523050 Postage	0	257	0	0	0	0
523060 Cellular Phones	623	1,885	630	2,300	2,300	2,300
523090 Long Distance Charges	696	645	550	600	600	600
Communications Total	1,489	3,701	4,180	2,900	2,900	2,900
Utilities						
524010 Electricity	8,546	8,964	8,110	8,426	8,426	8,426
524020 City Operations and St Lights	5	5	5	20	20	20
524040 Natural Gas	76	81	86	86	86	86
524050 Water	131	134	153	148	148	148
524070 Sewer	291	298	316	335	335	335
524090 Garbage Disposal and Recycling	536	546	519	544	544	544
Utilities Total	9,585	10,029	9,189	9,559	9,559	9,559
Contracted Services						
525235 Laboratory Services	1,320	806	1,500	500	500	500
525440 Client Assistance	215	163	180	150	150	150
525450 Subscription Services	1,575	1,986	1,000	1,600	1,600	1,600

MARION COUNTY FY 2021-22 BUDGET

BY DEPARTMENT

DISTRICT ATTORNEY'S OFFICE

220 - Child Support	Actual FY 18-19	Actual FY 19-20	Budget FY 20-21	Proposed FY 21-22	Approved FY 21-22	Adopted FY 21-22
Materials and Services						
525550 Court Services	960	8,480	18,321	19,200	19,200	19,200
525710 Printing Services	1,345	1,824	1,000	2,000	2,000	2,000
525735 Mail Services	13,069	11,698	9,750	11,000	11,000	11,000
525740 Document Disposal Services	1,044	912	1,260	1,260	1,260	1,260
525770 Interpreters and Translators	0	93	0	0	0	0
525999 Other Contracted Services	1,344	1,142	0	8,283	8,283	8,283
Contracted Services Total	20,872	27,105	33,011	43,993	43,993	43,993
Repairs and Maintenance						
526030 Building Maintenance	5,114	512	600	500	500	500
Repairs and Maintenance Total	5,114	512	600	500	500	500
Rentals						
527130 Parking	20	112	0	0	0	0
527240 Condo Assn Assessments	8,467	9,234	11,736	12,338	12,338	12,338
527300 Equipment Rental	4,903	4,631	6,240	5,000	5,000	5,000
Rentals Total	13,390	13,976	17,976	17,338	17,338	17,338
Insurance						
528220 Notary Bonds	40	40	40	40	40	40
Insurance Total	40	40	40	40	40	40
Miscellaneous						
529110 Mileage Reimbursement	860	1,952	5,370	4,370	4,370	4,370
529120 Commercial Travel	0	854	950	1,450	1,450	1,450
529130 Meals	0	379	420	720	720	720
529140 Lodging	1,180	4,356	1,560	4,560	4,560	4,560
529220 Conferences	425	2,883	2,829	2,900	2,900	2,900
529300 Dues and Memberships	2,296	3,343	5,000	5,000	5,000	5,000
529690 Other Investigations	670	0	0	0	0	0
529880 Recording Charges	417	214	300	300	300	300
Miscellaneous Total	5,848	13,981	16,429	19,300	19,300	19,300
Materials and Services Total	70,562	104,377	106,609	103,130	103,130	103,130
Administrative Charges						
611100 County Admin Allocation	17,609	15,077	20,917	24,143	24,143	24,143
611210 Facilities Mgt Allocation	20,873	20,196	24,440	26,407	26,407	26,407
611220 Custodial Allocation	14,835	16,628	18,701	19,061	19,061	19,061
611230 Courier Allocation	574	632	801	928	928	928
611250 Risk Management Allocation	2,026	1,585	2,942	3,134	3,134	3,134
611255 Benefits Allocation	3,946	4,054	0	0	0	0
611260 Human Resources Allocation	15,061	15,104	26,734	27,412	27,412	27,412
611400 Information Tech Allocation	31,081	35,104	49,530	52,148	52,148	52,148
611410 FIMS Allocation	20,852	21,004	19,292	21,523	21,523	21,523
611420 Telecommunications Allocation	5,609	5,990	7,486	8,345	8,345	8,345
611430 Info Tech Direct Charges	42,890	17,001	10,115	30,875	30,875	30,875
611600 Finance Allocation	16,179	16,962	19,440	20,804	20,804	20,804

MARION COUNTY FY 2021-22 BUDGET

BY DEPARTMENT

DISTRICT ATTORNEY'S OFFICE

220 - Child Support	Actual FY 18-19	Actual FY 19-20	Budget FY 20-21	Proposed FY 21-22	Approved FY 21-22	Adopted FY 21-22
Administrative Charges						
611800 MCBEE Allocation	330	167	2,639	634	634	634
612100 IT Equipment Use Charges	3,606	2,945	6,141	6,497	6,497	6,497
614100 Liability Insurance Allocation	6,000	5,000	6,200	5,800	5,800	5,800
614200 WC Insurance Allocation	3,800	3,700	3,400	4,600	4,600	4,600
Administrative Charges Total	205,271	181,149	218,778	252,311	252,311	252,311
Child Support Total	1,691,322	1,948,449	2,181,752	2,311,675	2,311,675	2,311,675
300 - District Attorney Grants	Actual FY 18-19	Actual FY 19-20	Budget FY 20-21	Proposed FY 21-22	Approved FY 21-22	Adopted FY 21-22
Personnel Services						
Salaries and Wages						
511110 Regular Wages	532,549	377,983	571,402	591,560	591,560	591,560
511120 Temporary Wages	1,894	42,158	0	0	0	0
511130 Vacation Pay	25,334	22,730	0	0	0	0
511140 Sick Pay	20,534	15,548	0	0	0	0
511141 Emergency Sick Pay	0	1,838	0	0	0	0
511150 Holiday Pay	27,312	20,865	0	0	0	0
511160 Comp Time Pay	1,346	1,375	0	0	0	0
511210 Compensation Credits	7,052	2,755	1,171	1,195	1,195	1,195
511220 Pager Pay	2,076	7,623	5,805	7,000	7,000	7,000
511240 Leave Payoff	8,581	6,122	0	0	0	0
511290 Health Insurance Waiver Pay	2,370	3,107	2,400	2,400	2,400	2,400
Salaries and Wages Total	629,048	502,103	580,778	602,155	602,155	602,155
Fringe Benefits						
512010 Fringe Benefits Budget Only	0	0	339	0	0	0
512110 PERS	99,943	86,858	131,958	141,943	141,943	141,943
512120 401K	8,374	4,638	4,899	5,243	5,243	5,243
512130 PERS Debt Service	60,151	35,550	30,762	26,484	26,484	26,484
512200 FICA	47,147	37,155	43,315	45,207	45,207	45,207
512310 Medical Insurance	161,291	118,684	165,435	173,706	173,706	173,706
512320 Dental Insurance	14,461	10,224	13,906	14,626	14,626	14,626
512330 Group Term Life Insurance	1,130	821	1,068	1,388	1,388	1,388
512340 Long Term Disability Insurance	2,325	1,690	2,389	2,175	2,175	2,175
512400 Unemployment Insurance	1,895	1,507	1,724	1,787	1,787	1,787
512520 Workers Comp Insurance	255	187	315	315	315	315
512600 Wellness Program	439	336	439	439	439	439
512610 Employee Assistance Program	352	285	374	407	407	407
512700 County HSA Contributions	1,300	0	0	1,300	1,300	1,300
Fringe Benefits Total	399,063	297,934	396,923	415,020	415,020	415,020
Personnel Services Total	1,028,111	800,037	977,701	1,017,175	1,017,175	1,017,175

MARION COUNTY FY 2021-22 BUDGET

BY DEPARTMENT

DISTRICT ATTORNEY'S OFFICE

300 - District Attorney Grants	Actual FY 18-19	Actual FY 19-20	Budget FY 20-21	Proposed FY 21-22	Approved FY 21-22	Adopted FY 21-22
Materials and Services						
Supplies						
521010 Office Supplies	21	1,645	0	0	0	0
521070 Departmental Supplies	0	133	0	0	0	0
Supplies Total	21	1,778	0	0	0	0
Materials						
522150 Small Office Equipment	2,069	28,349	30,000	30,000	30,000	30,000
522170 Computers Non Capital	8,017	5,618	0	0	0	0
522180 Software	2,046	271	0	0	0	0
Materials Total	12,132	34,238	30,000	30,000	30,000	30,000
Communications						
523020 Phone and Communication Svcs	0	45	0	0	0	0
523050 Postage	677	0	0	0	0	0
Communications Total	677	45	0	0	0	0
Utilities						
524010 Electricity	3,034	3,211	6,456	6,709	6,709	6,709
524020 City Operations and St Lights	2	2	4	16	16	16
524040 Natural Gas	27	29	69	69	69	69
524050 Water	47	48	122	118	118	118
524070 Sewer	104	107	251	267	267	267
524090 Garbage Disposal and Recycling	176	176	413	433	433	433
Utilities Total	3,390	3,573	7,315	7,612	7,612	7,612
Contracted Services						
525440 Client Assistance	490	0	0	0	0	0
525540 Witnesses	9,672	0	0	0	0	0
525550 Court Services	810	0	0	0	0	0
525560 Victim Emergency Services	4,214	4,881	80,801	90,009	90,009	90,009
525735 Mail Services	177	0	0	0	0	0
525770 Interpreters and Translators	825	0	0	0	0	0
Contracted Services Total	16,187	4,881	80,801	90,009	90,009	90,009
Repairs and Maintenance						
526030 Building Maintenance	0	5,989	50,000	50,000	50,000	50,000
Repairs and Maintenance Total	0	5,989	50,000	50,000	50,000	50,000
Rentals						
527130 Parking	110	0	250	200	200	200
527240 Condo Assn Assessments	3,033	3,307	9,342	9,823	9,823	9,823
Rentals Total	3,143	3,307	9,592	10,023	10,023	10,023
Miscellaneous						
529110 Mileage Reimbursement	462	0	250	250	250	250
529120 Commercial Travel	491	964	4,299	5,299	5,299	5,299
529130 Meals	391	64	1,500	2,200	2,200	2,200
529140 Lodging	1,619	779	1,200	2,200	2,200	2,200

MARION COUNTY FY 2021-22 BUDGET

BY DEPARTMENT

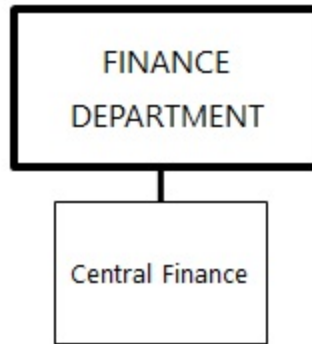
DISTRICT ATTORNEY'S OFFICE

300 - District Attorney Grants	Actual FY 18-19	Actual FY 19-20	Budget FY 20-21	Proposed FY 21-22	Approved FY 21-22	Adopted FY 21-22
Materials and Services						
529210 Meetings	113	18	0	0	0	0
529220 Conferences	486	240	29,500	30,680	30,680	30,680
529230 Training	545	325	0	0	0	0
529620 Narcotics Investigations	0	0	3,596	3,596	3,596	3,596
529740 Fairs and Shows	142	359	200	200	200	200
529910 Awards and Recognition	725	694	0	0	0	0
Miscellaneous Total	4,972	3,442	40,545	44,425	44,425	44,425
Materials and Services Total	40,521	57,253	218,253	232,069	232,069	232,069
Administrative Charges						
611100 County Admin Allocation	13,473	11,490	10,845	13,614	13,614	13,614
611210 Facilities Mgt Allocation	16,615	16,077	19,455	21,024	21,024	21,024
611220 Custodial Allocation	11,808	13,236	14,886	15,172	15,172	15,172
611230 Courier Allocation	419	469	371	485	485	485
611250 Risk Management Allocation	4,713	4,482	1,991	2,321	2,321	2,321
611255 Benefits Allocation	2,879	3,009	0	0	0	0
611260 Human Resources Allocation	10,985	11,210	12,388	14,321	14,321	14,321
611400 Information Tech Allocation	24,822	27,706	29,344	32,045	32,045	32,045
611410 FIMS Allocation	16,832	16,528	11,371	13,235	13,235	13,235
611420 Telecommunications Allocation	4,544	4,706	4,418	5,151	5,151	5,151
611430 Info Tech Direct Charges	34,461	13,448	6,069	19,185	19,185	19,185
611600 Finance Allocation	18,470	15,576	17,077	17,521	17,521	17,521
611800 MCBEE Allocation	267	131	1,555	390	390	390
612100 IT Equipment Use Charges	2,857	2,328	3,649	4,005	4,005	4,005
614100 Liability Insurance Allocation	4,900	4,000	4,200	4,300	4,300	4,300
614200 WC Insurance Allocation	17,900	20,600	2,300	3,400	3,400	3,400
619900 Distributed Admin Charges	0	0	0	0	0	0
Administrative Charges Total	185,945	164,996	139,919	166,169	166,169	166,169
Contingency						
571010 Contingency	0	0	109,607	99,005	99,005	99,005
Contingency Total	0	0	109,607	99,005	99,005	99,005
District Attorney Grants Total	1,254,577	1,022,286	1,445,480	1,514,418	1,514,418	1,514,418
District Attorney's Office Grand Total	11,682,625	12,163,314	14,113,915	14,972,412	14,972,412	14,972,412

MARION COUNTY FY 2021-22 BUDGET

BY DEPARTMENT

FINANCE



MISSION STATEMENT

Safeguarding Marion County's fiscal integrity.

GOALS AND OBJECTIVES

- Goal 1 Streamline and standardize the county's contracting, solicitation and purchasing processes.
- Objective 1 Take full advantage of the Contract Management System (CMS) functionality.
 - Objective 2 Revise, develop and document contracting processes to enhance customer satisfaction, improve efficiency and increase consistency.
 - Objective 3 Propose policy that would allow implementation of an electronic signature process (including a vendor portal) as part of the contract approval process.
- Goal 2 Increase customer access to information through web-based, electronic and self-service methods.
- Objective 1 Continue to assess Finance Department webpage content based on customer feedback.
- Goal 3 Develop and provide communication and training to department personnel to achieve greater compliance with and consistency in carrying out financial processes and procedures.
- Objective 1 Provide training to departments to improve accuracy and consistency in time card reporting.
 - Objective 2 Develop a more consistent time sheet format (or formats) for use across county departments.
 - Objective 3 Implement countywide policy and procedures for grant compliance.
 - Objective 4 Develop a "Quick Start Guide" for new department heads, elected officials and managers.
- Goal 4 Ensure the Finance Department is prepared to respond to emergencies to ensure departments are able to continue operations and provide services.
- Objective 1 In coordination with the Information Technology Department, plan for and perform a test of the county's ability to install the county's Oracle system on a new device from backup and run critical business financial processes. After the test, evaluate and resolve any weaknesses.
- Goal 5 Build an organizational culture and management approach that supports innovation and continuous process improvement.
- Objective 1 Hold quarterly department-wide discussions to review and evaluate progress toward Finance Department goals and objectives.
 - Objective 2 Implement regular survey process within Finance and with external customers to assess areas for improvement.

MARION COUNTY FY 2021-22 BUDGET

BY DEPARTMENT

FINANCE

DEPARTMENT OVERVIEW

The Finance Department provides financial services that support departments in delivering their services to customers and clients. The Finance Department is part of the Central Services Fund. The Finance Department budget consists of one program, the Central Finance Program, which includes two service areas: financial services and payroll.

RESOURCE AND REQUIREMENT SUMMARY

Finance	FY 18-19 ACTUAL	FY 19-20 ACTUAL	FY 20-21 BUDGET	FY 21-22 ADOPTED	+/- %
RESOURCES					
Intergovernmental Federal	0	16,521	9,750	0	-100.0%
Charges for Services	26,319	26,539	26,100	26,300	0.8%
Admin Cost Recovery	2,600,908	2,646,219	3,070,854	3,273,446	6.6%
Other Revenues	199	0	0	0	n.a.
Other Fund Transfers	39,399	69,875	79,686	79,500	-0.2%
TOTAL RESOURCES	2,666,824	2,759,153	3,186,390	3,379,246	6.1%
REQUIREMENTS					
Personnel Services					
Salaries and Wages	1,409,841	1,421,917	1,646,667	1,758,219	6.8%
Fringe Benefits	796,843	809,418	963,524	1,024,677	6.3%
Total Personnel Services	2,206,684	2,231,335	2,610,191	2,782,896	6.6%
Materials and Services					
Supplies	8,124	9,664	8,925	9,250	3.6%
Materials	3,145	14,535	9,550	5,440	-43.0%
Communications	1,174	1,426	980	980	0.0%
Utilities	14,071	14,598	13,397	13,329	-0.5%
Contracted Services	113,271	168,225	164,900	163,350	-0.9%
Repairs and Maintenance	8,737	4,467	20,231	20,135	-0.5%
Rentals	18,335	18,220	23,634	22,230	-5.9%
Miscellaneous	21,156	18,449	26,764	27,645	3.3%
Total Materials and Services	188,015	249,583	268,381	262,359	-2.2%
Administrative Charges	272,125	278,235	307,818	333,991	8.5%
TOTAL REQUIREMENTS	2,666,824	2,759,154	3,186,390	3,379,246	6.1%
FTE	20.60	21.60	21.60	21.60	0.0%

MARION COUNTY FY 2021-22 BUDGET

BY DEPARTMENT

FINANCE

FUNDS

Fund Name	FY 18-19 ACTUAL	FY 19-20 ACTUAL	FY 20-21 BUDGET	FY 21-22 ADOPTED	% of Total
RESOURCES					
FND 580 Central Services	2,666,824	2,759,153	3,186,390	3,379,246	100.0%
TOTAL RESOURCES	2,666,824	2,759,153	3,186,390	3,379,246	100.0%
REQUIREMENTS					
FND 580 Central Services	2,666,824	2,759,153	3,186,390	3,379,246	100.0%
TOTAL REQUIREMENTS	2,666,824	2,759,153	3,186,390	3,379,246	100.0%

PROGRAMS

	FY 18-19 ACTUAL	FY 19-20 ACTUAL	FY 20-21 BUDGET	FY 21-22 ADOPTED	+/- %
RESOURCES					
Central Finance	2,666,824	2,759,153	3,186,390	3,379,246	6.1%
TOTAL RESOURCES	2,666,824	2,759,153	3,186,390	3,379,246	6.1%
REQUIREMENTS					
Central Finance	2,666,824	2,759,153	3,186,390	3,379,246	6.1%
TOTAL REQUIREMENTS	2,666,824	2,759,153	3,186,390	3,379,246	6.1%

MARION COUNTY FY 2021-22 BUDGET

BY DEPARTMENT

FINANCE

Central Finance Program

- Manages county financial reporting, coordinates the annual audit, and produces the Comprehensive Annual Financial Report (CAFR).
- Provides direction, oversight, and monitoring for the countywide budget process. Ensures compliance with Oregon Local Budget Law and produces the annual budget book.
- Provides fiscal policy and direction for countywide accounting and financial services.
- Produces bi-weekly payroll for more than 1,700 regular and part-time employees and meets all federal and state reporting requirements, including Public Employees Retirement System (PERS) mandates.
- Develops and interprets Marion County Public Contracting Law and policies and procedures and ensures county compliance. Reviews all county federal awards for grant compliance.
- Provides oversight of Marion County tax foreclosed property, surplus real property and leased property.
- Manages county debt and related compliance and reporting requirements.
- Produces payments for all county invoices, produces invoices for county receivables, and forwards accounts for collection.
- Provides financial oversight for the Mid-Willamette Valley Cable Regulatory Commission.

Program Summary

Finance	Program: Central Finance				
	FY 18-19 ACTUAL	FY 19-20 ACTUAL	FY 20-21 BUDGET	FY 21-22 ADOPTED	+/- %
RESOURCES					
Intergovernmental Federal	0	16,521	9,750	0	-100.0%
Charges for Services	26,319	26,539	26,100	26,300	0.8%
Admin Cost Recovery	2,600,908	2,646,219	3,070,854	3,273,446	6.6%
Other Revenues	199	0	0	0	n.a.
Other Fund Transfers	39,399	69,875	79,686	79,500	-0.2%
TOTAL RESOURCES	2,666,824	2,759,153	3,186,390	3,379,246	6.1%
REQUIREMENTS					
Personnel Services	2,206,684	2,231,335	2,610,191	2,782,896	6.6%
Materials and Services	188,015	249,583	268,381	262,359	-2.2%
Administrative Charges	272,125	278,235	307,818	333,991	8.5%
TOTAL REQUIREMENTS	2,666,824	2,759,154	3,186,390	3,379,246	6.1%
FTE	20.60	21.60	21.60	21.60	0.0%

FTE By Position Title By Program

Program: Central Finance	
Position Title	FTE
Accountant 2	2.60
Accounting Specialist	3.00
Budget Analyst 2	1.00
Budget and Grants Manager	1.00
Chief Accountant	1.00
Chief Financial Officer	1.00
Contracts and Procurement Manager	1.00
Controller	1.00

MARION COUNTY FY 2021-22 BUDGET
BY DEPARTMENT
FINANCE

Program: Central Finance	
Position Title	FTE
Grant/Contracts Compliance Analyst	2.00
Management Analyst 2	1.00
Office Specialist 4	1.00
Payroll Analyst	1.00
Payroll Specialist (Confidential)	3.00
Payroll Supervisor	1.00
Property Coordinator	1.00
Program Central Finance FTE Total:	21.60

FTE Changes

There are no changes in FTE.

Central Finance Program Budget Justification

RESOURCES

The Finance Department is primarily funded through Administrative Cost Recovery. Charges for Services resources are financial services provided to the Mid-Willamette Valley Cable Regulatory Commission and the Marion County 4H District. Other Fund Transfers is from the Tax Title Fund for tax foreclosed duties performed by the property coordinator within the Finance Department.

REQUIREMENTS

Personnel Services increased due to normal step increases, cost of living adjustments, and related fringe benefit increases.

Materials and Services decreased due to one-time contracted accounting services not carrying forward to the current year.

MARION COUNTY FY 2021-22 BUDGET

BY DEPARTMENT

FINANCE

KEY DEPARTMENT ACCOMPLISHMENTS

- Prepared and completed the FY 2019-20 audit for Marion County and related service districts within critical deadlines while also developing the Comprehensive Annual Financial Report, which resulted in the receipt of the Certificate of Award from the Government Finance Officers Association (GFOA) for excellence in financial reporting for the nineteenth consecutive year.
- Submitted the FY 2020-21 Budget Book to the Government Finance Officers Association "Distinguished Budget Presentation Award" program and received the award for the tenth consecutive year.
- Continued to coordinate with IT to enhance reporting features in the Marion County Budgeting System (BUD) that will increase efficiencies during the countywide budget preparation process.
- Completed a joint project with IT to replace the Oracle reporting tool. This tool will provide financial, human resources and payroll data for executive management and department reporting needs. Initial implementation of this project for Central Services departments began in FY 2015-16.
- Continued participating in a Lean led process with department contract employees to look for improvements to the county solicitation and contracting process. This project was placed on hold mid-year due to the loss of the Lean certified employee.
- Completed implementation of new programming and vendor setup procedures to produce data for the new IRS 1099 NEC reporting form and issued all 1099 forms by the 2021 due dates.
- With assistance from Human Resources, developed and implemented a countywide online training module for the Marion County PCard Program.
- Developed and implemented an emergency procurement public contracting rules policy.
- Enhanced the Capital Improvement Project (CIP) Manual to help assist departments with identifying, requesting, approving and budgeting for their capital needs. Initiated monthly CIP meetings with CIP departments and provided training on the updates to the manual.
- Assisted in countywide CARES Act implementation, compliance, and reporting in response to the COVID-19 pandemic.

MARION COUNTY FY 2021-22 BUDGET

BY DEPARTMENT

FINANCE

KEY INDICATORS

1: P-Card Transactions

Definition and Purpose

Marion County implemented a Procurement Card (P-Card) program in July 2005. By policy, P-Cards were implemented to replace all other credit and revolving charge cards throughout the county. They are primarily to be used for the purchase of small dollar goods. The use of P-Cards is encouraged for several reasons: 1) lower cost per transaction than other purchase options, 2) rebate incentives provided by the vendor for achieving certain levels of volume purchases, 3) greater level of internal control over purchases, and 4) to improve consistency for purchases throughout the county. Reviewing the annual number of transactions and dollar volume of P-Card use is one way to monitor the success of the program goals.

Significance

This key indicator supports the county strategic priority for Operational Efficiency and Quality Service Goal #6: Provide efficient, effective, and responsive government through stewardship and accountability. As Marion County increases the number of transactions and dollar volume of purchases made with P-Cards, several efficiencies are gained. First, because the transaction cost of using a P-Card is lower than other purchase options, the county achieves greater efficiency with each transaction moved from other purchase options to a P-Card. Second, increasing P-Card use throughout the county will eventually produce reduced costs through the rebate program once the required volume is met. Finally, increased use of the P-Card for purchases ensures that a greater level of controls are involved in county procurements.

Data Units Fiscal Year

The data provided for this key indicator is: 1) annual number of transactions, and 2) annual dollar volume of transactions.

FY 17-18 Actual	FY 18-19 Actual	FY 19-20 Actual	FY 20-21 Estimate	FY 21-22 Estimate
15,804 - \$2,146,940	16,143 - \$2,096,558	13,816 - \$1,966,212	11,935 - \$2,018,430	12,600 - \$2,018,200

Explanation of Trends and Changes

P-Card dollar volume is expected remain nearly identical to FY 2020-21 in FY 2021-22, although transaction count is anticipated to increase slightly in FY 2021-22. For FY 2020-21, P-Card purchasing slowed down due to the pandemic, but a number of the individual transactions were high dollar transactions (for example purchases of masks and sanitizers). Based on more recent monthly trends in FY 2020-21, we anticipate the number of purchases to increase in FY 2021-22 and for the average cost per purchase to decrease. This explains why the dollar amount will be similar year-over-year even though transaction count is higher.

2: Contracts Processed in Compliance With County Policy and Procedure

Definition and Purpose

Marion County contracts staff review contracts processed by departments to ensure that each contract meets standards, policies and procedures. These standards have been implemented to protect the county from unnecessary risk and to ensure that the processing of contracts is efficient and effective. As contracts are reviewed and non-compliance is identified, Finance Department personnel can identify measures to put into place to reduce the specific areas that need improvement. These measures may include additional training, policy development or improved clarification of current policy.

MARION COUNTY FY 2021-22 BUDGET
BY DEPARTMENT
FINANCE

Significance

This key indicator supports the county strategic priority for Operational Efficiency and Quality Service Goal #6: Provide efficient, effective, and responsive government through stewardship and accountability. Some examples of issues identified that may create risk in the contract process are: current contracts that are not extended while work continues past the expiration date, new contracts that are not signed prior to service delivery, missing insurance requirements, incomplete documentation of the solicitation process, inappropriate solicitation process, etc. As Marion County identifies the non-compliance areas through tracking of this key indicator, improvements can be made to the contracts process to meet the goal of reducing risk and increasing efficiency.

Data Units Fiscal Year

The data provided for this key indicator is number of contracts identified with issues of non-compliance compared to total contracts processed by the county.

FY 17-18 Actual	FY 18-19 Actual	FY 19-20 Actual	FY 20-21 Estimate	FY 21-22 Estimate
178 issues (21%) / 830 contracts processed	209 issues (32%) / 661 contracts processed	192 issues (31%) / 627 contracts processed	215 issues (27%) / 800 contracts processed	160 issues (25%) / 650 contracts processed

Explanation of Trends and Changes

Of the 401 contracts that were processed as of January 2021, 86 contracts had some type of non-compliance, of which 39% were reinstatements (contracts that have expired but are still in use). This projects an annual error rate of 27% which is an improvement from FY 2019-20 of 31%. The current trend of contracts processed by the county has increased due to COVID-19, Beachie Creek Fire and the upcoming new biennium, but is expected to go back to average in FY 2021-22. It is anticipated that the error rate will also continue to reduce in FY 2021-22. There have been several new contract staff throughout the county the past two years and it is believed that with continued training and experience, contract policy compliance will continue to improve.

MARION COUNTY FY 2021-22 BUDGET

BY DEPARTMENT

FINANCE

Resources by Fund Detail						
580 - Central Services	Actual FY 18-19	Actual FY 19-20	Budget FY 20-21	Proposed FY 21-22	Approved FY 21-22	Adopted FY 21-22
Intergovernmental Federal						
331401 Coronavirus Relief Fund	0	16,521	9,750	0	0	0
Intergovernmental Federal Total	0	16,521	9,750	0	0	0
Charges for Services						
341430 Copy Machine Fees	13	97	0	0	0	0
342910 Public Records Request Charges	251	75	100	300	300	300
344999 Other Reimbursements	0	20	0	0	0	0
347101 Central Svcs to Other Agencies	26,054	26,347	26,000	26,000	26,000	26,000
Charges for Services Total	26,319	26,539	26,100	26,300	26,300	26,300
Admin Cost Recovery						
411600 Finance Allocation	2,600,908	2,646,219	3,070,854	3,273,446	3,273,446	3,273,446
Admin Cost Recovery Total	2,600,908	2,646,219	3,070,854	3,273,446	3,273,446	3,273,446
Other Revenues						
371000 Miscellaneous Income	199	0	0	0	0	0
Other Revenues Total	199	0	0	0	0	0
Other Fund Transfers						
381155 Xfr from Tax Title Land Sales	39,399	69,875	79,686	79,500	79,500	79,500
Other Fund Transfers Total	39,399	69,875	79,686	79,500	79,500	79,500
Central Services Total	2,666,824	2,759,153	3,186,390	3,379,246	3,379,246	3,379,246
Finance Grand Total	2,666,824	2,759,153	3,186,390	3,379,246	3,379,246	3,379,246

MARION COUNTY FY 2021-22 BUDGET

BY DEPARTMENT

FINANCE

Requirements by Fund Detail

580 - Central Services	Actual FY 18-19	Actual FY 19-20	Budget FY 20-21	Proposed FY 21-22	Approved FY 21-22	Adopted FY 21-22
Personnel Services						
Salaries and Wages						
511110 Regular Wages	1,145,815	1,163,391	1,595,796	1,713,458	1,713,458	1,713,458
511120 Temporary Wages	9,769	1,289	0	0	0	0
511130 Vacation Pay	94,602	74,325	0	0	0	0
511140 Sick Pay	56,396	59,759	0	0	0	0
511141 Emergency Sick Pay	0	2,834	0	0	0	0
511150 Holiday Pay	60,844	66,118	0	0	0	0
511160 Comp Time Pay	1,592	692	0	0	0	0
511210 Compensation Credits	26,051	28,534	28,259	31,876	31,876	31,876
511240 Leave Payoff	8,810	10,470	11,012	0	0	0
511290 Health Insurance Waiver Pay	5,321	8,963	9,600	9,600	9,600	9,600
511410 Straight Pay	281	410	0	0	0	0
511420 Premium Pay	360	5,132	2,000	3,285	3,285	3,285
Salaries and Wages Total	1,409,841	1,421,917	1,646,667	1,758,219	1,758,219	1,758,219
Fringe Benefits						
512010 Fringe Benefits Budget Only	0	0	0	1,215	1,215	1,215
512110 PERS	266,133	329,640	377,677	418,553	418,553	418,553
512120 401K	25,234	24,136	28,684	31,145	31,145	31,145
512130 PERS Debt Service	84,371	65,662	88,045	78,093	78,093	78,093
512200 FICA	105,258	105,693	124,410	133,091	133,091	133,091
512310 Medical Insurance	273,210	245,294	298,080	312,984	312,984	312,984
512320 Dental Insurance	24,498	21,004	25,056	26,352	26,352	26,352
512330 Group Term Life Insurance	2,498	2,479	3,026	4,066	4,066	4,066
512340 Long Term Disability Insurance	5,011	4,930	6,784	6,372	6,372	6,372
512400 Unemployment Insurance	4,256	4,279	4,936	5,264	5,264	5,264
512520 Workers Comp Insurance	437	378	648	648	648	648
512600 Wellness Program	769	743	880	880	880	880
512610 Employee Assistance Program	618	630	748	814	814	814
512700 County HSA Contributions	4,550	4,550	4,550	5,200	5,200	5,200
Fringe Benefits Total	796,843	809,418	963,524	1,024,677	1,024,677	1,024,677
Personnel Services Total	2,206,684	2,231,335	2,610,191	2,782,896	2,782,896	2,782,896
Materials and Services						
Supplies						
521010 Office Supplies	6,932	7,644	7,500	7,400	7,400	7,400
521070 Departmental Supplies	1,142	1,970	1,300	1,700	1,700	1,700
521110 First Aid Supplies	0	0	25	25	25	25
521190 Publications	50	50	100	125	125	125
Supplies Total	8,124	9,664	8,925	9,250	9,250	9,250

MARION COUNTY FY 2021-22 BUDGET

BY DEPARTMENT

FINANCE

580 - Central Services	Actual FY 18-19	Actual FY 19-20	Budget FY 20-21	Proposed FY 21-22	Approved FY 21-22	Adopted FY 21-22
Materials and Services						
Materials						
522060 Sign Materials	0	0	0	50	50	50
522150 Small Office Equipment	1,635	1,997	3,600	1,900	1,900	1,900
522160 Small Departmental Equipment	0	0	2,750	500	500	500
522170 Computers Non Capital	1,242	10,646	2,700	2,490	2,490	2,490
522180 Software	268	1,892	500	500	500	500
Materials Total	3,145	14,535	9,550	5,440	5,440	5,440
Communications						
523020 Phone and Communication Svcs	0	120	0	0	0	0
523040 Data Connections	380	480	300	250	250	250
523050 Postage	71	11	0	0	0	0
523060 Cellular Phones	623	628	630	630	630	630
523090 Long Distance Charges	101	187	50	100	100	100
Communications Total	1,174	1,426	980	980	980	980
Utilities						
524010 Electricity	12,460	13,070	11,823	11,750	11,750	11,750
524020 City Operations and St Lights	8	8	8	28	28	28
524040 Natural Gas	110	118	126	120	120	120
524050 Water	191	196	223	206	206	206
524070 Sewer	425	434	460	467	467	467
524090 Garbage Disposal and Recycling	877	772	757	758	758	758
Utilities Total	14,071	14,598	13,397	13,329	13,329	13,329
Contracted Services						
525150 Audit Services	93,420	128,525	123,000	126,450	126,450	126,450
525152 Accounting Services	0	1,598	0	0	0	0
525153 Fiscal Agent Services	990	2,490	1,000	2,500	2,500	2,500
525175 Temporary Staffing	0	2,758	0	0	0	0
525450 Subscription Services	0	1,419	500	500	500	500
525710 Printing Services	2,765	4,108	5,700	4,200	4,200	4,200
525715 Advertising	4,386	5,252	6,500	6,000	6,000	6,000
525735 Mail Services	10,233	10,152	10,300	10,300	10,300	10,300
525740 Document Disposal Services	205	120	150	150	150	150
525999 Other Contracted Services	1,273	11,804	17,750	13,250	13,250	13,250
Contracted Services Total	113,271	168,225	164,900	163,350	163,350	163,350
Repairs and Maintenance						
526010 Office Equipment Maintenance	484	100	200	200	200	200
526021 Computer Software Maintenance	3,350	4,100	19,431	19,435	19,435	19,435
526030 Building Maintenance	4,903	267	600	500	500	500
Repairs and Maintenance Total	8,737	4,467	20,231	20,135	20,135	20,135

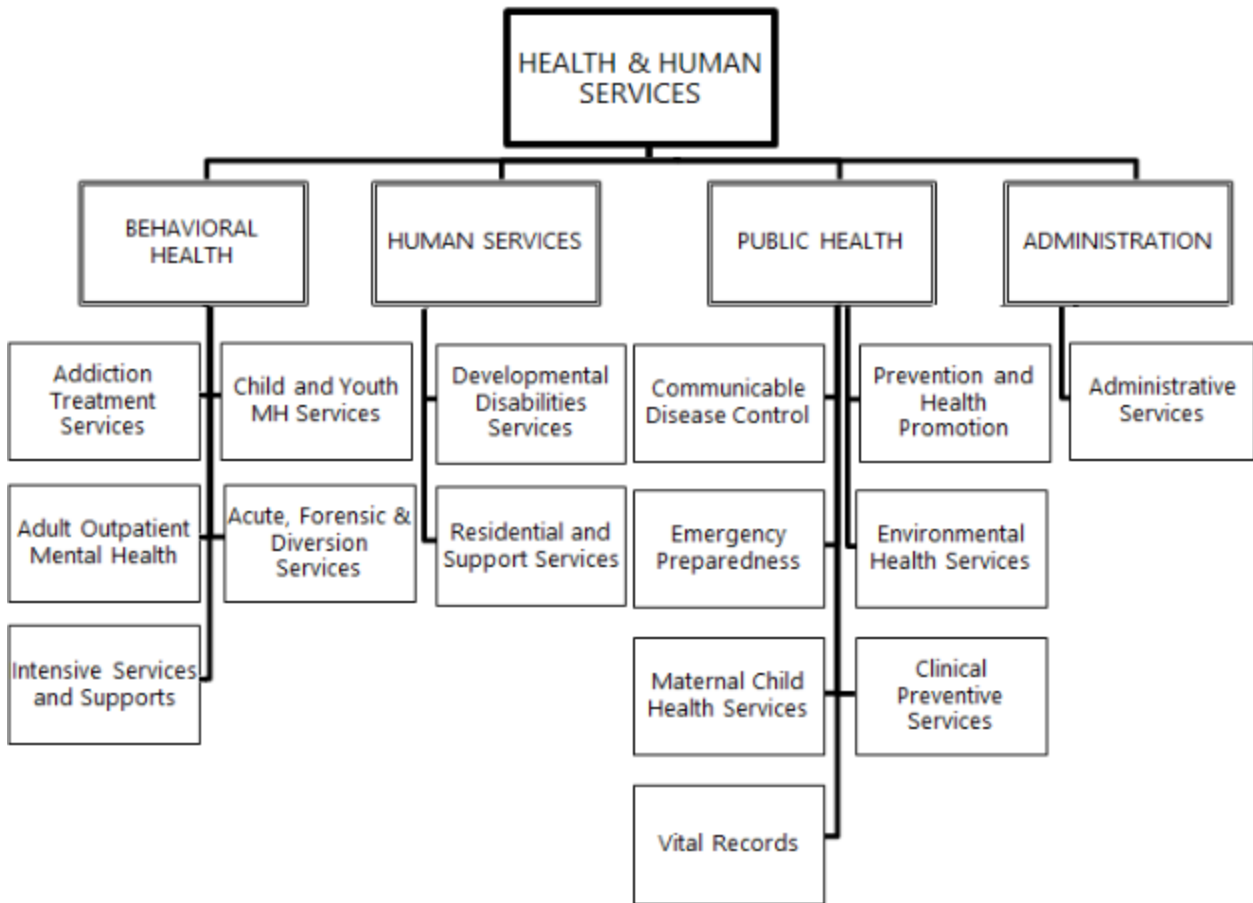
MARION COUNTY FY 2021-22 BUDGET

BY DEPARTMENT

FINANCE

580 - Central Services	Actual FY 18-19	Actual FY 19-20	Budget FY 20-21	Proposed FY 21-22	Approved FY 21-22	Adopted FY 21-22
Materials and Services						
Rentals						
527120 Motor Pool Mileage	417	158	500	300	300	300
527130 Parking	26	57	75	75	75	75
527240 Condo Assn Assessments	12,345	13,463	17,109	17,205	17,205	17,205
527300 Equipment Rental	5,547	4,542	5,950	4,650	4,650	4,650
Rentals Total	18,335	18,220	23,634	22,230	22,230	22,230
Miscellaneous						
529110 Mileage Reimbursement	721	354	743	750	750	750
529120 Commercial Travel	1,013	(291)	1,000	0	0	0
529130 Meals	592	297	689	810	810	810
529140 Lodging	2,705	3,481	4,051	3,290	3,290	3,290
529210 Meetings	718	491	750	600	600	600
529220 Conferences	4,770	2,955	4,890	4,570	4,570	4,570
529230 Training	2,171	2,629	5,041	4,370	4,370	4,370
529300 Dues and Memberships	8,098	8,461	9,550	9,935	9,935	9,935
529650 Pre Employment Costs	62	72	50	70	70	70
529840 Professional Licenses	250	0	0	675	675	675
529999 Miscellaneous Expense	56	0	0	2,575	2,575	2,575
Miscellaneous Total	21,156	18,449	26,764	27,645	27,645	27,645
Materials and Services Total	188,015	249,583	268,381	262,359	262,359	262,359
Administrative Charges						
611100 County Admin Allocation	25,895	22,134	27,782	33,159	33,159	33,159
611210 Facilities Mgt Allocation	30,429	29,443	35,630	36,826	36,826	36,826
611220 Custodial Allocation	21,632	24,248	27,271	27,864	27,864	27,864
611230 Courier Allocation	835	923	1,027	1,263	1,263	1,263
611250 Risk Management Allocation	2,977	2,332	4,197	4,431	4,431	4,431
611255 Benefits Allocation	5,745	5,921	0	0	0	0
611260 Human Resources Allocation	21,925	22,060	34,248	37,297	37,297	37,297
611300 Legal Services Allocation	18,033	19,998	35,577	41,784	41,784	41,784
611400 Information Tech Allocation	70,589	80,327	81,441	86,207	86,207	86,207
611410 FIMS Allocation	32,783	33,028	28,555	31,748	31,748	31,748
611420 Telecommunications Allocation	2,861	3,744	3,006	7,368	7,368	7,368
611430 Info Tech Direct Charges	12,892	12,941	0	0	0	0
611800 MCBEE Allocation	516	261	3,903	931	931	931
612100 IT Equipment Use Charges	10,613	8,075	11,481	10,413	10,413	10,413
614100 Liability Insurance Allocation	9,100	7,500	8,900	8,200	8,200	8,200
614200 WC Insurance Allocation	5,300	5,300	4,800	6,500	6,500	6,500
Administrative Charges Total	272,125	278,235	307,818	333,991	333,991	333,991
Central Services Total	2,666,824	2,759,154	3,186,390	3,379,246	3,379,246	3,379,246
Finance Grand Total	2,666,824	2,759,154	3,186,390	3,379,246	3,379,246	3,379,246

HEALTH AND HUMAN SERVICES



MISSION STATEMENT

Create a safe and welcoming community where all people can access high quality health and human services and are supported to achieve their highest level of health.

GOALS AND OBJECTIVES

- Goal 1 Deliver an exceptional customer experience.
 - Objective 1 Increase customer satisfaction.
 - Objective 2 Increase awareness of service offerings.

- Goal 2 Drive systematic change to support healthy communities.
 - Objective 1 Increase community engagement.
 - Objective 2 Increase partner engagement.

- Goal 3 Improve internal systems and processes.
 - Objective 1 Launch a new electronic health record (EHR) system.
 - Objective 2 Improve quality improvement capabilities.
 - Objective 3 Improve efficiency by speed and use of resources.

MARION COUNTY FY 2021-22 BUDGET
BY DEPARTMENT
HEALTH AND HUMAN SERVICES

Goal 4 Support our people and culture.

Objective 1 Increase employee engagement.

Objective 2 Execute the Health and Human Services Strategic Plan.

MARION COUNTY FY 2021-22 BUDGET

BY DEPARTMENT

HEALTH AND HUMAN SERVICES

DEPARTMENT OVERVIEW

Health and Human Services serves as the community mental health program and the local public health department for Marion County. Health and Human Services and its administrator function under the authority vested in the county commissioners by statute to serve as both the local mental health authority and the local public health authority. In these roles, Health and Human Services is responsible for assuring the availability of mandated and state contracted services in our community. Health and Human Services achieves these roles through planning, program development, providing services, contracting for services, program oversight, evaluation, and quality improvement. The major focus of Public Health and Behavioral Health services is to provide for the safety of community members, and ensure access to critical services and supports for those most vulnerable to health inequities.

MARION COUNTY FY 2021-22 BUDGET

BY DEPARTMENT

HEALTH AND HUMAN SERVICES

RESOURCE AND REQUIREMENT SUMMARY

Health and Human Services	FY 18-19 ACTUAL	FY 19-20 ACTUAL	FY 20-21 BUDGET	FY 21-22 ADOPTED	+/- %
RESOURCES					
Intergovernmental Federal	3,379,817	6,809,106	23,586,980	13,051,236	-44.7%
Intergovernmental State	23,025,609	25,240,069	26,168,378	26,407,379	0.9%
Intergovernmental Local	14,577,308	9,686,948	2,477,625	36,459	-98.5%
Charges for Services	7,392,091	15,967,309	24,260,844	26,985,894	11.2%
Interest	333,015	246,557	272,120	190,100	-30.1%
Other Revenues	67,508	16,527	14,500	10,000	-31.0%
General Fund Transfers	3,604,588	3,428,949	3,962,080	4,347,854	9.7%
Settlements	0	1,331	0	0	n.a.
Net Working Capital	23,831,809	16,946,723	20,212,534	22,834,546	13.0%
TOTAL RESOURCES	76,211,743	78,343,520	100,955,061	93,863,468	-7.0%
REQUIREMENTS					
Personnel Services					
Salaries and Wages	24,013,257	24,470,513	32,465,688	30,487,099	-6.1%
Fringe Benefits	14,509,373	15,564,445	19,979,280	19,805,175	-0.9%
Total Personnel Services	38,522,630	40,034,958	52,444,968	50,292,274	-4.1%
Materials and Services					
Supplies	855,009	878,504	1,286,257	698,066	-45.7%
Materials	379,571	255,107	121,704	116,050	-4.6%
Communications	403,258	551,261	398,006	493,920	24.1%
Utilities	221,252	202,745	171,393	197,965	15.5%
Contracted Services	8,171,451	6,971,276	16,744,003	8,554,867	-48.9%
Repairs and Maintenance	334,675	234,788	206,200	886,644	330.0%
Rentals	2,449,971	2,203,608	2,209,041	2,387,922	8.1%
Insurance	77,954	83,070	70,500	55,500	-21.3%
Miscellaneous	357,622	422,810	1,148,267	406,425	-64.6%
Total Materials and Services	13,250,762	11,803,169	22,355,371	13,797,359	-38.3%
Administrative Charges	5,918,997	5,892,757	6,918,413	7,786,969	12.6%
Capital Outlay	758,998	12,487	20,000	0	-100.0%
Transfers Out	813,633	387,614	2,653,359	3,545,655	33.6%
Contingency	0	0	14,562,950	14,441,211	-0.8%
Ending Fund Balance	0	0	2,000,000	4,000,000	100.0%
TOTAL REQUIREMENTS	59,265,020	58,130,986	100,955,061	93,863,468	-7.0%
FTE	455.33	455.18	490.18	491.18	0.2%

MARION COUNTY FY 2021-22 BUDGET

BY DEPARTMENT

HEALTH AND HUMAN SERVICES

FUNDS

Fund Name	FY 18-19 ACTUAL	FY 19-20 ACTUAL	FY 20-21 BUDGET	FY 21-22 ADOPTED	% of Total
RESOURCES					
FND 190 Health and Human Services	76,211,743	78,343,520	100,955,061	93,863,468	100.0%
TOTAL RESOURCES	76,211,743	78,343,520	100,955,061	93,863,468	100.0%
REQUIREMENTS					
FND 190 Health and Human Services	59,265,020	58,130,986	100,955,061	93,863,468	100.0%
TOTAL REQUIREMENTS	59,265,020	58,130,986	100,955,061	93,863,468	100.0%

PROGRAMS

	FY 18-19 ACTUAL	FY 19-20 ACTUAL	FY 20-21 BUDGET	FY 21-22 ADOPTED	+/- %
RESOURCES					
Addiction Treatment Svcs	5,732,772	5,906,685	7,319,074	7,023,742	-4.0%
Child and Youth MH Svcs	5,633,217	4,653,163	5,935,444	6,166,953	3.9%
Adult Outpatient MH Svcs	5,838,562	6,525,806	10,010,118	10,700,315	6.9%
Acute Forensic Diversion Svcs	7,499,687	7,493,293	7,890,287	8,383,754	6.3%
Intensive Svcs and Supports	10,144,436	6,493,999	7,839,190	7,525,237	-4.0%
Developmental Disabilities	8,634,163	10,652,449	10,286,440	11,035,743	7.3%
Residential and Support Svcs	5,406,207	3,663,962	4,686,560	4,116,167	-12.2%
Communicable Disease Control	1,740,755	2,939,979	18,444,323	11,816,226	-35.9%
Prevention and Hlth Promotion	627,875	758,468	1,076,301	1,043,935	-3.0%
Emergency Preparedness	241,011	262,204	559,414	266,662	-52.3%
Environmental Health Svcs	1,038,966	1,163,691	1,289,993	1,242,119	-3.7%
Maternal Child Health Svcs	2,869,851	2,570,712	3,129,732	3,878,460	23.9%
Clinical Preventive Svcs	1,908,562	1,740,045	1,496,704	1,599,733	6.9%
Vital Records	397,703	405,396	405,386	406,335	0.2%
HE Administrative Services	18,497,975	23,113,668	20,586,095	18,658,087	-9.4%
TOTAL RESOURCES	76,211,743	78,343,520	100,955,061	93,863,468	-7.0%
REQUIREMENTS					
Addiction Treatment Svcs	5,771,707	6,216,768	7,319,074	7,023,742	-4.0%
Child and Youth MH Svcs	5,541,457	4,889,578	5,935,444	6,166,953	3.9%
Adult Outpatient MH Svcs	5,634,674	8,504,415	10,010,118	10,700,315	6.9%
Acute Forensic Diversion Svcs	6,259,902	6,666,811	7,890,287	8,383,754	6.3%
Intensive Svcs and Supports	9,774,700	7,435,633	7,839,190	7,525,237	-4.0%
Developmental Disabilities	8,440,146	8,814,189	10,286,440	11,035,743	7.3%
Residential and Support Svcs	4,814,630	3,719,222	4,686,560	4,116,167	-12.2%
Communicable Disease Control	1,726,350	2,306,608	18,444,323	11,816,226	-35.9%
Prevention and Hlth Promotion	755,752	696,474	1,076,301	1,043,935	-3.0%
Emergency Preparedness	241,011	264,956	559,414	266,662	-52.3%
Environmental Health Svcs	847,467	991,789	1,289,993	1,242,119	-3.7%
Maternal Child Health Svcs	2,826,516	2,782,900	3,129,732	3,878,460	23.9%
Clinical Preventive Svcs	1,881,112	1,611,185	1,496,704	1,599,733	6.9%
Vital Records	191,236	243,701	405,386	406,335	0.2%
HE Administrative Services	4,558,360	2,986,758	20,586,095	18,658,087	-9.4%
TOTAL REQUIREMENTS	59,265,020	58,130,986	100,955,061	93,863,468	-7.0%

MARION COUNTY FY 2021-22 BUDGET

BY DEPARTMENT

HEALTH AND HUMAN SERVICES

Addiction Treatment Svcs Program

- Provides medication-assisted treatment services including Methadone and Suboxone.
- Provides adult alcohol and drug intensive treatment recovery services.
- Provides adolescent alcohol and drug counseling and treatment services.
- Operates a day treatment program for women (Her Place).
- Provides driving under the influence of intoxicants (DUII) education and preventative services.
- Provides alcohol and drug treatment services in connection with the Student Opportunity for Achieving Results (SOAR) project.
- Coordinates Law Enforcement Assisted Diversion (LEAD) project for Marion County.

Program Summary

Health and Human Services

Program: Addiction Treatment Svcs

	FY 18-19 ACTUAL	FY 19-20 ACTUAL	FY 20-21 BUDGET	FY 21-22 ADOPTED	+/- %
RESOURCES					
Intergovernmental Federal	801,811	793,545	483,606	495,841	2.5%
Intergovernmental State	1,501,164	1,405,835	1,495,717	1,831,506	22.5%
Intergovernmental Local	19,500	0	0	0	n.a.
Charges for Services	3,059,990	3,486,336	3,841,637	3,481,297	-9.4%
Admin Cost Recovery	0	24,088	31,779	0	-100.0%
Other Revenues	41,123	13,740	9,000	9,000	0.0%
General Fund Transfers	64,908	183,142	253,086	262,178	3.6%
Net Working Capital	244,277	0	1,204,249	943,920	-21.6%
TOTAL RESOURCES	5,732,772	5,906,685	7,319,074	7,023,742	-4.0%
REQUIREMENTS					
Personnel Services	3,399,672	3,702,761	4,255,772	3,989,454	-6.3%
Materials and Services	1,339,284	1,407,107	1,472,481	1,451,069	-1.5%
Administrative Charges	911,432	1,106,901	1,309,821	1,323,219	1.0%
Capital Outlay	580	0	0	0	n.a.
Transfers Out	120,739	0	21,000	0	-100.0%
Contingency	0	0	260,000	260,000	0.0%
TOTAL REQUIREMENTS	5,771,707	6,216,768	7,319,074	7,023,742	-4.0%
FTE	51.65	48.55	45.15	43.60	-3.4%

FTE By Position Title By Program

Program: Addiction Treatment Svcs	
Position Title	FTE
Addiction Recovery Mentor	8.00
Addiction Recovery Mentor (Bilingual)	1.00
Addiction Recovery Mentor (LEAD)	2.00
Addiction Treatment Assoc 1	14.00
Addiction Treatment Assoc 1 (Bilingual)	3.00
Addiction Treatment Assoc 2	1.00
Behavioral Health Aide	2.00

MARION COUNTY FY 2021-22 BUDGET
BY DEPARTMENT
HEALTH AND HUMAN SERVICES

Program: Addiction Treatment Svcs	
Position Title	FTE
Behavioral Health Nurse 1	1.60
Behavioral Health Nurse 2	1.00
Clinical Supervisor 2	2.00
Health Program Manager	1.00
LPN	1.00
Office Specialist 2	4.00
Office Specialist 2 (Bilingual)	1.00
Office Specialist 3	1.00
Program Addiction Treatment Svcs FTE Total:	43.60

- The FY 2021-22 FTE includes 2.20 General Fund positions.

FTE Changes

The reduction in FTE is due to 1.0 of a Mental Health Specialist being transferred to the Adult Outpatient Mental Health Program to provide services to those with co-occurring addiction and mental health issues. The program also eliminated an Addiction Treatment Associate 1.0 FTE position that had previously supported work with the Juvenile Drug Court and 1.0 FTE of an Addiction Recovery Mentor.

Addiction Treatment Svcs Program Budget Justification

RESOURCES

Intergovernmental State funding is increasing due to additional residential funds allocated to Her Place as well as new funding from Oregon Health Authority (OHA) to support peer delivered services and supports to those enrolled in medication-assisted treatment. The decrease in Charges for Services reflects a decline in referrals and enrollments due to the impacts of COVID-19. We anticipate billing revenue to be low in the early months of FY 2021-22 as the referral pathways are rebuilt within our system. The decrease in Admin Cost Recovery is due to the program no longer providing services to the Juvenile Drug Court in FY 2021-22. The decrease in Net Working Capital is due to the reduction in FTE for this program.

REQUIREMENTS

Requirements for the Addiction Treatment Services Program are expected to remain relatively unchanged in FY 2021-22. The decrease in Transfers Out was due to a one time purchase of a vehicle to support the Addiction Treatment Services Program staff stationed at Silverton Road in FY 2020-21.

MARION COUNTY FY 2021-22 BUDGET

BY DEPARTMENT

HEALTH AND HUMAN SERVICES

Child and Youth MH Svcs Program

- Provides early childhood mental health assessments and services.
- Provides mental health counseling, outpatient treatment and case management services.
- Provides parenting education services.
- Provides group and family counseling.
- Provides parent and child interactive therapy (PCIT) services.
- Provides psychiatric evaluation and medication management, and coordinates inpatient psychiatric services.
- Provides outreach to the Latinx community to increase access to underserved populations in Marion County.
- Provides school based mental health services.

Program Summary

Health and Human Services

Program: Child and Youth MH Svcs

	FY 18-19 ACTUAL	FY 19-20 ACTUAL	FY 20-21 BUDGET	FY 21-22 ADOPTED	+/- %
RESOURCES					
Intergovernmental Federal	181,044	554,345	189,550	189,550	0.0%
Intergovernmental State	292,920	122,258	241,915	265,853	9.9%
Intergovernmental Local	3,302,535	1,329,242	0	0	n.a.
Charges for Services	189,497	2,151,342	3,493,967	4,188,103	19.9%
Admin Cost Recovery	0	11,611	16,240	0	-100.0%
General Fund Transfers	462,126	484,364	342,618	379,219	10.7%
Net Working Capital	1,205,094	0	1,651,154	1,144,228	-30.7%
TOTAL RESOURCES	5,633,217	4,653,163	5,935,444	6,166,953	3.9%
REQUIREMENTS					
Personnel Services	3,992,264	3,391,687	4,138,465	4,267,963	3.1%
Materials and Services	593,378	477,504	540,700	439,020	-18.8%
Administrative Charges	944,109	1,020,387	1,031,279	1,234,970	19.8%
Capital Outlay	2,955	0	0	0	n.a.
Transfers Out	8,751	0	0	0	n.a.
Contingency	0	0	225,000	225,000	0.0%
TOTAL REQUIREMENTS	5,541,457	4,889,578	5,935,444	6,166,953	3.9%
FTE	46.70	39.75	37.00	39.95	8.0%

FTE By Position Title By Program

Program: Child and Youth MH Svcs	
Position Title	FTE
Behavioral Health Nurse 2	0.05
Clinical Supervisor 1	2.00
Clinical Supervisor 2	0.65
Health Program Manager	0.55
Health Program Supervisor	0.50
Mental Health Assoc	3.00
Mental Health Assoc (Bilingual)	2.50
Mental Health Assoc (Job Share/Bilingual)	1.00

MARION COUNTY FY 2021-22 BUDGET

BY DEPARTMENT

HEALTH AND HUMAN SERVICES

Program: Child and Youth MH Svcs	
Position Title	FTE
Mental Health Spec 2	13.80
Mental Health Spec 2 (Bilingual)	8.00
Office Specialist 1 (Bilingual)	0.55
Office Specialist 2	2.95
Office Specialist 2 (Bilingual)	2.00
Office Specialist 3	1.30
Office Specialist 3 (Bilingual)	1.00
Peer Support Specialist	0.10
Program Child and Youth MH Svcs FTE Total:	39.95

- The FY 2021-22 FTE includes 3.00 General Fund positions.

FTE Changes

The slight increase in FTE in this program is due to 3.25 additional FTE for children's intensive care coordination transferred from the Intensive Services and Supports Program.

Child and Youth MH Svcs Program Budget Justification

RESOURCES

The increase to Intergovernmental State and Charges for Services is due to the shift of children's intensive care coordination services and the child and adolescent needs and strengths screenings (CANS) from the Intensive Services and Supports Program to Child and Youth Mental Health Services. Those services have been incorporated within the service array of general children's outpatient services rather than a specialized standalone program. The decrease in Net Working Capital is due to the shift of youth and family crisis services from the Child and Youth Mental Health Services Program to the Acute, Forensic and Diversion Services Program. Based on more efficient economies of scale, it made sense from both a service model perspective and budgetary constraints to incorporate the youth and family crisis services within the existing crisis program.

REQUIREMENTS

The decrease in Materials and Services is due to the shift of youth and family crisis services from the Child and Youth Mental Health Services Program to the Acute, Forensic and Diversion Services Program. The contracted nurse practitioner associated with that service was moved to the Acute, Forensic and Diversion Services Program.

MARION COUNTY FY 2021-22 BUDGET

BY DEPARTMENT

HEALTH AND HUMAN SERVICES

Adult Outpatient MH Svcs Program

- Provides mental health counseling, including group and family counseling, medication management, and case management services.
- Provides consumer-focused social and vocational supports, supported employment, and skills training services.
- Provides pre-admission screening and resident review evaluations for nursing home clients.
- Manages enhanced care and enhanced care outreach services for clients discharged from the Oregon State Hospital.
- Manages the CHOICE model program to provide wraparound supports to adults.
- Provides mental health services for Psychiatric Security Review Board clients.
- Provides coordination of the aging mental health population.
- Provides intensive care coordination services for adults.
- Manages inpatient psychiatric services and discharge planning.
- Coordinates housing for recipients of mental health care services and individuals discharged from the Oregon State Hospital.
- Provides peer delivered mental health services.

Program Summary

Health and Human Services

Program: Adult Outpatient MH Svcs

	FY 18-19 ACTUAL	FY 19-20 ACTUAL	FY 20-21 BUDGET	FY 21-22 ADOPTED	+/- %
RESOURCES					
Intergovernmental Federal	7,363	27,616	7,000	7,000	0.0%
Intergovernmental State	1,537,561	1,894,506	2,198,344	1,953,793	-11.1%
Intergovernmental Local	3,104,660	1,757,884	0	0	n.a.
Charges for Services	901,414	2,844,399	5,366,100	6,277,481	17.0%
Other Revenues	0	69	0	0	n.a.
Settlements	0	1,331	0	0	n.a.
Net Working Capital	287,564	0	2,438,674	2,462,041	1.0%
TOTAL RESOURCES	5,838,562	6,525,806	10,010,118	10,700,315	6.9%
REQUIREMENTS					
Personnel Services	3,322,538	4,999,078	5,913,677	6,434,466	8.8%
Materials and Services	1,351,823	2,218,253	2,210,162	2,153,482	-2.6%
Administrative Charges	960,313	1,287,084	1,558,217	1,797,430	15.4%
Contingency	0	0	328,062	314,937	-4.0%
TOTAL REQUIREMENTS	5,634,674	8,504,415	10,010,118	10,700,315	6.9%
FTE	37.21	54.13	59.93	61.38	2.4%

FTE By Position Title By Program

Program: Adult Outpatient MH Svcs	
Position Title	FTE
Behavioral Health Nurse 1	1.00
Behavioral Health Nurse 2	0.95
Clinical Supervisor 1	0.40

MARION COUNTY FY 2021-22 BUDGET

BY DEPARTMENT

HEALTH AND HUMAN SERVICES

Program: Adult Outpatient MH Svcs	
Position Title	FTE
Clinical Supervisor 2	2.20
Health Program Manager	0.95
Health Program Supervisor	0.90
Health Resources Coordinator	1.00
Mental Health Assoc	21.53
Mental Health Assoc (Bilingual)	0.50
Mental Health Spec 1	1.00
Mental Health Spec 2	15.00
Mental Health Spec 3	3.00
Office Specialist 2	4.60
Office Specialist 2 (Bilingual)	1.00
Office Specialist 3	2.75
Peer Support Specialist	4.60
Program Adult Outpatient MH Svcs FTE Total:	61.38

- In addition to the above there are 0.80 FTE temporary paid staff.

FTE Changes

The increase in FTE is due to 1.0 of a Mental Health Specialist being transferred from the Addiction Treatment Services Program to provide services to those with co-occurring addiction and mental health issues.

Adult Outpatient MH Svcs Program Budget Justification

RESOURCES

The increase to Charges for Services is due to the allocation of PacificSource per-member per-month funds to help support non-billable services and supports provided to adults with severe mental illness.

REQUIREMENTS

Overall requirements for the Adult Outpatient Mental Health Services Program are expected to increase due to additional FTE and the rising costs related to normal step increases, cost of living adjustments, and related fringe benefit increases.

MARION COUNTY FY 2021-22 BUDGET

BY DEPARTMENT

HEALTH AND HUMAN SERVICES

Acute Forensic Diversion Svcs Program

- Provides jail mental health services.
- Provides mental health court services and adult drug court services.
- Provides 24 hour, 7 days a week regional psychiatric crisis services.
- Provides crisis respite services.
- Provides psychiatric evaluation and coordinates hospital admission.
- Provides diversion services.
- Provides mental health transitional services.
- Operates community outreach response and mobile crisis response teams to work closely with law enforcement.
- Coordinates and authorizes acute inpatient services.

Program Summary

Health and Human Services

Program: Acute Forensic Diversion Svcs

	FY 18-19 ACTUAL	FY 19-20 ACTUAL	FY 20-21 BUDGET	FY 21-22 ADOPTED	+/- %
RESOURCES					
Intergovernmental Federal	202,433	16,240	201,349	201,349	0.0%
Intergovernmental State	3,819,395	4,308,872	4,036,776	3,827,360	-5.2%
Intergovernmental Local	1,810,193	1,173,571	0	0	n.a.
Charges for Services	270,144	1,599,057	2,720,446	2,823,700	3.8%
Admin Cost Recovery	104,282	104,495	99,500	70,200	-29.4%
General Fund Transfers	291,057	291,057	313,292	382,132	22.0%
Net Working Capital	1,002,184	0	518,924	1,079,013	107.9%
TOTAL RESOURCES	7,499,687	7,493,293	7,890,287	8,383,754	6.3%
REQUIREMENTS					
Personnel Services	3,918,157	4,057,276	4,741,881	5,272,964	11.2%
Materials and Services	1,420,476	1,587,822	1,810,170	1,650,305	-8.8%
Administrative Charges	916,161	1,003,083	1,220,095	1,385,485	13.6%
Capital Outlay	5,108	0	20,000	0	-100.0%
Transfers Out	0	18,630	0	0	n.a.
Contingency	0	0	98,141	75,000	-23.6%
TOTAL REQUIREMENTS	6,259,902	6,666,811	7,890,287	8,383,754	6.3%
FTE	43.25	45.15	43.85	47.35	8.0%

FTE By Position Title By Program

Program: Acute Forensic Diversion Svcs	
Position Title	FTE
Addiction Recovery Mentor	1.00
Addiction Treatment Assoc 2	1.00
Behavioral Health Aide	1.00
Care Coordinator	0.20
Clinical Supervisor 1	2.05
Clinical Supervisor 2	0.85

MARION COUNTY FY 2021-22 BUDGET
BY DEPARTMENT
HEALTH AND HUMAN SERVICES

Program: Acute Forensic Diversion Svcs	
Position Title	FTE
Health Program Manager	1.00
Health Program Supervisor	1.00
Mental Health Assoc	8.50
Mental Health Assoc (Bilingual)	1.00
Mental Health Spec 2	22.25
Mental Health Spec 2 (Bilingual)	1.00
Mental Health Spec 2 (Lead)	1.00
Office Specialist 2	0.40
Office Specialist 3	3.10
Peer Support Specialist	2.00
Program Acute Forensic Diversion Svcs FTE Total:	47.35

- In addition to the above there are 4.00 FTE temporary paid staff.
- The FY 2021-22 FTE includes 2.83 General Fund positions.

FTE Changes

The increase in FTE reflects the transfer of 2.0 Mental Health Specialist 2's from the Child and Youth Mental Health Services Program. In addition, a new Addiction Recovery Mentor position has been added in FY 2021-22 to provide peer delivered services and supports.

Acute Forensic Diversion Svcs Program Budget Justification

RESOURCES

The decrease in Admin Cost Recovery is due to the program no longer contracting for services with the specialty court grants supporting Mental Health Court. The General Fund increase reflects additional costs associated with staff to maintain the current General Fund service level. The increase in Net Working Capital reflects investments of prior year reserves to support and enhance our crisis system.

REQUIREMENTS

Overall requirements for the Acute, Forensic and Diversion Services Program are increasing in FY 2021-22 due to the transfer of youth and family crisis services from the Child and Youth Mental Health Services Program. The increase in Personnel Services is due to increasing FTE and normal step increases, cost of living adjustments, and related fringe benefit increases.

MARION COUNTY FY 2021-22 BUDGET

BY DEPARTMENT

HEALTH AND HUMAN SERVICES

Intensive Svcs and Supports Program

- Manages the Early Assessment and Support Alliance (EASA).
- Provides Assertive Community Treatment (ACT) services.
- Provides MV-WRAP high fidelity wraparound services.
- Provides Child and Adolescent Needs and Strengths (CANS) assessments for Oregon Department of Human Services Foster Care and Child Welfare.
- Coordinates access to mental health assessments and system of care support for youth in detention at the Juvenile Department.
- Provides emergency department diversion services.
- Monitors purchased alcohol and drug outpatient, residential, and detoxification services, and gambling prevention and contracted treatment services.
- Provides intensive care coordination services for children.

Program Summary

Health and Human Services

Program: Intensive Svcs and Supports

	FY 18-19 ACTUAL	FY 19-20 ACTUAL	FY 20-21 BUDGET	FY 21-22 ADOPTED	+/- %
RESOURCES					
Intergovernmental Federal	185,934	557,475	225,934	225,934	0.0%
Intergovernmental State	1,512,429	769,494	772,875	633,091	-18.1%
Intergovernmental Local	6,394,157	2,203,354	0	0	n.a.
Charges for Services	254,471	2,837,890	5,319,256	5,608,250	5.4%
General Fund Transfers	86,204	125,786	104,707	103,003	-1.6%
Net Working Capital	1,711,241	0	1,416,418	954,959	-32.6%
TOTAL RESOURCES	10,144,436	6,493,999	7,839,190	7,525,237	-4.0%
REQUIREMENTS					
Personnel Services	6,340,519	5,047,392	5,362,627	5,141,783	-4.1%
Materials and Services	1,662,735	887,368	945,674	770,981	-18.5%
Administrative Charges	1,771,446	1,500,873	1,430,889	1,512,473	5.7%
Contingency	0	0	100,000	100,000	0.0%
TOTAL REQUIREMENTS	9,774,700	7,435,633	7,839,190	7,525,237	-4.0%
FTE	79.65	61.45	56.10	50.15	-10.6%

FTE By Position Title By Program

Program: Intensive Svcs and Supports	
Position Title	FTE
Addiction Treatment Assoc 1	1.00
Behavioral Health Nurse 1	1.00
Care Coordinator	9.80
Care Coordinator (Bilingual)	3.00
Clinical Supervisor 1	0.55
Clinical Supervisor 2	3.30
Health Program Manager	0.50
Health Program Supervisor	0.60

MARION COUNTY FY 2021-22 BUDGET
BY DEPARTMENT
HEALTH AND HUMAN SERVICES

Program: Intensive Svcs and Supports	
Position Title	FTE
Mental Health Assoc	7.50
Mental Health Assoc (Bilingual)	2.00
Mental Health Spec 2	6.70
Mental Health Spec 2 (Bilingual)	1.00
Occupational Therapy Specialist	0.60
Office Specialist 1 (Bilingual)	0.45
Office Specialist 2	3.05
Office Specialist 3	1.80
Peer Support Specialist	6.30
Peer Support Specialist (Bilingual)	1.00
Program Intensive Svcs and Supports FTE Total:	50.15

- The FY 2021-22 FTE includes a 0.75 General Fund position.

FTE Changes

The reduction in FTE is due to the transfer of FTE to the Child and Youth Mental Health Services Program to support CANS screenings as well as children's intensive care coordination which are now aligned with children's outpatient services. The program also reduced 1.0 FTE of a Care Coordinator in the MV-WRAP service due to declining enrollment in the program.

Intensive Svcs and Supports Program Budget Justification

RESOURCES

Intergovernmental State funding is decreasing due to the shift in resources for child adolescent needs and strengths screenings (CANS) from the Intensive Services and Supports Program to the Child and Youth Mental Health Services Program. The decrease in Net Working Capital is due to the overall decrease in requirements for this program in FY 2021-22.

REQUIREMENTS

Materials and Services are decreasing due to provider contracts for outpatient addiction treatment services and for peer delivered services being reduced in FY 2020-21 but not yet reflected in the budget. The FY 2021-22 estimates are based on current spending patterns.

MARION COUNTY FY 2021-22 BUDGET

BY DEPARTMENT

HEALTH AND HUMAN SERVICES

Developmental Disabilities Program

- Provides and purchases services for adults and children with developmental disabilities.
- Performs intake and eligibility determination.
- Monitors individual support plan services.
- Provides adult abuse investigation services.
- Provides fiscal and service monitoring of contracted providers.
- Administers family support services for children.

Program Summary

Health and Human Services

Program: Developmental Disabilities

	FY 18-19 ACTUAL	FY 19-20 ACTUAL	FY 20-21 BUDGET	FY 21-22 ADOPTED	+/- %
RESOURCES					
Intergovernmental Federal	0	60,380	0	0	n.a.
Intergovernmental State	7,477,605	10,592,070	9,766,309	10,579,275	8.3%
Charges for Services	44	0	0	0	n.a.
General Fund Transfers	72,383	0	0	0	n.a.
Net Working Capital	1,084,132	0	520,131	456,468	-12.2%
TOTAL RESOURCES	8,634,163	10,652,449	10,286,440	11,035,743	7.3%
REQUIREMENTS					
Personnel Services	5,945,226	6,482,213	7,527,288	7,804,972	3.7%
Materials and Services	1,070,893	635,478	533,856	506,535	-5.1%
Administrative Charges	1,424,028	1,696,498	2,010,744	2,512,146	24.9%
Contingency	0	0	214,552	212,090	-1.1%
TOTAL REQUIREMENTS	8,440,146	8,814,189	10,286,440	11,035,743	7.3%
FTE	68.40	71.30	76.60	78.57	2.6%

FTE By Position Title By Program

Program: Developmental Disabilities	
Position Title	FTE
Accounting Clerk	1.00
Accounting Specialist	2.00
Accounting Specialist (Bilingual)	1.00
Adult Abuse Investigator	3.50
Clinical Supervisor 2	4.00
Developmental Disabilities Assoc 2	39.00
Developmental Disabilities Assoc 2 (Bilingual)	9.00
Developmental Disabilities Specialist 1	5.00
Developmental Disabilities Specialist 2	1.00
Health Program Supervisor	1.50
Management Analyst 1	3.72
Mental Health Spec 2	0.50
Occupational Therapy Specialist	0.40
Office Manager	1.00

MARION COUNTY FY 2021-22 BUDGET
 BY DEPARTMENT
 HEALTH AND HUMAN SERVICES

Program: Developmental Disabilities	
Position Title	FTE
Office Specialist 1 (Bilingual)	1.00
Office Specialist 2	1.95
Office Specialist 2 (Bilingual)	1.00
Office Specialist 3	2.00
Program Developmental Disabilities FTE Total:	78.57

FTE Changes

The additional FTE in FY 2021-22 is due to increasing caseloads and requirements from DHS. The increases include 2.0 FTE of Developmental Disabilities Associate 2 positions to meet the needs of this growing population.

Developmental Disabilities Program Budget Justification

RESOURCES

Intergovernmental State revenue is expected to increase with the new biennium funding model from Oregon Department of Human Services (DHS). Marion County enrollment has continued to increase, which will lead to an increase in revenues. The decrease in Charges for Services is due to one-time funding to support COVID related activities for the Developmental Disabilities program.

REQUIREMENTS

Overall requirements for the Developmental Disabilities Program are expected to remain relatively unchanged in FY 2021-22. Personnel Services are increasing due to the addition of two FTE to support increasing enrollment in the program.

MARION COUNTY FY 2021-22 BUDGET

BY DEPARTMENT

HEALTH AND HUMAN SERVICES

Residential and Support Svcs Program

- Oversees residential placement and licensure.
- Provides adult abuse investigation services.
- Manages and coordinates residential services.
- Manages housing rental assistance program for youth and adults.
- Coordinates supportive housing, structured housing, and foster care services.

Program Summary

Health and Human Services

Program: Residential and Support Svcs

	FY 18-19 ACTUAL	FY 19-20 ACTUAL	FY 20-21 BUDGET	FY 21-22 ADOPTED	+/- %
RESOURCES					
Intergovernmental Federal	237,029	208,026	133,879	119,479	-10.8%
Intergovernmental State	4,421,887	2,930,335	3,586,786	2,900,334	-19.1%
Intergovernmental Local	217,546	81,138	0	0	n.a.
Charges for Services	254,384	423,638	446,492	433,623	-2.9%
Admin Cost Recovery	0	20,826	52,739	0	-100.0%
Net Working Capital	275,362	0	466,664	662,731	42.0%
TOTAL RESOURCES	5,406,207	3,663,962	4,686,560	4,116,167	-12.2%
REQUIREMENTS					
Personnel Services	1,337,447	1,492,179	1,752,038	1,750,394	-0.1%
Materials and Services	3,223,298	1,816,821	2,402,647	1,824,415	-24.1%
Administrative Charges	253,884	410,222	463,988	541,358	16.7%
Transfers Out	0	0	28,577	0	-100.0%
Contingency	0	0	39,310	0	-100.0%
TOTAL REQUIREMENTS	4,814,630	3,719,222	4,686,560	4,116,167	-12.2%
FTE	16.60	17.25	20.30	16.90	-16.7%

FTE By Position Title By Program

Program: Residential and Support Svcs	
Position Title	FTE
Adult Abuse Investigator	0.50
Care Coordinator	1.00
Clinical Supervisor 1	1.00
Health Program Supervisor	0.50
Mental Health Assoc	10.80
Mental Health Assoc (Bilingual)	1.00
Office Specialist 2	0.05
Office Specialist 3	0.05
Peer Support Specialist	2.00
Program Residential and Support Svcs FTE Total:	16.90

- In addition to the above there are 1.60 FTE temporary paid staff.

MARION COUNTY FY 2021-22 BUDGET

BY DEPARTMENT

HEALTH AND HUMAN SERVICES

FTE Changes

The FTE decrease in this program is due to the elimination of 2.0 FTE of Behavioral Health Aides in Horizon House, 1.0 FTE of an Addiction Treatment Associate serving the specialty court grants and a 1.0 FTE Clinical Supervisor.

Residential and Support Svcs Program Budget Justification

RESOURCES

Intergovernmental State funding is decreasing due to a change in the funding model for rental assistance programs in Marion and Polk County. Through FY 2020-21, all funds were awarded to Marion County and subcontracted to Polk County. Beginning in FY 2021-22, those funds will be contracted directly by Oregon Health Authority (OHA) to Polk County. The decrease in Admin Cost Recovery is due to no longer providing services and supports to the Veteran's Court and Mental Health Court. The increase in Net Working Capital is due to increasing staffing costs associated with Horizon House providing residential services to those transitioning from higher levels of care.

REQUIREMENTS

Materials and Services are decreasing due to the change in the funding model for rental assistance. In FY 2021-22, these contract payments to Polk County will be made directly by OHA and not passed through Marion County.

MARION COUNTY FY 2021-22 BUDGET

BY DEPARTMENT

HEALTH AND HUMAN SERVICES

Communicable Disease Control Program

- Provides TB screening and case management services.
- Investigation of disease outbreaks and reportable disease cases.
- Conducts disease prevention education.
- Dispenses and distributes mass medication in a public health emergency.
- Conducts Public Health modernization efforts.

Program Summary

Health and Human Services

Program: Communicable Disease Control

	FY 18-19 ACTUAL	FY 19-20 ACTUAL	FY 20-21 BUDGET	FY 21-22 ADOPTED	+/- %
RESOURCES					
Intergovernmental Federal	0	1,319,048	16,579,590	9,124,503	-45.0%
Intergovernmental State	731,761	796,412	1,462,703	1,240,084	-15.2%
Charges for Services	17,071	44,112	67,777	114,200	68.5%
General Fund Transfers	927,900	780,417	1,047,353	1,220,355	16.5%
Other Fund Transfers	0	(11)	(782,415)	0	-100.0%
Net Working Capital	64,023	0	69,315	117,084	68.9%
TOTAL RESOURCES	1,740,755	2,939,979	18,444,323	11,816,226	-35.9%
REQUIREMENTS					
Personnel Services	1,244,378	1,549,584	7,377,963	3,110,595	-57.8%
Materials and Services	214,453	393,321	5,484,748	909,093	-83.4%
Administrative Charges	267,519	363,702	375,011	767,827	104.7%
Transfers Out	0	0	737,993	0	-100.0%
Contingency	0	0	4,468,608	7,028,711	57.3%
TOTAL REQUIREMENTS	1,726,350	2,306,608	18,444,323	11,816,226	-35.9%
FTE	11.35	11.48	36.86	38.91	5.6%

FTE By Position Title By Program

Program: Communicable Disease Control	
Position Title	FTE
Environmental Health Specialist 2	0.50
Epidemiologist	13.32
Epidemiologist (Bilingual)	0.95
Health Educator 1	3.00
Health Educator 2	0.50
Health Educator 2 (Bilingual)	2.00
Health Educator 3	5.89
Office Specialist 2	0.50
Office Specialist 2 (Bilingual)	0.46
Office Specialist 3	0.40
Office Specialist 3 (Bilingual)	1.10
Public Health Nurse 2	2.80
Public Health Nurse 3	1.25

MARION COUNTY FY 2021-22 BUDGET

BY DEPARTMENT

HEALTH AND HUMAN SERVICES

Program: Communicable Disease Control	
Position Title	FTE
Public Health Nurse Pgm Manager	1.40
Public Health Pgm Supervisor	1.25
Public Health Physician	0.50
Public Health Worker 3 (Bilingual)	3.09
Program Communicable Disease Control FTE Total:	38.91

- The FY 2021-22 FTE includes 7.72 General Fund positions.

FTE Changes

The FTE increase in this program includes a 1.0 FTE increase for a Public Health Program Supervisor to assist with oversight and supervision of this growing program. In addition, a 1.0 FTE Public Health Worker position was added due to additional funding to focus on reducing the impacts of TB on the pacific islander population in Marion County.

Communicable Disease Control Program Budget Justification

RESOURCES

The increase in funding from Intergovernmental Federal is due to a CDC grant received by Oregon Health Authority (OHA) to support COVID-19 as well as further investments in communicable disease at the local level. The decrease in funding from Intergovernmental State is due to COVID-19 specific resources received in FY 2020-21. The increase in Charges for Services reflects an expectation that as the pandemic winds down the volume of communicable disease services will begin to increase, as resources shift from COVID-19 response back to the more traditional roles in the Communicable Disease Control Program.

REQUIREMENTS

The decrease in Personnel Services and Materials and Services in this program is due to the gradual reduction of staffing and purchases required to support the COVID-19 operation in Marion County. Marion County Health and Human Services led the COVID-19 response which includes case investigation, contact tracing, vaccine coordination, education, outreach and wraparound supports for those impacted by the pandemic in our community. The Transfers Out in FY 2020-21 was intended to be a one-time expense related to space planning efforts for a new Health Services Building for the Public Health Division. The increase in Contingency is due to additional funding related to the federal CDC grant received by OHA that is available to be spent through 2024. Funds will be placed in Contingency and utilized as needed during the pandemic in the short term but carried forward and utilized to make longer term investments in our public health system that will enable us to achieve the goals of Public Health Modernization.

MARION COUNTY FY 2021-22 BUDGET

BY DEPARTMENT

HEALTH AND HUMAN SERVICES

Prevention and Hlth Promotion Program

- Provides alcohol and drug prevention services.
- Provides gambling prevention services.
- Manages the tobacco prevention and education program.
- Assists communities in implementing healthy communities policies that sustain environmental and system changes that address major community high-risk health problems.
- Assists with parenting education using the strengthening families program.
- Coordinates youth suicide prevention programs.
- Provides mental health promotion and prevention services.
- Coordinates the Zero Suicide initiative.
- Conducts the Community Health Improvement Partnership (CHIP) and Community Health Assessment (CHA).
- Prevention services consist of a wide variety of services that take place throughout the Health and Human Services Department; only parts of some programs are directly budgeted within the prevention and rural services program.

Program Summary

Health and Human Services

Program: Prevention and Hlth Promotion

	FY 18-19 ACTUAL	FY 19-20 ACTUAL	FY 20-21 BUDGET	FY 21-22 ADOPTED	+/- %
RESOURCES					
Intergovernmental Federal	128,059	285,209	156,325	156,323	0.0%
Intergovernmental State	499,816	449,165	390,273	380,011	-2.6%
Charges for Services	0	24,095	307,723	175,000	-43.1%
Net Working Capital	0	0	221,980	332,601	49.8%
TOTAL RESOURCES	627,875	758,468	1,076,301	1,043,935	-3.0%
REQUIREMENTS					
Personnel Services	462,970	452,436	633,190	641,804	1.4%
Materials and Services	179,156	137,860	229,609	179,821	-21.7%
Administrative Charges	113,626	106,177	141,502	155,310	9.8%
Contingency	0	0	72,000	67,000	-6.9%
TOTAL REQUIREMENTS	755,752	696,474	1,076,301	1,043,935	-3.0%
FTE	6.55	6.60	6.00	5.90	-1.7%

FTE By Position Title By Program

Program: Prevention and Hlth Promotion	
Position Title	FTE
Health Educator 2	2.60
Health Educator 3	2.55
Public Health Pgm Supervisor	0.75
Program Prevention and Hlth Promotion FTE Total:	5.90

FTE Changes

There are no significant FTE changes in this program.

MARION COUNTY FY 2021-22 BUDGET

BY DEPARTMENT

HEALTH AND HUMAN SERVICES

Prevention and Hlth Promotion Program Budget Justification

RESOURCES

The decrease in Charges for Services reflects a one-time grant that was received in FY 2020-21 from the Willamette Health Council. The increase in Net Working Capital is required to cover increasing personnel and administrative costs.

REQUIREMENTS

The decrease in Materials and Services is due to one-time purchases associated with the Willamette Health Council grant awarded in FY 2020-21.

MARION COUNTY FY 2021-22 BUDGET

BY DEPARTMENT

HEALTH AND HUMAN SERVICES

Emergency Preparedness Program

- Plans and coordinates Public Health related Emergency Preparedness.
- Develop Health and Human Services emergency response and continuity of operations plans.

Program Summary

Health and Human Services

Program: Emergency Preparedness

	FY 18-19 ACTUAL	FY 19-20 ACTUAL	FY 20-21 BUDGET	FY 21-22 ADOPTED	+/- %
RESOURCES					
Intergovernmental Federal	160,497	246,334	384,403	151,241	-60.7%
Intergovernmental Local	0	0	74,746	36,459	-51.2%
Charges for Services	0	2,032	37,616	30,000	-20.2%
General Fund Transfers	45,197	13,838	48,617	48,962	0.7%
Net Working Capital	35,318	0	14,032	0	-100.0%
TOTAL RESOURCES	241,011	262,204	559,414	266,662	-52.3%
REQUIREMENTS					
Personnel Services	169,574	152,772	405,794	195,273	-51.9%
Materials and Services	13,926	43,612	105,266	15,166	-85.6%
Administrative Charges	57,511	68,572	48,354	56,223	16.3%
TOTAL REQUIREMENTS	241,010	264,955	559,414	266,662	-52.3%
FTE	2.28	2.18	2.02	1.97	-2.5%

FTE By Position Title By Program

Program: Emergency Preparedness	
Position Title	FTE
Environmental Health Specialist 2	0.27
Epidemiologist	0.27
Health Educator 3	1.00
Management Analyst 1	0.28
Public Health Pgm Supervisor	0.15
Program Emergency Preparedness FTE Total:	1.97

- The FY 2021-22 FTE includes 0.32 General Fund positions.

FTE Changes

There are no significant FTE changes in this program.

Emergency Preparedness Program Budget Justification

RESOURCES

Intergovernmental Federal funding is decreasing due to COVID-19 funds received in FY 2019-20 and FY 2020-21 that will not be available in FY 2021-22. The increase to Intergovernmental Local is due to a National Association of County and City Health Officials (NACCHO) grant received in FY 2020-21 to support emergency preparedness efforts for intellectual and developmentally disabled individuals. This was a population disproportionately impacted during the pandemic.

MARION COUNTY FY 2021-22 BUDGET

BY DEPARTMENT

HEALTH AND HUMAN SERVICES

REQUIREMENTS

Overall requirements for the Emergency Preparedness Program are decreasing due to the absence of COVID-19 funding. This has resulted in a reduction to Personnel Services, as this program will no longer employ temporary staff participating in the COVID-19 emergency response. In addition, Materials and Services will decline as many of the purchases in FY 2019-20 and FY 2020-21 were to support the COVID-19 emergency response efforts.

MARION COUNTY FY 2021-22 BUDGET

BY DEPARTMENT

HEALTH AND HUMAN SERVICES

Environmental Health Svcs Program

- Inspects and licenses restaurants, schools and other food vendors.
- Investigates food and waterborne outbreaks to find causes and prevent further health problems.
- Conducts vector control and public education.
- Provides staffing to the Ambulance Services Area (ASA) committee.
- Provides online food handler training and issues food handler cards.
- Administers and enforces drinking water quality standards for public water systems.
- Conducts health inspections of recreational and tourist accommodations.

Program Summary

Health and Human Services

Program: Environmental Health Svcs

	FY 18-19 ACTUAL	FY 19-20 ACTUAL	FY 20-21 BUDGET	FY 21-22 ADOPTED	+/- %
RESOURCES					
Intergovernmental Federal	51,249	97,795	94,557	99,234	4.9%
Intergovernmental State	30,566	114,041	48,100	47,618	-1.0%
Charges for Services	900,553	898,947	889,341	868,945	-2.3%
Other Revenues	(49)	(16)	0	0	n.a.
General Fund Transfers	56,647	52,923	48,748	58,951	20.9%
Net Working Capital	0	0	209,247	167,371	-20.0%
TOTAL RESOURCES	1,038,966	1,163,691	1,289,993	1,242,119	-3.7%
REQUIREMENTS					
Personnel Services	613,287	747,577	933,348	910,692	-2.4%
Materials and Services	65,877	59,608	88,622	53,378	-39.8%
Administrative Charges	156,810	184,604	227,023	258,049	13.7%
Capital Outlay	11,492	0	0	0	n.a.
Transfers Out	0	0	21,000	0	-100.0%
Contingency	0	0	20,000	20,000	0.0%
TOTAL REQUIREMENTS	847,467	991,789	1,289,993	1,242,119	-3.7%
FTE	7.45	8.50	8.43	7.93	-5.9%

FTE By Position Title By Program

Program: Environmental Health Svcs	
Position Title	FTE
Environmental Health Specialist 2	3.23
Environmental Health Specialist 2 (Bilingual)	1.00
Environmental Health Specialist 3	2.00
Office Specialist 2 (Bilingual)	0.75
Office Specialist 3 (Bilingual)	0.10
Public Health Pgm Supervisor	0.85
Program Environmental Health Svcs FTE Total:	7.93

- The FY 2021-22 FTE includes 0.35 General Fund positions.

MARION COUNTY FY 2021-22 BUDGET
BY DEPARTMENT
HEALTH AND HUMAN SERVICES

FTE Changes

There are no significant FTE changes in this program.

Environmental Health Svcs Program Budget Justification

RESOURCES

Overall resources for the Environmental Health Services Program are expected to remain relatively unchanged in FY 2021-22. The General Fund increase reflects additional costs associated with staff to maintain the current General Fund service level.

REQUIREMENTS

Overall requirements for the Environmental Health Services Program are expected to remain relatively unchanged in FY 2021-22. The decrease in Materials and Services is due to aligning budget estimates with current and historical spending patterns.

MARION COUNTY FY 2021-22 BUDGET

BY DEPARTMENT

HEALTH AND HUMAN SERVICES

Maternal Child Health Svcs Program

- Provides public health nurse home visits to high risk infants.
- Provides neonatal monitoring and intervention for at risk children.
- Manages an early childhood program including home visiting nursing.
- Administers the food supplement program for women, infants and children (WIC).
- Provides health and nutrition information to the public.
- Provides Family Connects home visiting services.

Program Summary

Health and Human Services

Program: Maternal Child Health Svcs

	FY 18-19 ACTUAL	FY 19-20 ACTUAL	FY 20-21 BUDGET	FY 21-22 ADOPTED	+/- %
RESOURCES					
Intergovernmental Federal	1,290,031	1,860,516	1,244,779	1,272,830	2.3%
Intergovernmental State	83,425	50,207	142,526	234,546	64.6%
Charges for Services	507,369	332,144	395,000	890,481	125.4%
Other Revenues	3,000	0	0	0	n.a.
General Fund Transfers	240,586	327,846	715,819	733,914	2.5%
Net Working Capital	745,439	0	631,608	746,689	18.2%
TOTAL RESOURCES	2,869,851	2,570,712	3,129,732	3,878,460	23.9%
REQUIREMENTS					
Personnel Services	1,997,915	1,968,215	2,223,378	2,689,204	21.0%
Materials and Services	308,532	289,842	282,528	409,908	45.1%
Administrative Charges	520,069	524,842	553,131	709,348	28.2%
Contingency	0	0	70,695	70,000	-1.0%
TOTAL REQUIREMENTS	2,826,516	2,782,899	3,129,732	3,878,460	23.9%
FTE	21.01	21.87	25.81	25.36	-1.7%

FTE By Position Title By Program

Program: Maternal Child Health Svcs	
Position Title	FTE
Epidemiologist	0.16
Health Educator 2	0.50
Health Educator 3	0.05
Nutrition Educator	2.00
Nutrition Specialist	1.00
Nutrition Specialist (Bilingual)	8.00
Nutritionist	1.60
Office Specialist 2 (Bilingual)	0.90
Office Specialist 3	0.20
Office Specialist 3 (Bilingual)	0.45
Public Health Nurse 2	2.60
Public Health Nurse 2 (Bilingual)	4.00
Public Health Nurse 3	1.00

MARION COUNTY FY 2021-22 BUDGET

BY DEPARTMENT

HEALTH AND HUMAN SERVICES

Program: Maternal Child Health Svcs	
Position Title	FTE
Public Health Nurse Pgm Manager	1.00
Public Health Worker 3 (Bilingual)	1.90
Program Maternal Child Health Svcs FTE Total:	25.36

- In addition to the above there are 0.40 FTE temporary paid staff.
- The FY 2021-22 FTE includes 3.58 General Fund positions.

FTE Changes

There are no significant FTE changes in this program.

Maternal Child Health Svcs Program Budget Justification

RESOURCES

The increase in Intergovernmental State and Charges for Services is due to a new service being offered by the Maternal Child Health Services Program. Family Connects is a home visiting service offered to all families with newborns linking nurses, community resources and families. This Intergovernmental State increase is to provide Marion County with state general fund revenues to support the required match payment for Family Connects targeted case management services. The increase in Net Working Capital is due to additional resources needed to maintain current service levels in WIC.

REQUIREMENTS

Personnel Services in the Maternal Child Health Services Program are increasing due to the Family Connects home visiting service and additional positions that were added during FY 2020-21. The increase in Materials and Services is due to the required match payment related to the new Family Connects home visiting services.

MARION COUNTY FY 2021-22 BUDGET

BY DEPARTMENT

HEALTH AND HUMAN SERVICES

Clinical Preventive Svcs Program

- Detection of, treatment of, and counseling for sexually transmitted infections.
- Provides adult and child immunizations and vaccines.
- Enforcement of School Exclusion laws.
- Conducts immunization promotion and outreach activities.
- Provides HIV counseling, testing, outreach and prevention services.

Program Summary

Health and Human Services

Program: Clinical Preventive Svcs

	FY 18-19 ACTUAL	FY 19-20 ACTUAL	FY 20-21 BUDGET	FY 21-22 ADOPTED	+/- %
RESOURCES					
Intergovernmental Federal	134,367	316,389	155,699	91,642	-41.1%
Intergovernmental State	432,505	342,768	394,035	524,777	33.2%
Intergovernmental Local	329	0	0	0	n.a.
Charges for Services	273,596	284,767	168,403	138,350	-17.8%
Other Revenues	6,451	1,470	3,500	0	-100.0%
General Fund Transfers	777,354	794,651	635,728	750,387	18.0%
Net Working Capital	283,961	0	139,339	94,577	-32.1%
TOTAL RESOURCES	1,908,562	1,740,046	1,496,704	1,599,733	6.9%
REQUIREMENTS					
Personnel Services	1,211,138	1,067,980	1,055,905	1,152,764	9.2%
Materials and Services	223,311	203,083	147,557	122,794	-16.8%
Administrative Charges	366,328	340,123	228,242	259,175	13.6%
Transfers Out	80,334	0	0	0	n.a.
Contingency	0	0	65,000	65,000	0.0%
TOTAL REQUIREMENTS	1,881,112	1,611,185	1,496,704	1,599,733	6.9%
FTE	14.53	14.08	10.81	11.21	3.7%

FTE By Position Title By Program

Program: Clinical Preventive Svcs	
Position Title	FTE
Epidemiologist	0.12
Epidemiologist (Bilingual)	0.05
Health Educator 2 (Bilingual)	1.00
Health Educator 3	0.04
Office Specialist 2 (Bilingual)	1.54
Office Specialist 3	1.20
Office Specialist 3 (Bilingual)	1.10
Public Health Nurse 2	1.30
Public Health Nurse 3	0.75
Public Health Nurse Pgm Manager	0.60
Public Health Physician	0.50
Public Health Worker 2 (Bilingual)	1.00

MARION COUNTY FY 2021-22 BUDGET

BY DEPARTMENT

HEALTH AND HUMAN SERVICES

Program: Clinical Preventive Svcs	
Position Title	FTE
Public Health Worker 3 (Bilingual)	2.01
Program Clinical Preventive Svcs FTE Total:	11.21

- The FY 2021-22 FTE includes 5.25 General Fund positions.

FTE Changes

There are no significant FTE changes in this program.

Clinical Preventive Svcs Program Budget Justification

RESOURCES

Intergovernmental Federal is increasing due to additional HIV prevention funds being allocated to Marion County. The continued decrease to Charges for Services is due to reduced volume of services being provided in the Public Health clinic. The General Fund increase reflects additional costs associated with staff to maintain the current General Fund service level. Reduced Net Working Capital is required to meet operational needs of the Clinical Preventive Services Program.

REQUIREMENTS

Personnel Services are increasing due to normal step increases, cost of living adjustments, and related fringe benefit increases. The decrease in Materials and Services is due to revised estimates based on current spending patterns and an overall decrease in the anticipated services levels in the Public Health clinic.

MARION COUNTY FY 2021-22 BUDGET
BY DEPARTMENT
HEALTH AND HUMAN SERVICES

Vital Records Program

- Issues birth and death certificates.

Program Summary

Health and Human Services	Program: Vital Records				
	FY 18-19 ACTUAL	FY 19-20 ACTUAL	FY 20-21 BUDGET	FY 21-22 ADOPTED	+/- %
RESOURCES					
Intergovernmental Federal	0	12,118	0	0	n.a.
Charges for Services	397,743	393,279	405,386	406,335	0.2%
Other Revenues	(40)	0	0	0	n.a.
TOTAL RESOURCES	397,703	405,396	405,386	406,335	0.2%
REQUIREMENTS					
Personnel Services	124,663	169,705	308,254	291,564	-5.4%
Materials and Services	9,553	15,276	14,815	12,314	-16.9%
Administrative Charges	57,020	58,719	82,317	102,457	24.5%
TOTAL REQUIREMENTS	191,236	243,700	405,386	406,335	0.2%
FTE	2.65	2.30	3.50	3.20	-8.6%

FTE By Position Title By Program

Program: Vital Records	
Position Title	FTE
Epidemiologist	0.13
Health Educator 3	0.37
Office Specialist 2 (Bilingual)	2.25
Office Specialist 3	0.20
Office Specialist 3 (Bilingual)	0.25
Program Vital Records FTE Total:	3.20

FTE Changes

There are no significant FTE changes in this program.

Vital Records Program Budget Justification

RESOURCES

Resources for the Vital Records Program are expected to remain relatively unchanged in FY 2021-22.

REQUIREMENTS

Requirements for the Vital Records Program are expected to remain relatively unchanged in FY 2021-22.

MARION COUNTY FY 2021-22 BUDGET

BY DEPARTMENT

HEALTH AND HUMAN SERVICES

HE Administrative Services Program

- Provides leadership, strategic direction, planning, and policy development for the department.
- Conducts department wide quality assurance, utilization review, and quality and process improvements.
- Monitors the service levels of care, client populations, and demographics as well as system deficiencies.
- Monitors compliance requirements.
- Performs contract management.
- Provides medical billing, accounts receivable, accounts payable, payroll, human resources, and budget support services.
- Coordinates communication and public information efforts for the Department.
- Monitors and enforces HIPAA privacy and security rules and regulations.
- Administers department facilities support activities.
- Responsible for occupational and building safety activities.
- Serves as department liaison with Information Technology Department including maintaining electronic health record (Raintree, DrCloudEHR).
- Manages the department fleet vehicles.
- Manages the department wide data analytics program.
- Conducts service utilization review.
- Provides fiscal administration for five specialty court grants.

Program Summary

Health and Human Services

Program: HE Administrative Services

	FY 18-19 ACTUAL	FY 19-20 ACTUAL	FY 20-21 BUDGET	FY 21-22 ADOPTED	+/- %
RESOURCES					
Intergovernmental Federal	0	454,070	3,730,309	916,310	-75.4%
Intergovernmental State	684,576	1,464,107	1,632,019	1,989,131	21.9%
Intergovernmental Local	(271,613)	3,141,758	2,402,879	0	-100.0%
Charges for Services	365,814	645,271	801,700	1,550,129	93.4%
Admin Cost Recovery	(104,282)	(161,019)	(200,258)	(70,200)	-64.9%
Interest	333,015	246,557	272,120	190,100	-30.1%
Other Revenues	17,025	1,265	2,000	1,000	-50.0%
General Fund Transfers	580,225	374,925	452,112	408,753	-9.6%
Other Fund Transfers	0	11	782,415	0	-100.0%
Net Working Capital	16,893,215	16,946,723	10,710,799	13,672,864	27.7%
TOTAL RESOURCES	18,497,975	23,113,668	20,586,095	18,658,087	-9.4%
REQUIREMENTS					
Personnel Services	4,442,882	4,754,103	5,815,388	6,638,382	14.2%
Materials and Services	1,574,067	1,630,214	6,086,536	3,299,078	-45.8%
Administrative Charges	(2,801,259)	(3,779,030)	(3,762,200)	(4,828,501)	28.3%
Capital Outlay	738,862	12,487	0	0	n.a.
Transfers Out	603,809	368,984	1,844,789	3,545,655	92.2%
Contingency	0	0	8,601,582	6,003,473	-30.2%

MARION COUNTY FY 2021-22 BUDGET

BY DEPARTMENT

HEALTH AND HUMAN SERVICES

	FY 18-19 ACTUAL	FY 19-20 ACTUAL	FY 20-21 BUDGET	FY 21-22 ADOPTED	+/- %
Ending Fund Balance	0	0	2,000,000	4,000,000	100.0%
TOTAL REQUIREMENTS	4,558,360	2,986,758	20,586,095	18,658,087	-9.4%
FTE	46.05	50.59	57.82	58.80	1.7%

FTE By Position Title By Program

Program: HE Administrative Services	
Position Title	FTE
Accountant 1	1.00
Accounting Specialist	2.00
Administrative Assistant	4.00
Administrative Services Manager	1.00
Administrative Services Manager Sr	1.00
Budget Analyst 2	1.00
Communications Coordinator	1.00
Contracts Specialist Sr	2.00
Data Specialist	2.00
Data Specialist Sr	1.00
Departmental Division Director	4.00
Health and Human Services Administrator	1.00
Health Educator 3	0.10
Management Analyst 1	6.00
Management Analyst 2	1.00
Medical Billing Specialist	4.00
Mental Health Spec 2	2.00
Office Manager	2.00
Office Manager Sr	4.00
Office Specialist 2	0.50
Office Specialist 2 (Bilingual)	4.10
Office Specialist 2 (Floater)	2.00
Office Specialist 2 (Floater) (Bilingual)	1.00
Office Specialist 3	1.00
Office Specialist 3 (Bilingual)	1.00
Office Specialist 4	1.00
Payroll Clerk	1.00
Program Coordinator 2	2.00
Program Supervisor	1.00
Public Health Nurse 2	0.10
Public Health Worker 3 (Bilingual)	1.00
Quality Improvement Facilitator	1.00
Support Specialist (Non-IT)	2.00
Program HE Administrative Services FTE Total:	58.80

- In addition to the above there are 1.00 FTE temporary paid staff.
- FY 2021-22 FTE includes 1.55 General Fund positions.

MARION COUNTY FY 2021-22 BUDGET
BY DEPARTMENT
HEALTH AND HUMAN SERVICES

FTE Changes

The increase in FTE is due to the addition of a Medical Billing Specialist. This position is needed to support increased billing volume as well as participate in quality reviews and chart audits.

HE Administrative Services Program Budget Justification

RESOURCES

Intergovernmental Federal has decreased in FY 2021-22 due to an anticipated decrease in COVID-19 funding. Intergovernmental State is increasing due to increased internal allocations of local administration revenues to support the Health Administrative Services Program. Intergovernmental Local funding in FY 2020-21 reflected the final wind down distribution of reserves from the Mid-Valley Behavioral Care Network (BCN). The BCN will no longer be operational in FY 2021-22. The increase in Charges for Services includes additional per-member per-month allocations from the current CCO provider contract with PacificSource Community Solutions. The allocations received by Marion County increase as the CCO membership increases. Admin Cost Recovery is reduced due to the discontinuation of provider agreements with specialty court grants that were billed to internal programs. The reduction in Interest is based on current projections. The increase in Net Working Capital is due to overall stable funding across Health and Human Services programs.

REQUIREMENTS

The increase in Personnel Services is due to increasing FTE along with normal step increases, cost of living adjustments, and related fringe benefit increases. The decrease in Materials and Services is due to decreased costs related to the new electronic health record for user licenses, ongoing maintenance and vendor support. Transfers Out for FY 2021-22 includes debt service payments and anticipated capital construction costs for a new health service building to begin construction in 2021. The decrease in Contingency and increase to Ending Fund Balance is due to increased stability over funding in FY 2021-22. During the FY 2020-21 budget process the impact of the pandemic on our funding was unknown and additional funds were shifted from Ending Fund Balance to Contingency to reduce risk of budget shortfalls. This same level of uncertainty does not exist in FY 2021-22.

MARION COUNTY FY 2021-22 BUDGET

BY DEPARTMENT

HEALTH AND HUMAN SERVICES

KEY DEPARTMENT ACCOMPLISHMENTS

- The Marion County Health and Human Services (MCHHS) Department continues to make significant progress towards the implementation of a new Electronic Health Record (EHR). The project is on pace for implementation in late 2021 and the project team has completed the analysis and documentation of all work flows across the department. Once implemented, work processes will be streamlined and the new EHR will enable higher quality care and a better customer experience to those we serve. The new EHR will also allow MCHHS leadership improved access to data to refine the decision-making process and the evaluation of our services.
- MCHHS has led the COVID-19 emergency response activities for the duration of the pandemic. This included core public health functions such as case investigation, contact tracing, community outreach and education. The Public Health Division collaborated with partners to identify and connect with communities disproportionately impacted by the pandemic. Working alongside the Board of Commissioners, as the Local Public Health Authority, informed policy decisions to support the health and safety of Marion County.
- The Public Health Division leads COVID-19 vaccination coordination efforts. Working with partners to build sufficient capacity throughout the County, along with early planning efforts, enabled Marion County to lead the way in vaccine distribution and administration as a model for the rest of the state.
- Programs transitioned to telehealth services to reach community members during the COVID-19 pandemic. In response, programs saw a decline in no-show rates and increased engagement from younger individuals.
- Teams from each MCHHS division aided in the response to the wildfires in September by providing counseling, COVID-19 prevention, and aid to other responding departments. The Behavioral Health Division led efforts to provide trauma informed care to those impacted by the wildfires which includes crisis support at the Fairgrounds as well as the development of a youth and family center in the initial recovery effort. The team continues to provide ongoing case management for those displaced by the wildfires.
- A room block rental agreement with a hotel in Woodburn provided Marion County with sufficient capacity for isolation and quarantine during the pandemic. The hotel was also utilized to assist those displaced by the wildfires in September 2020 as well as a resource for individuals and families impacted by the ice storm in early February 2021. This resource has been vital to support our community through three emergencies. Procedures were developed and implemented to operate this project successfully and safely.
- Suicide awareness and prevention were an area of focus this past year, with high concern that the pandemic would further increase deaths by suicide in our county. The Zero Suicide Champions rolled out a Caring Contacts strategy and has sent out more than 5,000 messages of hope to consumers of behavioral health services. Targeted focus across our region, in collaboration with many regional partnerships including Mid Valley Suicide Prevention Coalition had an impact in reducing deaths by suicide in Marion County in 2019.
- MCHHS expanded bilingual mental health crisis services to Woodburn, a community which has been disproportionately impacted by the COVID-19 pandemic.

MARION COUNTY FY 2021-22 BUDGET

BY DEPARTMENT

HEALTH AND HUMAN SERVICES

KEY INDICATORS

1: Prevention of Communicable Disease

Definition and Purpose

Many communicable diseases are vaccine preventable including measles, mumps, and chicken pox. Vaccines are safe, effective and covered by most insurance plans. Vaccines for Children, a federally funded program, make vaccines available free or at low cost to children who are uninsured or under-insured.

Significance

Achieving optimal childhood immunization levels in Marion County is a community effort and supports Marion County Strategic Plan Goal #3 - Health and Community Services. For various reasons, at any point in time, children may not be current on vaccines recommended for their age. Marion County Health and Human Services works with school districts and child care centers to review child immunization status through the school exclusion process. Marion County Health and Human Services also works alongside many community partners and convenes an immunization coalition to help protect the community against vaccine-preventable illnesses. Research shows that immunizing a large portion of the community or school creates a "herd immunity" that helps to stop widespread transmission that would be hazardous to those who are unable to be vaccinated.

Data Units Fiscal Year

School Exclusion Orders Issued: School exclusion rates reflect the immunization levels of children enrolled in licensed child care and K-12 schools.

FY 17-18 Actual	FY 18-19 Actual	FY 19-20 Actual	FY 20-21 Estimate	FY 21-22 Estimate
1,746	1,573	2,166	1,800	1,700

Data Units Calendar Year

Vaccines Available to the Public: Vaccines are offered at Health and Human Services offices in Salem, Silverton, Stayton, and Woodburn.

CY 2018 Actual	CY 2019 Actual	CY 2020 Actual	CY 2021 Estimate	CY 2022 Estimate
6,987	5,097	2,009	3,800	4,000

Marion County Immunization Rates

CY 2018 Actual	CY 2019 Actual	CY 2020 Actual	CY 2021 Estimate	CY 2022 Estimate
72%	73%	74%	74%	75%

Explanation of Trends and Changes

MCHHS saw reduced numbers across the board in FY 2020-21 due to the impacts of the COVID-19 pandemic.

Children have increased access to primary healthcare providers due to the Oregon Cover All Kids insurance program, MCHHS anticipates a continued reduction in the need to directly provide immunizations to school aged children. Direct services in Stayton, Woodburn and Silverton have been discontinued due to this trend. Due to COVID-19 response efforts, MCHHS has had to limit immunization services. If a COVID-19 vaccine becomes available MCHHS will play a lead role in the roll out.

The immunization program continues to promote immunizations and education on vaccines and preventable disease to public and community partners throughout Marion County. It is anticipated that immunization rates hold steady and will not see the annual increase as seen in previous years due to COVID-19 delays in well child care.

MARION COUNTY FY 2021-22 BUDGET

BY DEPARTMENT

HEALTH AND HUMAN SERVICES

2: Prevention of Foodborne and Waterborne Illness

Definition and Purpose

Oregon state rules describe standards that aim to safeguard public health by providing consumers safe food and safe water for drinking and swimming. Regular and systematic inspection of food establishments, pools and spas helps to ensure that the operators of these establishments follow the standards mandated by the law.

Significance

Illness caused by pathogens can be spread to people by consuming contaminated food or water. Injury can occur when people consume foods with physical contaminants or are exposed to chemicals or equipment that is improperly maintained. An incident of contamination or an accident at a restaurant or pool may impact the health of large numbers of people. Marion County Environmental Health works in partnership with the Oregon Health Authority, food service and pool service industries and the general public to provide education for both consumers and operators, conducts inspections of facilities to make sure they meet minimum standards and assists in investigations of illness with the Marion County communicable disease team. This key indicator supports Marion County Strategic Plan Goal #3 - Health and Community Services.

Data Units Calendar Year

Restaurant Inspections: Restaurants are inspected twice annually.

CY 2018 Actual	CY 2019 Actual	CY 2020 Actual	CY 2021 Estimate	CY 2022 Estimate
1,979	2,450	1,134	1,600	2,100

Failed to Comply / Closed by the Health and Human Services / Closed Voluntarily: A closed restaurant may not reopen until it passes a re-inspection with a score of at least 80, with all critical violations corrected, and the operator presents the environmental health supervisor with a plan for how they will maintain a passing score in the future. Restaurants may choose to close voluntarily with approval of Marion County.

CY 2018 Actual	CY 2019 Actual	CY 2020 Actual	CY 2021 Estimate	CY 2022 Estimate
1 / 0 / 1	1 / 0 / 4	0 / 0 / 0	1 / 0 / 3	1 / 0 / 3

Pool and Spa Inspections / Closed by Health and Human Services: Year round facilities are inspected twice yearly; seasonal facilities are inspected annually.

CY 2018 Actual	CY 2019 Actual	CY 2020 Actual	CY 2021 Estimate	CY 2022 Estimate
284 / 28	315 / 34	108 / 14	232 / 25	234 / 25

Explanation of Trends and Changes

This past year (2020) has seen a significant decrease in the number of restaurant and pool and spa inspections due to the impact of the COVID-19 pandemic. For much of the year, restaurants either closed or were limited to take out only which impacted the number of inspections. It is likely that some of the restaurants that closed during the pandemic will not re-open, reducing the number of licensed restaurants in Marion County.

MARION COUNTY FY 2021-22 BUDGET

BY DEPARTMENT

HEALTH AND HUMAN SERVICES

3: Mobile Crisis Services

Definition and Purpose

Health and Human Services receives funding from the Oregon Health Authority to divert persons with mental illness away from unnecessary criminal justice involvement or state hospital placement. A successful model for diversion is the use of mobile crisis teams; a deputy sheriff or police officer paired with a mental health specialist in a patrol car. These teams are dispatched to calls that appear to involve a person with a mental health concern. The mobile crisis teams work closely with the psychiatric crisis center to link individuals to the appropriate mental health and addictions services.

Significance

Mobile crisis teams are trained in crisis intervention skills to enhance their skills when engaging individuals who are experiencing a mental health crisis and at risk of arrest. The goal is to link those individuals to services and supports Marion County Strategic Plan Goal #3 - Health and Community Services. In the first two years of operating mobile teams, the rates of incarceration have been remarkably low and an even lower percentage involved the use of force. In addition to the better alternatives for those in crisis, linking persons to services, rather than criminal justice or hospital involvement, significantly reduces the costs associated with the jail, courts, and the state hospital.

Data Units Calendar Year

Mobile Crisis Contacts

CY 2018 Actual	CY 2019 Actual	CY 2020 Actual	CY 2021 Estimate	CY 2022 Estimate
674	638	786	850	900

Mobile Crisis Contacts Resulting in Arrest

CY 2018 Actual	CY 2019 Actual	CY 2020 Actual	CY 2021 Estimate	CY 2022 Estimate
19 (2.8%)	10 (1.5%)	17 (2.1%)	24 (2.5%)	27 (3.0%)

Explanation of Trends and Changes

Health and Human Services added an additional mobile crisis team in CY 2020 to further expand services throughout Marion County with a primary focus on more rural areas that are traditionally underserved. Overall mobile crisis contacts will continue to rise as new teams are being added.

MARION COUNTY FY 2021-22 BUDGET

BY DEPARTMENT

HEALTH AND HUMAN SERVICES

Resources by Fund Detail						
190 - Health and Human Services	Actual FY 18-19	Actual FY 19-20	Budget FY 20-21	Proposed FY 21-22	Approved FY 21-22	Adopted FY 21-22
Intergovernmental Federal						
331040 FEMA Disaster Assistance	0	0	2,400,000	681,510	681,510	681,510
331221 OHSU CaCoon Contract	79,647	78,003	76,175	76,175	76,175	76,175
331231 Oregon DHS Water Contract	51,249	0	94,557	99,234	99,234	99,234
331232 DHS Public Health Contract	1,633,307	3,078,024	18,444,621	10,955,164	10,955,164	10,955,164
331233 DHS Mental Health Contract	1,562,913	1,900,453	2,307,542	1,207,153	1,207,153	1,207,153
331401 Coronavirus Relief Fund	0	1,719,815	212,085	0	0	0
331990 Other Federal Revenues	52,701	32,811	52,000	32,000	32,000	32,000
Intergovernmental Federal Total	3,379,817	6,809,106	23,586,980	13,051,236	13,051,236	13,051,236
Intergovernmental State						
332012 OLCC Alcohol and Drug	308,272	294,178	300,000	297,000	297,000	297,000
332036 Oregon Criminal Justice Comm	0	621,370	773,920	773,920	773,920	773,920
332060 Oregon DHS Health Contract	1,256,497	1,221,258	1,818,315	1,820,610	1,820,610	1,820,610
332061 Oregon DHS Mental Health	20,961,659	22,121,204	22,843,780	23,106,382	23,106,382	23,106,382
332063 Oregon Dept of Human Services	10,591	0	0	0	0	0
332068 Oregon Health Authority	374,089	838,712	432,363	409,467	409,467	409,467
332990 Other State Revenues	114,502	143,346	0	0	0	0
Intergovernmental State Total	23,025,609	25,240,069	26,168,378	26,407,379	26,407,379	26,407,379
Intergovernmental Local						
335500 MV Behavioral Care Network	13,646,465	8,990,260	2,356,208	0	0	0
335510 MVBCN Other	47,145	0	0	0	0	0
335520 MVBCN Contracts	863,868	696,688	46,671	0	0	0
335950 Local Government Grants	19,829	0	74,746	36,459	36,459	36,459
Intergovernmental Local Total	14,577,308	9,686,948	2,477,625	36,459	36,459	36,459
Charges for Services						
341170 Witness Fees	126	66	0	0	0	0
341230 Client Fees	350,400	291,276	333,535	315,000	315,000	315,000
341232 Insurance Fees	204,605	235,713	247,577	215,550	215,550	215,550
341240 Food Service Fees	39,553	46,775	60,000	60,000	60,000	60,000
341330 Health Inspection Fees	911,630	943,229	900,000	900,000	900,000	900,000
341350 Birth and Death Certificates	397,743	393,179	405,386	406,335	406,335	406,335
341370 Medicaid Fees	4,094,023	3,366,984	1,889,600	2,191,231	2,191,231	2,191,231
341430 Copy Machine Fees	10	42	25	25	25	25
341750 Medicare Fees	175,795	194,832	203,200	493,550	493,550	493,550
341999 Other Fees	156,127	149,230	0	0	0	0
342200 Property Leases	236,247	9,523	11,528	12,134	12,134	12,134
342910 Public Records Request Charges	3,156	3,188	3,000	4,300	4,300	4,300
344999 Other Reimbursements	93	(52,285)	(53,159)	(30,455)	(30,455)	(30,455)
345400 Document Fees	0	96	0	0	0	0
347401 Health Svcs to County Depts	245,900	346,656	572,630	566,310	566,310	566,310

MARION COUNTY FY 2021-22 BUDGET

BY DEPARTMENT

HEALTH AND HUMAN SERVICES

190 - Health and Human Services	Actual FY 18-19	Actual FY 19-20	Budget FY 20-21	Proposed FY 21-22	Approved FY 21-22	Adopted FY 21-22
Charges for Services						
347402 Health Svcs to Other Agencies	261,535	68,236	51,430	53,000	53,000	53,000
347403 Mental Health Services	202,841	121,072	194,130	186,630	186,630	186,630
347405 Medicaid Admin Services	112,307	65,367	120,000	60,000	60,000	60,000
347406 Drug Treatment Services	0	1,642	0	0	0	0
347407 Coordinated Care PMPM	0	6,390,231	12,703,680	15,532,784	15,532,784	15,532,784
347408 Coordinated Care FFS	0	3,392,258	6,618,282	6,019,500	6,019,500	6,019,500
Charges for Services Total	7,392,091	15,967,309	24,260,844	26,985,894	26,985,894	26,985,894
Interest						
361000 Investment Earnings	333,015	246,557	272,120	190,100	190,100	190,100
Interest Total	333,015	246,557	272,120	190,100	190,100	190,100
Other Revenues						
371000 Miscellaneous Income	13	733	0	0	0	0
372000 Over and Short	(9)	161	0	0	0	0
373100 Special Program Donations	33,822	15,633	14,500	10,000	10,000	10,000
373500 Private Foundation Grants	33,682	0	0	0	0	0
Other Revenues Total	67,508	16,527	14,500	10,000	10,000	10,000
General Fund Transfers						
381100 Transfer from General Fund	3,604,588	3,428,949	3,962,080	4,347,854	4,347,854	4,347,854
General Fund Transfers Total	3,604,588	3,428,949	3,962,080	4,347,854	4,347,854	4,347,854
Settlements						
382100 Settlements	0	1,331	0	0	0	0
Settlements Total	0	1,331	0	0	0	0
Net Working Capital						
391000 Net Working Capital Restricted	13,698,991	9,542,076	9,107,256	10,341,976	10,341,976	10,341,976
392000 Net Working Capital Unrestr	10,132,818	7,404,647	11,105,278	12,492,570	12,492,570	12,492,570
Net Working Capital Total	23,831,809	16,946,723	20,212,534	22,834,546	22,834,546	22,834,546
Health and Human Services Total	76,211,743	78,343,520	100,955,061	93,863,468	93,863,468	93,863,468
Health and Human Services Grand Total	76,211,743	78,343,520	100,955,061	93,863,468	93,863,468	93,863,468

MARION COUNTY FY 2021-22 BUDGET

BY DEPARTMENT

HEALTH AND HUMAN SERVICES

Requirements by Fund Detail

190 - Health and Human Services	Actual FY 18-19	Actual FY 19-20	Budget FY 20-21	Proposed FY 21-22	Approved FY 21-22	Adopted FY 21-22
Personnel Services						
Salaries and Wages						
511020 Salaries and Wages Budget Only	0	0	4,471,708	0	0	0
511110 Regular Wages	18,946,818	19,635,874	26,802,985	29,655,194	29,655,194	29,655,194
511120 Temporary Wages	906,783	736,605	705,942	383,663	383,663	383,663
511130 Vacation Pay	1,216,099	1,129,463	0	0	0	0
511140 Sick Pay	939,504	924,498	0	0	0	0
511141 Emergency Sick Pay	0	11,156	0	0	0	0
511150 Holiday Pay	1,018,427	1,129,002	0	0	0	0
511160 Comp Time Pay	101,463	88,713	0	0	0	0
511180 Differential Pay	29,642	27,838	0	0	0	0
511210 Compensation Credits	241,273	220,825	190,809	191,892	191,892	191,892
511220 Pager Pay	42,128	52,579	44,444	30,250	30,250	30,250
511240 Leave Payoff	149,822	162,745	0	0	0	0
511290 Health Insurance Waiver Pay	61,408	57,994	57,600	67,200	67,200	67,200
511410 Straight Pay	42,854	22,296	10,300	6,900	6,900	6,900
511420 Premium Pay	292,598	240,810	162,900	135,000	135,000	135,000
511450 Premium Pay Temps	24,438	30,116	19,000	17,000	17,000	17,000
Salaries and Wages Total	24,013,257	24,470,513	32,465,688	30,487,099	30,487,099	30,487,099
Fringe Benefits						
512010 Fringe Benefits Budget Only	0	0	1,843,006	0	0	0
512110 PERS	3,660,569	4,750,897	6,353,070	7,134,567	7,134,567	7,134,567
512120 401K	100,399	96,469	109,178	129,445	129,445	129,445
512130 PERS Debt Service	1,990,928	1,849,710	1,447,279	1,331,210	1,331,210	1,331,210
512200 FICA	1,803,813	1,828,831	2,112,416	2,306,670	2,306,670	2,306,670
512310 Medical Insurance	6,134,113	6,221,163	7,216,019	7,914,430	7,914,430	7,914,430
512320 Dental Insurance	549,890	533,778	606,580	666,356	666,356	666,356
512330 Group Term Life Insurance	40,168	41,318	49,995	69,946	69,946	69,946
512340 Long Term Disability Insurance	82,534	84,932	112,054	109,575	109,575	109,575
512400 Unemployment Insurance	72,286	73,674	81,188	89,773	89,773	89,773
512520 Workers Comp Insurance	10,073	8,681	14,351	15,096	15,096	15,096
512600 Wellness Program	16,196	16,008	18,441	19,771	19,771	19,771
512610 Employee Assistance Program	13,016	13,583	15,703	18,336	18,336	18,336
512700 County HSA Contributions	35,388	45,402	0	0	0	0
Fringe Benefits Total	14,509,373	15,564,445	19,979,280	19,805,175	19,805,175	19,805,175
Personnel Services Total	38,522,630	40,034,958	52,444,968	50,292,274	50,292,274	50,292,274
Materials and Services						
Supplies						
521010 Office Supplies	138,331	124,295	127,667	101,073	101,073	101,073

MARION COUNTY FY 2021-22 BUDGET

BY DEPARTMENT

HEALTH AND HUMAN SERVICES

190 - Health and Human Services	Actual FY 18-19	Actual FY 19-20	Budget FY 20-21	Proposed FY 21-22	Approved FY 21-22	Adopted FY 21-22
Materials and Services						
521030 Field Supplies	152	2,410	0	0	0	0
521050 Janitorial Supplies	25,041	24,895	21,600	17,800	17,800	17,800
521070 Departmental Supplies	116,600	85,284	374,650	113,768	113,768	113,768
521080 Food Supplies	26,278	28,083	50,550	24,300	24,300	24,300
521100 Medical Supplies	48,838	41,853	35,900	30,700	30,700	30,700
521110 First Aid Supplies	181	109	50	0	0	0
521120 Drugs	336,902	422,799	393,152	368,275	368,275	368,275
521130 Contraceptives	61,267	36,017	0	0	0	0
521140 Vaccines	25,466	20,617	223,250	22,800	22,800	22,800
521170 Educational Supplies	38,343	39,574	27,868	3,650	3,650	3,650
521190 Publications	12,021	3,235	5,870	1,850	1,850	1,850
521210 Gasoline	25,512	17,827	25,700	13,850	13,850	13,850
521310 Safety Equipment	77	31,507	0	0	0	0
Supplies Total	855,009	878,504	1,286,257	698,066	698,066	698,066
Materials						
522060 Sign Materials	9,859	697	500	500	500	500
522110 Batteries	399	56	0	0	0	0
522140 Small Tools	3	0	0	0	0	0
522150 Small Office Equipment	97,774	82,666	32,150	42,750	42,750	42,750
522160 Small Departmental Equipment	16,889	7,144	13,854	33,500	33,500	33,500
522170 Computers Non Capital	201,530	133,288	53,500	21,000	21,000	21,000
522180 Software	53,117	31,256	21,700	18,300	18,300	18,300
Materials Total	379,571	255,107	121,704	116,050	116,050	116,050
Communications						
523010 Telephone Equipment	3,238	5,087	350	0	0	0
523015 Video Security Equipment	377	0	0	0	0	0
523020 Phone and Communication Svcs	83,891	102,032	66,640	19,850	19,850	19,850
523030 Fax	47	0	0	0	0	0
523040 Data Connections	161,254	182,657	175,091	185,990	185,990	185,990
523050 Postage	3,823	4,258	3,650	2,925	2,925	2,925
523060 Cellular Phones	148,183	251,069	150,385	276,950	276,950	276,950
523090 Long Distance Charges	2,445	6,159	1,890	8,205	8,205	8,205
Communications Total	403,258	551,261	398,006	493,920	493,920	493,920
Utilities						
524010 Electricity	159,004	146,160	131,147	144,958	144,958	144,958
524020 City Operations and St Lights	485	956	610	1,849	1,849	1,849
524030 Traffic Signal Electricity	0	7	0	0	0	0
524040 Natural Gas	18,785	12,096	8,160	9,029	9,029	9,029
524050 Water	10,320	12,518	7,742	12,320	12,320	12,320
524070 Sewer	15,526	17,401	14,036	17,078	17,078	17,078

MARION COUNTY FY 2021-22 BUDGET

BY DEPARTMENT

HEALTH AND HUMAN SERVICES

190 - Health and Human Services	Actual FY 18-19	Actual FY 19-20	Budget FY 20-21	Proposed FY 21-22	Approved FY 21-22	Adopted FY 21-22
Materials and Services						
524090 Garbage Disposal and Recycling	17,131	13,606	9,698	12,731	12,731	12,731
Utilities Total	221,252	202,745	171,393	197,965	197,965	197,965
Contracted Services						
525110 Consulting Services	196,211	3,980	0	0	0	0
525150 Audit Services	0	7,040	0	7,040	7,040	7,040
525152 Accounting Services	33,676	38,404	88,200	27,912	27,912	27,912
525154 Third Party Administrators	350,228	277,819	331,978	285,000	285,000	285,000
525155 Credit Card Fees	12,927	10,184	11,190	6,500	6,500	6,500
525175 Temporary Staffing	0	202,338	120,000	0	0	0
525205 Treatment Court Coordinator	0	282,230	277,452	277,452	277,452	277,452
525210 Medical Services	1,201,443	1,223,598	1,321,500	1,355,000	1,355,000	1,355,000
525211 Psychiatric Services	0	10,650	0	0	0	0
525220 Hospital Services	0	10,053	1,000	2,500	2,500	2,500
525225 Ambulance Services	0	0	4,000	0	0	0
525235 Laboratory Services	115,619	202,272	193,650	153,065	153,065	153,065
525236 Drug Testing	0	61,403	138,985	138,985	138,985	138,985
525240 XRay Services	3,790	(1,175)	500	500	500	500
525246 Transcription Services	38,235	34,803	37,200	33,100	33,100	33,100
525250 Foster Care Services	26,900	0	0	0	0	0
525295 Health Providers	4,131,289	2,370,463	5,148,913	2,772,307	2,772,307	2,772,307
525310 Laundry Services	13,030	13,940	45,000	20,675	20,675	20,675
525320 Food Services	1,275	0	0	1,200	1,200	1,200
525330 Transportation Services	20,320	9,400	19,050	6,700	6,700	6,700
525335 Housing Subsidies	0	1,150	0	0	0	0
525350 Janitorial Services	146,202	194,407	354,700	172,150	172,150	172,150
525360 Public Works Services	2,519	2,115	0	0	0	0
525440 Client Assistance	91,908	120,396	347,775	324,872	324,872	324,872
525450 Subscription Services	26,723	32,848	6,700	30,369	30,369	30,369
525555 Security Services	229,129	279,484	1,011,000	460,650	460,650	460,650
525710 Printing Services	22,708	18,830	18,855	11,700	11,700	11,700
525715 Advertising	10,495	13,435	6,500	7,500	7,500	7,500
525735 Mail Services	22,981	20,947	19,900	18,625	18,625	18,625
525740 Document Disposal Services	30,296	23,568	25,430	25,350	25,350	25,350
525770 Interpreters and Translators	76,436	88,791	88,525	84,550	84,550	84,550
525991 Match Payments	278,434	232,623	220,000	348,563	348,563	348,563
525999 Other Contracted Services	1,088,676	1,185,280	6,906,000	1,982,602	1,982,602	1,982,602
Contracted Services Total	8,171,451	6,971,276	16,744,003	8,554,867	8,554,867	8,554,867
Repairs and Maintenance						
526010 Office Equipment Maintenance	3,075	594	1,150	500	500	500

MARION COUNTY FY 2021-22 BUDGET

BY DEPARTMENT

HEALTH AND HUMAN SERVICES

190 - Health and Human Services	Actual FY 18-19	Actual FY 19-20	Budget FY 20-21	Proposed FY 21-22	Approved FY 21-22	Adopted FY 21-22
Materials and Services						
526011 Dept Equipment Maintenance	3,807	3,077	3,950	1,650	1,650	1,650
526012 Vehicle Maintenance	2,081	3,202	5,750	900	900	900
526014 Radio Maintenance	4,792	0	0	0	0	0
526021 Computer Software Maintenance	74,437	78,914	83,950	773,339	773,339	773,339
526022 Telephone Maintenance	11,868	12,358	8,900	14,105	14,105	14,105
526030 Building Maintenance	113,174	85,037	72,850	55,775	55,775	55,775
526040 Remodels and Site Improvements	114,316	42,749	23,000	29,750	29,750	29,750
526050 Grounds Maintenance	7,125	8,858	6,650	10,625	10,625	10,625
Repairs and Maintenance Total	334,675	234,788	206,200	886,644	886,644	886,644
Rentals						
527100 Vehicle Rental	153,524	86,117	86,600	55,100	55,100	55,100
527110 Fleet Leases	101,004	98,671	103,964	118,985	118,985	118,985
527120 Motor Pool Mileage	22,233	68,545	73,450	66,275	66,275	66,275
527130 Parking	3,682	278	550	150	150	150
527140 County Parking	660	660	660	0	0	0
527210 Building Rental Private	2,006,417	1,790,969	1,791,267	2,025,862	2,025,862	2,025,862
527300 Equipment Rental	162,452	158,368	152,550	121,550	121,550	121,550
Rentals Total	2,449,971	2,203,608	2,209,041	2,387,922	2,387,922	2,387,922
Insurance						
528110 Liability Insurance Premiums	500	500	500	500	500	500
528140 Malpractice Insurance Premiums	69,124	75,968	70,000	55,000	55,000	55,000
528220 Notary Bonds	40	0	0	0	0	0
528415 Auto Claims	8,290	6,603	0	0	0	0
Insurance Total	77,954	83,070	70,500	55,500	55,500	55,500
Miscellaneous						
529110 Mileage Reimbursement	120,877	91,207	121,275	74,475	74,475	74,475
529120 Commercial Travel	3,526	1,939	3,850	1,650	1,650	1,650
529130 Meals	3,705	3,157	4,750	2,600	2,600	2,600
529140 Lodging	12,291	24,116	18,950	23,150	23,150	23,150
529210 Meetings	8,406	14,552	9,750	3,900	3,900	3,900
529220 Conferences	20,068	10,157	9,550	8,350	8,350	8,350
529230 Training	33,821	53,729	70,129	73,575	73,575	73,575
529250 Tuition Reimbursement	278	0	0	0	0	0
529300 Dues and Memberships	52,853	72,707	47,785	46,525	46,525	46,525
529450 Wellness Grants	82	0	0	0	0	0
529590 Special Programs Other	11,915	11,368	9,000	4,500	4,500	4,500
529650 Pre Employment Costs	13,338	16,592	20,250	17,300	17,300	17,300
529740 Fairs and Shows	1,138	111	125	100	100	100
529840 Professional Licenses	12,230	2,660	0	0	0	0
529860 Permits	0	95	0	0	0	0

MARION COUNTY FY 2021-22 BUDGET

BY DEPARTMENT

HEALTH AND HUMAN SERVICES

190 - Health and Human Services	Actual FY 18-19	Actual FY 19-20	Budget FY 20-21	Proposed FY 21-22	Approved FY 21-22	Adopted FY 21-22
Materials and Services						
529910 Awards and Recognition	645	640	200	500	500	500
529999 Miscellaneous Expense	62,450	119,780	832,653	149,800	149,800	149,800
Miscellaneous Total	357,622	422,810	1,148,267	406,425	406,425	406,425
Materials and Services Total	13,250,762	11,803,169	22,355,371	13,797,359	13,797,359	13,797,359
Administrative Charges						
611100 County Admin Allocation	612,196	527,615	640,958	795,760	795,760	795,760
611210 Facilities Mgt Allocation	215,767	207,219	254,430	277,495	277,495	277,495
611220 Custodial Allocation	179,237	163,102	184,249	280,478	280,478	280,478
611230 Courier Allocation	20,410	22,177	24,176	30,742	30,742	30,742
611250 Risk Management Allocation	71,465	59,475	97,116	123,150	123,150	123,150
611255 Benefits Allocation	140,364	142,371	0	0	0	0
611260 Human Resources Allocation	535,671	530,375	806,747	908,337	908,337	908,337
611300 Legal Services Allocation	131,141	139,686	175,306	202,943	202,943	202,943
611400 Information Tech Allocation	1,451,683	1,520,330	1,798,495	1,956,662	1,956,662	1,956,662
611410 FIMS Allocation	705,270	731,753	602,691	704,712	704,712	704,712
611420 Telecommunications Allocation	213,477	207,567	227,814	231,326	231,326	231,326
611430 Info Tech Direct Charges	371,389	441,264	586,963	657,963	657,963	657,963
611600 Finance Allocation	713,300	725,713	847,684	911,692	911,692	911,692
611800 MCBEE Allocation	11,161	5,827	82,444	20,764	20,764	20,764
612100 IT Equipment Use Charges	200,766	141,883	272,340	276,345	276,345	276,345
614100 Liability Insurance Allocation	199,800	182,900	202,600	216,700	216,700	216,700
614200 WC Insurance Allocation	145,900	143,501	114,400	191,900	191,900	191,900
Administrative Charges Total	5,918,997	5,892,757	6,918,413	7,786,969	7,786,969	7,786,969
Capital Outlay						
531100 Office Equipment Capital	8,448	0	0	0	0	0
531300 Departmental Equipment Capital	0	12,487	0	0	0	0
531600 Computer Hardware Capital	11,492	0	0	0	0	0
531800 Communicaton Systems	2,955	0	20,000	0	0	0
534100 Building Construction	16,990	0	0	0	0	0
534600 Site Improvements	719,112	0	0	0	0	0
Capital Outlay Total	758,998	12,487	20,000	0	0	0
Transfers Out						
561130 Transfer to Public Works	0	722	29,500	30,750	30,750	30,750
561250 Transfer to Sheriff Grants	8,751	0	0	0	0	0
561410 Transfer to Debt Service	368,262	368,262	368,262	1,164,639	1,164,639	1,164,639
561455 Xfer to Facility Renovation	0	0	737,993	1,845,943	1,845,943	1,845,943
561480 Xfer to Capital Impr Projects	349,786	0	1,338,293	504,323	504,323	504,323
561595 Transfer to Fleet Management	86,834	18,630	179,311	0	0	0
Transfers Out Total	813,633	387,614	2,653,359	3,545,655	3,545,655	3,545,655

MARION COUNTY FY 2021-22 BUDGET

BY DEPARTMENT

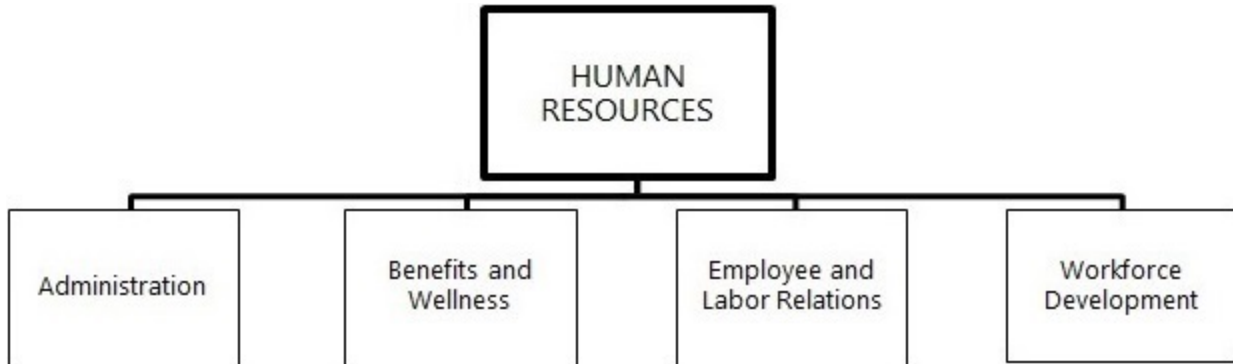
HEALTH AND HUMAN SERVICES

190 - Health and Human Services	Actual FY 18-19	Actual FY 19-20	Budget FY 20-21	Proposed FY 21-22	Approved FY 21-22	Adopted FY 21-22
Contingency						
571010 Contingency	0	0	14,562,950	14,441,211	14,441,211	14,441,211
Contingency Total	0	0	14,562,950	14,441,211	14,441,211	14,441,211
Ending Fund Balance						
573010 Unapprop Ending Fund Balance	0	0	2,000,000	4,000,000	4,000,000	4,000,000
Ending Fund Balance Total	0	0	2,000,000	4,000,000	4,000,000	4,000,000
Health and Human Services Total	59,265,020	58,130,986	100,955,061	93,863,468	93,863,468	93,863,468
Health and Human Services Grand Total	59,265,020	58,130,986	100,955,061	93,863,468	93,863,468	93,863,468

MARION COUNTY FY 2021-22 BUDGET
BY DEPARTMENT
HEALTH AND HUMAN SERVICES

THIS PAGE HAS BEEN INTENTIONALLY LEFT BLANK

HUMAN RESOURCES



MISSION STATEMENT

Working as a team of dedicated professionals, we are committed to creating a workplace that is characterized by integrity, open communication, personal accountability, trust, and mutual respect, while fostering a healthy and diverse workforce. We will seek to provide innovative solutions that support and optimize the talent of the organization and the principles of Marion County.

GOALS AND OBJECTIVES

- Goal 1 Provide proactive customer engagement, guidance and counsel. Streamline processes and eliminate non-value added tasks to increase employee engagement, performance management and professional development.
- Objective 1 Improve employee engagement and drive leadership development.
- Goal 2 Build a strong organizational culture by providing employees with benefit, wellness, training and development and engagement resources.
- Objective 1 Leverage benefits, wellness and training initiatives to improve the culture of Marion County.
- Goal 3 Leverage Human Resources (HR) professionals to support current best practices, drive innovative change and deliver positive outcomes.
- Objective 1 Implement best practices to eliminate non-value added tasks, improve efficiencies and update county procedures.

MARION COUNTY FY 2021-22 BUDGET

BY DEPARTMENT

HUMAN RESOURCES

DEPARTMENT OVERVIEW

Human Resources was a newly created department for the FY 2020-21. As a newly formed department, we have leveraged current talent and filled budgeted positions with HR professionals to support the mission and vision for Marion County.

The Human Resources Department provides comprehensive, timely employment practices and services including recruitment, classification and compensation, employee and labor relations, training and development, workforce planning and development, culture and engagement, leave administration, benefits and wellness as well as opportunities to provide volunteer services. The Human Resources Department provides these services through the following four programs: Administration, Benefits and Wellness, Employee and Labor Relations, and Workforce Development.

RESOURCE AND REQUIREMENT SUMMARY

Human Resources	FY 18-19 ACTUAL	FY 19-20 ACTUAL	FY 20-21 BUDGET	FY 21-22 ADOPTED	+/- %
RESOURCES					
Charges for Services	0	0	60,704	69,804	15.0%
Admin Cost Recovery	0	0	2,633,628	2,842,771	7.9%
General Fund Transfers	0	0	51,635	0	-100.0%
TOTAL RESOURCES	0	0	2,745,967	2,912,575	6.1%
REQUIREMENTS					
Personnel Services					
Salaries and Wages	0	0	1,299,349	1,420,466	9.3%
Fringe Benefits	0	0	788,406	816,992	3.6%
Total Personnel Services	0	0	2,087,755	2,237,458	7.2%
Materials and Services					
Supplies	0	0	6,325	4,625	-26.9%
Materials	0	0	10,782	8,681	-19.5%
Communications	0	0	9,270	9,930	7.1%
Utilities	0	0	12,663	13,122	3.6%
Contracted Services	0	0	234,913	228,893	-2.6%
Repairs and Maintenance	0	0	3,700	3,700	0.0%
Rentals	0	0	23,073	23,489	1.8%
Miscellaneous	0	0	109,278	108,528	-0.7%
Total Materials and Services	0	0	410,004	400,968	-2.2%
Administrative Charges	0	0	248,208	274,149	10.5%
TOTAL REQUIREMENTS	0	0	2,745,967	2,912,575	6.1%
FTE	0.00	0.00	19.00	19.00	0.0%

MARION COUNTY FY 2021-22 BUDGET

BY DEPARTMENT

HUMAN RESOURCES

FUNDS

Fund Name	FY 18-19 ACTUAL	FY 19-20 ACTUAL	FY 20-21 BUDGET	FY 21-22 ADOPTED	% of Total
RESOURCES					
FND 580 Central Services	0	0	2,745,967	2,912,575	100.0%
TOTAL RESOURCES	0	0	2,745,967	2,912,575	100.0%
REQUIREMENTS					
FND 580 Central Services	0	0	2,745,967	2,912,575	100.0%
TOTAL REQUIREMENTS	0	0	2,745,967	2,912,575	100.0%

PROGRAMS

	FY 18-19 ACTUAL	FY 19-20 ACTUAL	FY 20-21 BUDGET	FY 21-22 ADOPTED	+/- %
RESOURCES					
HR Administration	0	0	633,720	985,509	55.5%
Benefits and Wellness	0	0	628,190	489,210	-22.1%
Employee and Labor Relations	0	0	553,959	624,192	12.7%
Workforce Development	0	0	930,098	813,664	-12.5%
TOTAL RESOURCES	0	0	2,745,967	2,912,575	6.1%
REQUIREMENTS					
HR Administration	0	0	633,720	985,509	55.5%
Benefits and Wellness	0	0	628,190	489,210	-22.1%
Employee and Labor Relations	0	0	553,959	624,192	12.7%
Workforce Development	0	0	930,098	813,664	-12.5%
TOTAL REQUIREMENTS	0	0	2,745,967	2,912,575	6.1%

MARION COUNTY FY 2021-22 BUDGET

BY DEPARTMENT

HUMAN RESOURCES

HR Administration Program

- Provides leadership, strategic direction, planning, and policy development for the department.
- Collaborates and partners with Board of Commissioners and department heads to support their respective missions.
- Manages collective bargaining agreements and labor relations.
- Provides departments with support needed to cultivate meaningful volunteer experiences for members of the public.

Program Summary

Human Resources				Program: HR Administration	
	FY 18-19 ACTUAL	FY 19-20 ACTUAL	FY 20-21 BUDGET	FY 21-22 ADOPTED	+/- %
RESOURCES					
Charges for Services	0	0	15,504	15,704	1.3%
Admin Cost Recovery	0	0	602,222	969,805	61.0%
General Fund Transfers	0	0	15,994	0	-100.0%
TOTAL RESOURCES	0	0	633,720	985,509	55.5%
REQUIREMENTS					
Personnel Services	0	0	503,375	617,885	22.7%
Materials and Services	0	0	73,602	93,475	27.0%
Administrative Charges	0	0	56,743	274,149	383.1%
TOTAL REQUIREMENTS	0	0	633,720	985,509	55.5%
FTE	0.00	0.00	4.00	5.20	30.0%

FTE By Position Title By Program

Program: HR Administration	
Position Title	FTE
Administrative Assistant	1.00
Chief Human Resources Officer	1.00
Human Resources Specialist (Confidential)	2.20
Volunteer Services Coordinator	1.00
Program HR Administration FTE Total:	5.20

FTE Changes

Includes an increase of 2.00 FTE through a transfer of currently funded role from the Workforce Development program, and 0.8 FTE decrease to the Employee Labor Relations program.

HR Administration Program Budget Justification

RESOURCES

The HR Administration program is primarily funded through administrative cost recovery. Charges for Services resources reflects HR services provided to the Marion County Housing Authority.

REQUIREMENTS

HR Administration program requirements include Personnel Services for 5.2 FTE, including the Chief Human Resources Officer, Materials and Services and Administrative Charges. Materials and Services includes equipment rental, training, countywide publications and outside legal services.

MARION COUNTY FY 2021-22 BUDGET

BY DEPARTMENT

HUMAN RESOURCES

Benefits and Wellness Program

- Oversees and maintains employee benefits by administering the county Benefit Plan Rules and Wellness Program.

Program Summary

Human Resources	Program: Benefits and Wellness				+/- %
	FY 18-19 ACTUAL	FY 19-20 ACTUAL	FY 20-21 BUDGET	FY 21-22 ADOPTED	
RESOURCES					
Charges for Services	0	0	45,200	0	-100.0%
Admin Cost Recovery	0	0	575,049	489,210	-14.9%
General Fund Transfers	0	0	7,941	0	-100.0%
TOTAL RESOURCES	0	0	628,190	489,210	-22.1%
REQUIREMENTS					
Personnel Services	0	0	388,744	332,710	-14.4%
Materials and Services	0	0	187,903	156,500	-16.7%
Administrative Charges	0	0	51,543	0	-100.0%
TOTAL REQUIREMENTS	0	0	628,190	489,210	-22.1%
FTE	0.00	0.00	4.00	3.00	-25.0%

FTE By Position Title By Program

Program: Benefits and Wellness	
Position Title	FTE
Human Resources Analyst	1.00
Human Resources Specialist (Confidential)	1.00
Human Resources Specialist Sr (Confidential)	1.00
Program Benefits and Wellness FTE Total:	3.00

FTE Changes

A transfer of 1.0 FTE to the Workforce Development program.

Benefits and Wellness Program Budget Justification

RESOURCES

The Benefits and Wellness program is primarily funded through administrative cost recovery. Charges for Services resources is an annual assessment to each department, per FTE, for services provided by the Wellness program. \$54,100 was removed from the wellness program and reassigned to the workforce development to reflect changes in FTE.

REQUIREMENTS

Benefits and Wellness requirements includes Personnel Services Costs for 3.0 FTE, Materials and Services and Administrative Charges. Material and Services includes contracted services for health insurance brokers and other administrative professional benefits, as well as wellness services provided to county employees.

MARION COUNTY FY 2021-22 BUDGET
BY DEPARTMENT
HUMAN RESOURCES

Employee and Labor Relations Program

- Provides employee relations guidance to ensure compliance with county policies, personnel rules, and employment laws.

Program Summary

Human Resources

Program: Employee and Labor Relations

	FY 18-19 ACTUAL	FY 19-20 ACTUAL	FY 20-21 BUDGET	FY 21-22 ADOPTED	+/- %
RESOURCES					
Admin Cost Recovery	0	0	526,259	624,192	18.6%
General Fund Transfers	0	0	27,700	0	-100.0%
TOTAL RESOURCES	0	0	553,959	624,192	12.7%
REQUIREMENTS					
Personnel Services	0	0	494,396	616,812	24.8%
Materials and Services	0	0	9,520	7,380	-22.5%
Administrative Charges	0	0	50,043	0	-100.0%
TOTAL REQUIREMENTS	0	0	553,959	624,192	12.7%
FTE	0.00	0.00	4.00	4.80	20.0%

FTE By Position Title By Program

Program: Employee and Labor Relations	
Position Title	FTE
Human Resources Analyst	1.00
Human Resources Analyst Sr	3.00
Human Resources Specialist (Confidential)	0.80
Program Employee and Labor Relations FTE Total:	4.80

FTE Changes

A transfer of 0.8 FTE from the Administration program.

Employee and Labor Relations Program Budget Justification

RESOURCES

Employee and Labor Relations program is funded through administrative cost recovery.

REQUIREMENTS

Employee and Labor Relations requirements includes Personnel Services costs for 4.8 FTE, Materials and Services and Administrative Charges. Materials and Services consist of cell phones and training for employees within the program.

MARION COUNTY FY 2021-22 BUDGET

BY DEPARTMENT

HUMAN RESOURCES

Workforce Development Program

- Provides enterprise-wide training and development to county employees.
- Provides enterprise recruitment and screening services.
- Maintains the enterprise's Human Resources Management System (HRIS).

Program Summary

Human Resources

Program: Workforce Development

	FY 18-19 ACTUAL	FY 19-20 ACTUAL	FY 20-21 BUDGET	FY 21-22 ADOPTED	+/- %
RESOURCES					
Charges for Services	0	0	0	54,100	n.a.
Admin Cost Recovery	0	0	930,098	759,564	-18.3%
TOTAL RESOURCES	0	0	930,098	813,664	-12.5%
REQUIREMENTS					
Personnel Services	0	0	701,240	670,051	-4.4%
Materials and Services	0	0	138,979	143,613	3.3%
Administrative Charges	0	0	89,879	0	-100.0%
TOTAL REQUIREMENTS	0	0	930,098	813,664	-12.5%
FTE	0.00	0.00	7.00	6.00	-14.3%

FTE By Position Title By Program

Program: Workforce Development	
Position Title	FTE
Culture & Engagement Coordinator	1.00
Human Resources Manager	1.00
Human Resources Specialist	2.00
Human Resources Specialist (Confidential)	1.00
Training & Development Coordinator	1.00
Program Workforce Development FTE Total:	6.00

FTE Changes

Includes an increase of 1.0 FTE through a transfer of currently funded role from the Benefits and Wellness program, and 2.0 FTE transfer to the Administration program.

Workforce Development Program Budget Justification

RESOURCES

Workforce Development program is funded through administrative cost recovery. \$54,100 was received from the wellness program to reflect changes in FTE.

REQUIREMENTS

Workforce Development requirements includes Personnel Services costs for 6.0 FTE, Materials and Services and Administrative Charges. Materials and Services consist of subscription services for Neogov, E-Learning, and contracted services for countywide training that is provided to all employees.

MARION COUNTY FY 2021-22 BUDGET

BY DEPARTMENT

HUMAN RESOURCES

KEY DEPARTMENT ACCOMPLISHMENTS

- Workforce Development streamlined several processes and procedures to eliminate non value added administrative tasks. Automated required new hire paperwork and monthly merit increase process, reducing approximately 1,400 paper based approval forms and 525 hours of processing work annually.
- Labor Relations successfully bargained 3 union contracts and completed 94 compensation reviews.
- Employee Benefits successfully completed their first virtual benefit open enrollment processing 2,077 forms, 194 new hires and newly benefited employees.
- The Leave Administration position centralized all leave approvals for the County and managed the Families First Corona Virus Response Act (FFCRA) leave, processing approximately 240 benefit requests for the county.
- The Culture and Engagement Coordinator implemented the countywide culture committee and lead the Project Joy holiday giving drive coordinating and distributing over \$60,000 of donations for community members in need.
- Volunteer Services oversaw recruitment, training and management of 1,474 volunteers and coordinated over 5,800 hours of volunteers supporting the wildfire evacuees.
- Recruitment Team processed over 382 recruitments and screened over 13,295 applications.

MARION COUNTY FY 2021-22 BUDGET
BY DEPARTMENT
HUMAN RESOURCES

KEY INDICATORS

1: Employee Retention Rate

Definition and Purpose

The retention rate reflects the stability of the Marion County workforce. The retention rate is calculated by determining the percentage of regular employees (excluding temporary employees) who were retained throughout the fiscal year. A stable workforce reduces the costs associated with turnover and generally improves customer service.

Significance

Retention rates measure the stability of the workforce. Low employee retention rates may indicate the need for evaluation and remediation to decrease turnover rates. This indicator supports the Marion County Strategic Plan Goal #6 - Operational Efficiency and Quality Service to provide efficient, effective, and responsive government through stewardship and accountability. High retention rates reflect employee satisfaction and morale as well as ensures continuity of services and expertise.

Data Units Fiscal Year

FY 17-18 Actual	FY 18-19 Actual	FY 19-20 Estimate	FY 20-21 Estimate	FY 21-22 Estimate
86.5%	86%	84%	86.5%	87.9%

Explanation of Trends and Changes

The total retention rate has maintained a fairly consistent rate the last few fiscal years. However, we are forecasting and monitoring for a slight downward trend in the next few fiscal years due to increased retirements and improvements in the economy. The retention rate applies to regular full-time and part-time regular employees; this excludes seasonal and other temporary employees.

MARION COUNTY FY 2021-22 BUDGET

BY DEPARTMENT

HUMAN RESOURCES

Resources by Fund Detail						
580 - Central Services	Actual FY 18-19	Actual FY 19-20	Budget FY 20-21	Proposed FY 21-22	Approved FY 21-22	Adopted FY 21-22
Charges for Services						
347101 Central Svcs to Other Agencies	0	0	15,704	15,704	15,704	15,704
348700 Wellness Program	0	0	45,000	54,100	54,100	54,100
Charges for Services Total	0	0	60,704	69,804	69,804	69,804
Admin Cost Recovery						
411255 Benefits Allocation	0	0	575,049	0	0	0
411260 Human Resources Allocation	0	0	2,058,579	2,842,771	2,842,771	2,842,771
Admin Cost Recovery Total	0	0	2,633,628	2,842,771	2,842,771	2,842,771
General Fund Transfers						
381100 Transfer from General Fund	0	0	51,635	0	0	0
General Fund Transfers Total	0	0	51,635	0	0	0
Central Services Total	0	0	2,745,967	2,912,575	2,912,575	2,912,575
Human Resources Grand Total	0	0	2,745,967	2,912,575	2,912,575	2,912,575

MARION COUNTY FY 2021-22 BUDGET

BY DEPARTMENT

HUMAN RESOURCES

Requirements by Fund Detail

580 - Central Services	Actual FY 18-19	Actual FY 19-20	Budget FY 20-21	Proposed FY 21-22	Approved FY 21-22	Adopted FY 21-22
Personnel Services						
Salaries and Wages						
511110 Regular Wages	0	0	1,289,493	1,399,069	1,399,069	1,399,069
511210 Compensation Credits	0	0	2,656	7,397	7,397	7,397
511290 Health Insurance Waiver Pay	0	0	7,200	12,000	12,000	12,000
511420 Premium Pay	0	0	0	2,000	2,000	2,000
Salaries and Wages Total	0	0	1,299,349	1,420,466	1,420,466	1,420,466
Fringe Benefits						
512010 Fringe Benefits Budget Only	0	0	0	740	740	740
512110 PERS	0	0	298,201	338,305	338,305	338,305
512120 401K	0	0	24,388	28,568	28,568	28,568
512130 PERS Debt Service	0	0	69,516	63,123	63,123	63,123
512200 FICA	0	0	98,618	107,499	107,499	107,499
512310 Medical Insurance	0	0	260,820	243,432	243,432	243,432
512320 Dental Insurance	0	0	21,924	20,496	20,496	20,496
512330 Group Term Life Insurance	0	0	2,429	3,327	3,327	3,327
512340 Long Term Disability Insurance	0	0	5,440	5,212	5,212	5,212
512400 Unemployment Insurance	0	0	3,898	4,257	4,257	4,257
512520 Workers Comp Insurance	0	0	540	570	570	570
512600 Wellness Program	0	0	720	760	760	760
512610 Employee Assistance Program	0	0	612	703	703	703
512700 County HSA Contributions	0	0	1,300	0	0	0
Fringe Benefits Total	0	0	788,406	816,992	816,992	816,992
Personnel Services Total	0	0	2,087,755	2,237,458	2,237,458	2,237,458
Materials and Services						
Supplies						
521010 Office Supplies	0	0	2,300	2,300	2,300	2,300
521070 Departmental Supplies	0	0	775	775	775	775
521110 First Aid Supplies	0	0	50	50	50	50
521140 Vaccines	0	0	500	500	500	500
521190 Publications	0	0	2,700	1,000	1,000	1,000
Supplies Total	0	0	6,325	4,625	4,625	4,625
Materials						
522150 Small Office Equipment	0	0	1,060	1,060	1,060	1,060
522160 Small Departmental Equipment	0	0	3,250	3,250	3,250	3,250
522170 Computers Non Capital	0	0	5,601	3,500	3,500	3,500
522180 Software	0	0	871	871	871	871
Materials Total	0	0	10,782	8,681	8,681	8,681

MARION COUNTY FY 2021-22 BUDGET

BY DEPARTMENT

HUMAN RESOURCES

580 - Central Services	Actual FY 18-19	Actual FY 19-20	Budget FY 20-21	Proposed FY 21-22	Approved FY 21-22	Adopted FY 21-22
Materials and Services						
Communications						
523040 Data Connections	0	0	500	500	500	500
523050 Postage	0	0	3,350	3,350	3,350	3,350
523060 Cellular Phones	0	0	5,280	5,940	5,940	5,940
523090 Long Distance Charges	0	0	140	140	140	140
Communications Total	0	0	9,270	9,930	9,930	9,930
Utilities						
524010 Electricity	0	0	11,176	11,568	11,568	11,568
524020 City Operations and St Lights	0	0	8	27	27	27
524040 Natural Gas	0	0	119	118	118	118
524050 Water	0	0	210	203	203	203
524070 Sewer	0	0	435	460	460	460
524090 Garbage Disposal and Recycling	0	0	715	746	746	746
Utilities Total	0	0	12,663	13,122	13,122	13,122
Contracted Services						
525110 Consulting Services	0	0	3,000	3,000	3,000	3,000
525160 Wellness Services	0	0	13,340	13,340	13,340	13,340
525450 Subscription Services	0	0	75,848	69,828	69,828	69,828
525510 Legal Services	0	0	2,485	2,485	2,485	2,485
525620 Insurance Brokers	0	0	98,000	98,000	98,000	98,000
525630 Insurance Admin Services	0	0	30,000	30,000	30,000	30,000
525710 Printing Services	0	0	4,240	4,240	4,240	4,240
525715 Advertising	0	0	1,000	1,000	1,000	1,000
525735 Mail Services	0	0	850	850	850	850
525740 Document Disposal Services	0	0	650	650	650	650
525999 Other Contracted Services	0	0	5,500	5,500	5,500	5,500
Contracted Services Total	0	0	234,913	228,893	228,893	228,893
Repairs and Maintenance						
526010 Office Equipment Maintenance	0	0	200	200	200	200
526011 Dept Equipment Maintenance	0	0	1,000	1,000	1,000	1,000
526030 Building Maintenance	0	0	2,500	2,500	2,500	2,500
Repairs and Maintenance Total	0	0	3,700	3,700	3,700	3,700
Rentals						
527120 Motor Pool Mileage	0	0	750	400	400	400
527240 Condo Assn Assessments	0	0	16,173	16,939	16,939	16,939
527300 Equipment Rental	0	0	6,150	6,150	6,150	6,150
Rentals Total	0	0	23,073	23,489	23,489	23,489
Miscellaneous						
529110 Mileage Reimbursement	0	0	1,425	1,425	1,425	1,425
529120 Commercial Travel	0	0	5,800	5,800	5,800	5,800

MARION COUNTY FY 2021-22 BUDGET

BY DEPARTMENT

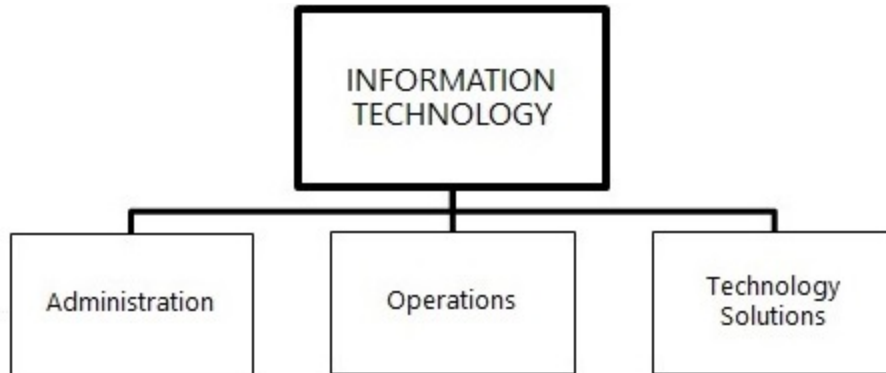
HUMAN RESOURCES

580 - Central Services	Actual FY 18-19	Actual FY 19-20	Budget FY 20-21	Proposed FY 21-22	Approved FY 21-22	Adopted FY 21-22
Materials and Services						
529130 Meals	0	0	1,650	1,650	1,650	1,650
529140 Lodging	0	0	5,200	5,200	5,200	5,200
529210 Meetings	0	0	650	650	650	650
529220 Conferences	0	0	12,500	12,000	12,000	12,000
529230 Training	0	0	56,158	56,058	56,058	56,058
529300 Dues and Memberships	0	0	4,450	4,450	4,450	4,450
529450 Wellness Grants	0	0	6,500	6,500	6,500	6,500
529650 Pre Employment Costs	0	0	800	650	650	650
529740 Fairs and Shows	0	0	1,075	1,075	1,075	1,075
529860 Permits	0	0	400	400	400	400
529910 Awards and Recognition	0	0	12,670	12,670	12,670	12,670
Miscellaneous Total	0	0	109,278	108,528	108,528	108,528
Materials and Services Total	0	0	410,004	400,968	400,968	400,968
Administrative Charges						
611100 County Admin Allocation	0	0	24,935	29,782	29,782	29,782
611210 Facilities Mgt Allocation	0	0	33,680	36,256	36,256	36,256
611220 Custodial Allocation	0	0	25,727	27,154	27,154	27,154
611230 Courier Allocation	0	0	943	1,164	1,164	1,164
611250 Risk Management Allocation	0	0	3,217	3,707	3,707	3,707
611300 Legal Services Allocation	0	0	41,226	68,528	68,528	68,528
611400 Information Tech Allocation	0	0	44,562	31,685	31,685	31,685
611410 FIMS Allocation	0	0	24,166	26,812	26,812	26,812
611420 Telecommunications Allocation	0	0	4,641	5,004	5,004	5,004
611430 Info Tech Direct Charges	0	0	4,768	4,954	4,954	4,954
611600 Finance Allocation	0	0	20,112	21,542	21,542	21,542
611800 MCBEE Allocation	0	0	3,412	811	811	811
612100 IT Equipment Use Charges	0	0	6,319	4,450	4,450	4,450
614100 Liability Insurance Allocation	0	0	6,800	7,200	7,200	7,200
614200 WC Insurance Allocation	0	0	3,700	5,100	5,100	5,100
Administrative Charges Total	0	0	248,208	274,149	274,149	274,149
Central Services Total	0	0	2,745,967	2,912,575	2,912,575	2,912,575
Human Resources Grand Total	0	0	2,745,967	2,912,575	2,912,575	2,912,575

MARION COUNTY FY 2021-22 BUDGET
BY DEPARTMENT
HUMAN RESOURCES

THIS PAGE HAS BEEN INTENTIONALLY LEFT BLANK

INFORMATION TECHNOLOGY



MISSION STATEMENT

Enhance the business of Marion County by providing core technologies and services that support evolving business requirements and maximize the utilization of county resources.

GOALS AND OBJECTIVES

- Goal 1 Modernization and Optimization - Drive the Roadmap of system modernization and simplification initiatives.
 - Objective 1 Enterprise - Drive towards countywide-shared enterprise technical solutions including Enterprise GIS, Document Management, Case Management, Team Collaboration Software, and Integrated Data-Driven solutions that improve how we interact and do business with our citizens.
 - Objective 2 Business Application Rationalization - Identify redundant departmental-level software, services, infrastructures, and licensing for targeted consolidation. The rationalization is to be based on the principles of economy of scale, supportability, as well as reducing the number of different tools employees are required to perform work.
 - Objective 3 Common Cloud - Where appropriate for resiliency and cost effectiveness, leverage a cloud provisioning strategy to take advantage of dedicated non-public internet connections through the Oregon State network infrastructure.
 - Objective 4 Consumption Based Costing - As technology type and use grows, departments are more sensitive to increased costs. Assessing a Utility Model that is consumption-based cost allocation has a direct correlation to pay for what the department uses.

- Goal 2 Communication Infrastructure - Champion transparency and communications through compelling and pragmatic architecture.
 - Objective 1 Common Architectures - Implement an environment that provides access to a variety of solutions, based on need, that can be accessed anywhere, anytime. The hybrid approach utilizes county infrastructure along with regional government network integration, as well as compliant and secure cloud provisioning.
 - Objective 2 Network Centric Design - As applications are shifting to multi-cloud and off-the-shelf systems, the connectivity changes design practices from inside-out to outside-in. Meeting this challenge demands building elasticity and resiliency in networks, segmenting traffic where sensitive data exists, and deploying Zero-trust technologies to ensure only authorized people and devices have access to county systems.
 - Objective 3 Identity Management - Provide the ability to manage access and privileges across multiple systems or solutions using single sign on to improve account provisioning and control.

MARION COUNTY FY 2021-22 BUDGET

BY DEPARTMENT

INFORMATION TECHNOLOGY

- Objective 4 Digital Interoperability- Design and adhere to standards related to consistent digital computing interfaces that define interactions between systems and services both inside and outside of the County ensuring reliable, interoperable, and secure connections.

- Goal 3 Data Management - Deliver on a unified Records and Data Management strategy.
 - Objective 1 Capture Data at Source - Pursue a "capture data at the source" strategy where data is input once, reducing the need for duplicate data entry and risk of keying errors.
 - Objective 2 Employ Data Tools and Infrastructure - Provide data tools for cleansing, governing, securing, analyzing, and automating on a platform that supports departments at scale.
 - Objective 3 Document Management - Provide a countywide enterprise solution for departmental consumption and collaboration that is easily accessible.
 - Objective 4 Public CMS - Develop and implement digital channel strategy the eases the workflow and governs the content for public consumption tying together social media, web and citizen portal content.
 - Objective 5 Geographic Information - Support the growing use of geospatial information across County departments, through regional intergovernmental relationships, and consumption by citizens.

- Goal 4 Reliable Services - Enhance the availability, resiliency, and delivery of information and services to citizens, employees, businesses, and governments.
 - Objective 1 Business Continuity - Implement IT redundancy and resilient technology to ensure that key systems continue to operate with minimal or no interruption even when infrastructure fails.
 - Objective 2 Disaster Recovery - Plan for the recovery of key systems on secondary infrastructure and the ability for emergency personnel and county executives to communicate and coordinate tactical support and services in the event of a major disaster.
 - Objective 3 Asset Management - Provide a clear plan for standardizing, approving, managing, and supporting hardware used by county staff such as: desktops; laptops, mobile phones, and tablets.
 - Objective 4 Responsive Support - Provide timely and satisfactory support by establishing and meeting Service Level Agreements with County departments, as well as through continuous health system monitoring of our infrastructure leveraging automated notifications to mitigate issues as soon as they are detected.

- Goal 5 Information Security - Proactively manage IT Risk by deploying a secure, private, and accessible technology framework.
 - Objective 1 Security Policies - Develop industry aligned policies that will increase attention to information security and establish minimal IT security requirements for systems and services.
 - Objective 2 Security Training - Develop incremental and people friendly training that will bring attention and education to information security topics throughout the county.
 - Objective 3 Critical Security Controls - Implement security monitoring and prevention at all levels (network, server, workstation, and mobile) to mitigate known security threats, to alert when an incident occurs, and to respond rapidly to an incident when one occurs.
 - Objective 4 Built-in Security - Define consistent and integrated methodologies for design, development and implementation of business solutions where security is integral to operation.

- Goal 6 Staffing - Improve the talent through investing in education and skill training.
 - Objective 1 Diversity - Cultivate an inclusive environment where diversity of thought and expression are valued, emphasizing the importance of tolerance in the workplace, promoting acceptance of our differences, and providing an environment where employees can thrive.

MARION COUNTY FY 2021-22 BUDGET

BY DEPARTMENT

INFORMATION TECHNOLOGY

- Objective 2 Skills Training and Development - Provide access to training and career growth resources and services that encourages staff to continuously develop their skills and/or to learn new ones. Create programs for cross training and mentorship that vary from technical to soft skills.
- Objective 3 Employee Retention - Provide career growth opportunities through mentorship, cross training, continued education, and employee recognition.
- Objective 4 As-a-Service Framework for IT Management - Organize and structure our organization with service management best practices in mind, aligned with the countywide plan and focusing on customer needs and services.

MARION COUNTY FY 2021-22 BUDGET

BY DEPARTMENT

INFORMATION TECHNOLOGY

DEPARTMENT OVERVIEW

Information Technology (IT) provides technical services, manages the county's technical resources, and provides consulting services for technology improvements. IT has developed strategic partnerships with all county departments through three programs: IT Operations, Technology Solutions, and IT Administration.

These programs provide a complete range of technology services which include strategic planning, new service design, business analysis, project management, risk management, data security, applications delivery and support networks, servers and storage, desktop and mobile management, database administration, and end-user support through the service desk.

IT strives to provide technology solutions and services that meet the needs of the county through management of system lifecycle phases, leveraging existing technologies to meet new requirements, safeguarding information, and providing viable and practical options for long-term delivery of services.

RESOURCE AND REQUIREMENT SUMMARY

Information Technology	FY 18-19 ACTUAL	FY 19-20 ACTUAL	FY 20-21 BUDGET	FY 21-22 ADOPTED	+/- %
RESOURCES					
Intergovernmental Federal	0	28,703	0	0	n.a.
Charges for Services	96,035	70,222	40,231	46,886	16.5%
Admin Cost Recovery	10,326,322	10,688,813	11,420,040	12,277,380	7.5%
TOTAL RESOURCES	10,422,357	10,787,737	11,460,271	12,324,266	7.5%
REQUIREMENTS					
Personnel Services					
Salaries and Wages	4,516,999	4,675,862	5,347,805	5,905,854	10.4%
Fringe Benefits	2,402,243	2,584,189	3,098,394	3,387,558	9.3%
Total Personnel Services	6,919,242	7,260,051	8,446,199	9,293,412	10.0%
Materials and Services					
Supplies	15,375	14,909	12,750	12,750	0.0%
Materials	556,567	350,764	373,591	253,311	-32.2%
Communications	259,832	262,079	296,294	298,498	0.7%
Utilities	35,997	39,605	36,558	32,574	-10.9%
Contracted Services	696,267	872,326	373,908	324,705	-13.2%
Repairs and Maintenance	1,299,068	1,426,927	1,224,946	1,417,159	15.7%
Rentals	63,476	54,764	60,942	60,294	-1.1%
Miscellaneous	119,162	56,230	66,451	63,226	-4.9%
Total Materials and Services	3,045,744	3,077,604	2,445,440	2,462,517	0.7%
Administrative Charges	457,371	450,082	568,632	568,337	-0.1%
TOTAL REQUIREMENTS	10,422,357	10,787,737	11,460,271	12,324,266	7.5%
FTE	62.00	63.00	63.00	64.00	1.6%

MARION COUNTY FY 2021-22 BUDGET

BY DEPARTMENT

INFORMATION TECHNOLOGY

FUNDS

Fund Name	FY 18-19 ACTUAL	FY 19-20 ACTUAL	FY 20-21 BUDGET	FY 21-22 ADOPTED	% of Total
RESOURCES					
FND 580 Central Services	10,422,357	10,787,737	11,460,271	12,324,266	100.0%
TOTAL RESOURCES	10,422,357	10,787,737	11,460,271	12,324,266	100.0%
REQUIREMENTS					
FND 580 Central Services	10,422,357	10,787,737	11,460,271	12,324,266	100.0%
TOTAL REQUIREMENTS	10,422,357	10,787,737	11,460,271	12,324,266	100.0%

PROGRAMS

	FY 18-19 ACTUAL	FY 19-20 ACTUAL	FY 20-21 BUDGET	FY 21-22 ADOPTED	+/- %
RESOURCES					
IT Administration	474,090	592,565	637,025	687,690	8.0%
IT Operations	4,911,759	4,991,333	5,765,002	6,207,685	7.7%
Technology Solutions	5,036,508	5,203,840	5,058,244	5,428,891	7.3%
TOTAL RESOURCES	10,422,357	10,787,737	11,460,271	12,324,266	7.5%
REQUIREMENTS					
IT Administration	474,090	592,565	637,025	687,690	8.0%
IT Operations	4,911,759	4,991,333	5,765,002	6,207,685	7.7%
Technology Solutions	5,036,508	5,203,840	5,058,244	5,428,891	7.3%
TOTAL REQUIREMENTS	10,422,357	10,787,737	11,460,271	12,324,266	7.5%

MARION COUNTY FY 2021-22 BUDGET

BY DEPARTMENT

INFORMATION TECHNOLOGY

IT Administration Program

- Provide management, integration, and growth of IT programs, lines of service, and resources.
- Establish strategic plans and enable development of tactical goals and operational tasks to ensure efficient and effective delivery of technology services.
- Develop and manage IT's budget, contracts, procurement, and executive reporting.
- Develop, implement, and oversee effective utilization of IT policies, processes, and procedures; develop and receive approval for administrative policies and procedures related to delivery of IT services.
- Administer demand management and project portfolio planning and oversight activities.
- Provide employee services including time reporting, staff management, and professional and technical skills development.
- Initiate customer outreach through satisfaction surveys to ensure alignment of service delivery with established service level agreements.
- Represent IT as an active participating member of the Information Technology Governance Committee (ITGC).

Program Summary

Information Technology

Program: IT Administration

	FY 18-19 ACTUAL	FY 19-20 ACTUAL	FY 20-21 BUDGET	FY 21-22 ADOPTED	+/- %
RESOURCES					
Intergovernmental Federal	0	962	0	0	n.a.
Admin Cost Recovery	474,090	591,603	637,025	687,690	8.0%
TOTAL RESOURCES	474,090	592,565	637,025	687,690	8.0%
REQUIREMENTS					
Personnel Services	282,570	392,939	459,444	532,112	15.8%
Materials and Services	169,025	171,495	141,477	120,057	-15.1%
Administrative Charges	22,495	28,130	36,104	35,521	-1.6%
TOTAL REQUIREMENTS	474,089	592,564	637,025	687,690	8.0%
FTE	4.00	4.00	4.00	4.00	0.0%

FTE By Position Title By Program

Program: IT Administration	
Position Title	FTE
Accounting Clerk	1.00
Contracts Specialist Sr	1.00
Information Technology Director	1.00
Office Manager	1.00
Program IT Administration FTE Total:	4.00

IT Administration Program Budget Justification

RESOURCES

The IT Administration Program is funded entirely by administrative cost recoveries.

MARION COUNTY FY 2021-22 BUDGET
BY DEPARTMENT
INFORMATION TECHNOLOGY

REQUIREMENTS

Personnel Services increased due to normal step increases, cost of living adjustments, and related fringe benefit increases.

Materials and Services decrease reflects the year to year change due to the transfer of accumulated vacancy savings from Personnel Services into Contracted Services in FY 2020-21 supplemental budget requests.

MARION COUNTY FY 2021-22 BUDGET

BY DEPARTMENT

INFORMATION TECHNOLOGY

IT Operations Program

- Manage delivery of IT services within the operational lines of service including performance monitoring, standards and process development, capacity planning and management, virus and malware detection, infrastructure design and administration, incident response, database administration, telecommunications, backup and recovery services, and disaster recovery.
- Partner with Technology Solutions to provide a stable, scalable, resilient, and secure environment to support development and implementation of technology services in alignment with IT Governance Committee sponsored initiatives and goals.
- Provide a wide range of support activities to departments by way of the service desk including desktop and mobile hardware setup, lifecycle replacement, software installations, video cameras and recording, telephones, voicemail, cell and mobile data devices, support for desktop applications, and relocation services.
- Manage design, installation, security, capacity planning and management, performance monitoring, backup and recovery, patching and upgrades, connectivity, and configuration of county infrastructure resources including servers, storage, computer facilities, and the county's private and wireless networks.
- Provide services including installation, design, tuning, patching and upgrades, performance monitoring, backup and recovery, and general administration and support for county databases.
- Provide system administration and support for enterprise applications, infrastructure tools, and department-based systems.

Program Summary

Information Technology

Program: IT Operations

	FY 18-19 ACTUAL	FY 19-20 ACTUAL	FY 20-21 BUDGET	FY 21-22 ADOPTED	+/- %
RESOURCES					
Intergovernmental Federal	0	27,245	0	0	n.a.
Charges for Services	96,035	70,222	40,231	46,886	16.5%
Admin Cost Recovery	4,815,724	4,893,866	5,724,771	6,160,799	7.6%
TOTAL RESOURCES	4,911,759	4,991,333	5,765,002	6,207,685	7.7%
REQUIREMENTS					
Personnel Services	3,023,683	3,096,867	3,668,657	4,008,825	9.3%
Materials and Services	1,692,381	1,697,554	1,834,594	1,932,452	5.3%
Administrative Charges	195,695	196,911	261,751	266,408	1.8%
TOTAL REQUIREMENTS	4,911,759	4,991,333	5,765,002	6,207,685	7.7%
FTE	26.10	27.00	29.00	29.00	0.0%

FTE By Position Title By Program

Program: IT Operations	
Position Title	FTE
Database Administrator	2.00
Info Technology Manager	1.00
Info Technology Supervisor	2.00
IT Security Analyst	1.00
IT System Architect	1.00
Network Analyst 2	5.00
Network Analyst 3	4.00
Support Specialist (IT)	10.00
Support Technician	1.00

MARION COUNTY FY 2021-22 BUDGET

BY DEPARTMENT

INFORMATION TECHNOLOGY

Program: IT Operations	
Position Title	FTE
Telecommunications Technician	1.00
Telecommunications Technician-Sr	1.00
Program IT Operations FTE Total:	29.00

FTE Changes

A transfer out of one existing position to Technology Solutions Program offset by the addition of 1.00 FTE new Support Specialist position.

IT Operations Program Budget Justification

RESOURCES

The IT Operations Program funding is based on a department allocation which includes network usage, number and usage of phones, and support services factors evaluated by service tickets and devices utilized. Some revenue is realized from the reimbursement of phone and network services provided to other agencies housed in county facilities.

REQUIREMENTS

Personnel Services increased due to normal step increases, cost of living adjustments, and related fringe benefit increases, as well as the organizational change of 1.0 FTE transferred to the Technology Solutions program to support enterprise applications.

Materials and Services increase is related to anticipated supplier maintenance renewal costs forecasted at 3% annually, as well as a one-time reduction in Computer Non-Capital Lifecycle Equipment Replacement Program due to the switch from desktop to laptop computers for telecommuting funded through the CARES Act.

MARION COUNTY FY 2021-22 BUDGET

BY DEPARTMENT

INFORMATION TECHNOLOGY

Technology Solutions Program

- Provide assessment of new technology products, system enhancements and upgrades of existing services, and technical consultation.
- Manage the delivery of new technology through the effective use of project management principles to ensure successful and timely completion of projects, and meet stated business objectives.
- Configure and support shared services for commonly used applications and systems including financial, human resources, payroll processing, geographic information systems (GIS), web portals, and reporting platforms.
- Implement, extend, and maintain a diverse set of line of business applications and software services for sixteen county departments.
- Partner with the IT Operations to identify security, usability, maintainability, scalability, availability, and support requirements to meet the business and technology needs of the county in alignment with IT Governance Committee sponsored initiatives and goals.

Program Summary

Information Technology

Program: Technology Solutions

	FY 18-19 ACTUAL	FY 19-20 ACTUAL	FY 20-21 BUDGET	FY 21-22 ADOPTED	+/- %
RESOURCES					
Intergovernmental Federal	0	496	0	0	n.a.
Admin Cost Recovery	5,036,508	5,203,344	5,058,244	5,428,891	7.3%
TOTAL RESOURCES	5,036,508	5,203,840	5,058,244	5,428,891	7.3%
REQUIREMENTS					
Personnel Services	3,612,989	3,770,245	4,318,098	4,752,475	10.1%
Materials and Services	1,184,337	1,208,554	469,369	410,008	-12.6%
Administrative Charges	239,182	225,041	270,777	266,408	-1.6%
TOTAL REQUIREMENTS	5,036,508	5,203,840	5,058,244	5,428,891	7.3%
FTE	31.90	32.00	30.00	31.00	3.3%

FTE By Position Title By Program

Program: Technology Solutions	
Position Title	FTE
Business Systems Analyst	1.00
Computer Forensics Specialist	1.00
Database Administrator-Sr	1.00
GIS Analyst 1	1.00
GIS Analyst 2	2.00
GIS Analyst 3	1.00
Info Technology Manager	1.00
Info Technology Supervisor	1.00
Information Technology Deputy Director	1.00
IT Project Manager	3.00
IT Systems Analyst	3.00
Programmer Analyst 1	1.00
Programmer Analyst 2	7.00

MARION COUNTY FY 2021-22 BUDGET
 BY DEPARTMENT
 INFORMATION TECHNOLOGY

Program: Technology Solutions	
Position Title	FTE
Programmer Analyst 3	7.00
Program Technology Solutions FTE Total:	31.00

FTE Changes

Includes a increase of 1.00 FTE through a transfer of existing funded role from the IT Operations program.

Technology Solutions Program Budget Justification

RESOURCES

The Technology Solutions Program is funded through a department allocation that includes the Financial Information Management System allocation, Enterprise Applications, and direct charges to departments.

REQUIREMENTS

Personnel Services increased due to normal step increases, cost of living adjustments, and related fringe benefit increases, as well as the organizational change of 1.0 FTE transferred from the IT Operations program. Program level project assignments align staff to support the ongoing Sheriff's Record Management System / Jail Management System project, the Health and Human Services Department's Electronic Health Record project, the Legal Case Management project, the Public Works Solid Waste Billing replacement project, as well as minor adjustments to cover forecasted IT consulting and support activities.

Materials and Services decrease reflects the changes in software maintenance and subscription costs forecasted at 3% annually, growth in e-mail licenses with increased county employment turnover, offset by the year to year change of accumulated vacancy savings from Personnel Services into Contracted Services in FY 2020-21 supplemental budget request.

MARION COUNTY FY 2021-22 BUDGET

BY DEPARTMENT

INFORMATION TECHNOLOGY

KEY DEPARTMENT ACCOMPLISHMENTS

- In coordination with the Department of Homeland Security and State of Oregon, increased security around the technical infrastructure in the lead up to the General Elections to prevent cyber-security threats.
- Implemented the Assessor's Office "Assessment and Taxation" Replacement project handling Tax Receipting and Property Valuations.
- Mobilized and successfully converted from an on-premise user base to a secure remote-user operational model during the Marion County declared COVID-19 Emergency.
- Completed the Jail Low-Voltage Re-wiring effort supporting the end-to-end overhaul of Surveillance Video, Secure Data Networks, and replacement Radio system.
- Concluded the first phase of a major Enterprise Business Suite upgrade that affected the entirety of the Financial Management Information System.
- Rolled out a "zero-trust" capability that enables a highly secure network access control system preventing unauthorized devices from connecting to the county.
- Modernized the Data Centers through end-to-end replacement of all physical and virtual servers, and established a hybrid cloud Infrastructure as a Service (IaaS) computing capability.
- Deployed fleet of new Rugged Laptops to all Sheriff's Office vehicles as part of the Record/Jail Management System replacement project.
- Accomplished a major report conversion project to centralize all Enterprise Resource Planning (ERP) systems to improve use and decrease operational and support costs.
- Supported the creation of a new countywide Human Resource department through programming, configuration, and set up of Enterprise systems and services.

MARION COUNTY FY 2021-22 BUDGET
BY DEPARTMENT
INFORMATION TECHNOLOGY

KEY INDICATORS

1: Application Management and Support

Definition and Purpose

The indicators for application management and support measure effective delivery of system enhancements and upgrades, development and/or purchase of new products, feature and function integration within enterprise or multi-departmental systems, alignment of application delivery with evolving business needs, and automated integration of systems to facilitate consistent and timely data sharing.

Measurements include alignment of business needs with technical solutions, management of vendor costs, reduction of duplicative systems, data storage, and decreased licensing costs through use of enterprise level licensing models. Over time, management of our portfolio of software assets will allow the county to fully leverage our investment in technology and to make wiser long-term decisions.

Significance

This key indicator was carried forward to continue to assess the viability of applications in use, identify opportunities to integrate functionality and data within enterprise or multi-departmental applications, develop a core set of application support tools, leverage data analysis software using central data stores, and fully leverage enterprise resources and licensing models. With continually evolving reliance on software and automation to directly support departmental business functions and delivery of county services, these technology investments will continue to have significant budgetary impacts.

This indicator supports the Marion County Strategic Goal #6: Provide efficient, effective, and responsive government through stewardship and accountability.

Data Units Fiscal Year

Total Technology Maintenance Costs

FY 17-18 Actual	FY 18-19 Actual	FY 19-20 Actual	FY 20-21 Estimate	FY 21-22 Estimate
\$1,148,829	\$1,344,069	\$1,556,803	\$1,363,025	\$1,555,980

Number of Applications

FY 17-18 Actual	FY 18-19 Actual	FY 19-20 Actual	FY 20-21 Estimate	FY 21-22 Estimate
977	1,046	976	967	985

Explanation of Trends and Changes

This indicator shows that technology and the services used to support the county departments and their reliance on automation. The changes in application numbers and in cost reflect change in use, efficiencies, enhancements and depreciated systems. The increase in year over year costs reflect escalating prices by vendors on existing systems or services as the technology industry continues to consolidate, and reflective of major initiatives to replace legacy equipment, applications, and the adoption of new cloud-based subscription services. It should be noted that in FY 2020-21 charges unique to a single county department were transferred to their respective budget holders given the direct consumption, while enterprise-wide systems and services remained within the central service IT department resulting in a one-time decrease in maintenance costs. Further increases in the number of applications is directly attributed to change in business practices in response to the COVID-19 Emergency.

MARION COUNTY FY 2021-22 BUDGET
BY DEPARTMENT
INFORMATION TECHNOLOGY

2: Customer Service

Definition and Purpose

Indicators for customer service measure our ability to provide timely, consistent, and business-relevant services that support our customers as they deliver county services.

Measurements include tickets received and completed and customer satisfaction as captured upon completion of an IT service request.

Significance

This key indicator was chosen to indicate trends in customer satisfaction and supports Marion County Strategic Goal #6: Provide efficient, effective, and responsive government through stewardship and accountability.

Data Units Calendar Year

Total customer tickets

CY 2017 Actual	CY 2018 Actual	CY 2019 Actual	CY 2020 Actual	CY 2021 Estimate
17,790	17,369	17,384	17,549	18,000

Average customer response (5 is Maximum)

CY 2017 Actual	CY 2018 Actual	CY 2019 Actual	CY 2020 Actual	CY 2021 Estimate
4.88 Very Satisfied	4.88 Very Satisfied	4.87 Very Satisfied	4.86 Very Satisfied	4.85 Very Satisfied

Explanation of Trends and Changes

These indicators give information on our ability to provide service to the county in alignment with the needs of the business. In addition to the customer survey responses, meetings are held with department leadership and IT business managers to review priorities and work activities. The slight reduction in satisfaction score can be attributed to the steep increase in demand slowing response related to two major emergency events affecting changes in business practices (e.g. switch to Telecommuting due to COVID-19), and the anticipated increase in customer tickets is derived by the roll-out of new large-scale replacement systems for Health and Human Services and Sheriff's Office requiring additional user support during the transitions.

3: Technology Health

Definition and Purpose

Indicators for technology health measure the department's ability to provide services via applications, web services, and access to systems. Measurement is derived through an automated monitoring system that tracks the availability and performance of enterprise class systems for the entire year.

Significance

These indicators show the availability of enterprise systems and mission critical applications in support of Marion County Strategic Goal #6: Provide efficient, effective, and responsive government through stewardship and accountability.

MARION COUNTY FY 2021-22 BUDGET
 BY DEPARTMENT
 INFORMATION TECHNOLOGY

Data Units Fiscal Year

Total hours available to use Enterprise Systems / All potential hours per year = % uptime

FY 17-18 Actual	FY 18-19 Actual	FY 19-20 Actual	FY 20-21 Estimate	FY 21-22 Estimate
99.87%	99.91%	99.86%	99.95%	99.95%

Explanation of Trends and Changes

These indicators provide information on the health and usage of our systems in terms of all county employee productivity utilizing production systems, with a goal of sustaining system availability of 99.5% or greater based on industry metrics for governmental entities. The 0.05% decrease for FY 2019-20 is attributed to the end-to-end network redesign effort requiring planned outages to replace equipment. FY 2020-21 and FY 2021-22 anticipate significant improvement in stability given the resiliency and redundancy built into the new network architecture, as well as full backup power integrated into the system.

MARION COUNTY FY 2021-22 BUDGET

BY DEPARTMENT

INFORMATION TECHNOLOGY

Resources by Fund Detail						
580 - Central Services	Actual FY 18-19	Actual FY 19-20	Budget FY 20-21	Proposed FY 21-22	Approved FY 21-22	Adopted FY 21-22
Intergovernmental Federal						
331401 Coronavirus Relief Fund	0	28,703	0	0	0	0
Intergovernmental Federal Total	0	28,703	0	0	0	0
Charges for Services						
341620 User Fees	3,135	210	9,661	14,102	14,102	14,102
344250 Telephone Use Reimbursement	92,890	70,012	30,570	32,784	32,784	32,784
344999 Other Reimbursements	10	0	0	0	0	0
Charges for Services Total	96,035	70,222	40,231	46,886	46,886	46,886
Admin Cost Recovery						
411400 Information Tech Allocation	7,603,773	7,791,004	9,899,842	12,277,380	12,277,380	12,277,380
411410 FIMS Allocation	2,722,549	2,897,809	1,520,198	0	0	0
Admin Cost Recovery Total	10,326,322	10,688,813	11,420,040	12,277,380	12,277,380	12,277,380
Central Services Total	10,422,357	10,787,737	11,460,271	12,324,266	12,324,266	12,324,266
Information Technology Grand Total	10,422,357	10,787,737	11,460,271	12,324,266	12,324,266	12,324,266

MARION COUNTY FY 2021-22 BUDGET

BY DEPARTMENT

INFORMATION TECHNOLOGY

Requirements by Fund Detail

580 - Central Services	Actual FY 18-19	Actual FY 19-20	Budget FY 20-21	Proposed FY 21-22	Approved FY 21-22	Adopted FY 21-22
Personnel Services						
Salaries and Wages						
511020 Salaries and Wages Budget Only	0	0	(70,537)	0	0	0
511110 Regular Wages	3,668,397	3,881,505	5,283,309	5,758,165	5,758,165	5,758,165
511120 Temporary Wages	10,980	444	0	0	0	0
511130 Vacation Pay	260,730	237,958	0	0	0	0
511140 Sick Pay	177,505	171,509	0	0	0	0
511150 Holiday Pay	197,970	206,899	0	0	0	0
511160 Comp Time Pay	3,343	317	0	0	0	0
511210 Compensation Credits	88,600	78,782	76,057	78,739	78,739	78,739
511220 Pager Pay	38,088	39,175	39,000	39,000	39,000	39,000
511240 Leave Payoff	39,294	31,031	0	0	0	0
511280 Cell Phone Pay	1,909	664	0	0	0	0
511290 Health Insurance Waiver Pay	4,814	4,507	4,800	4,800	4,800	4,800
511420 Premium Pay	25,372	23,071	15,176	25,150	25,150	25,150
Salaries and Wages Total	4,516,999	4,675,862	5,347,805	5,905,854	5,905,854	5,905,854
Fringe Benefits						
512010 Fringe Benefits Budget Only	0	0	(26,896)	9,307	9,307	9,307
512110 PERS	808,648	978,076	1,231,071	1,393,253	1,393,253	1,393,253
512120 401K	26,115	32,452	40,955	45,525	45,525	45,525
512130 PERS Debt Service	308,386	270,049	286,981	259,958	259,958	259,958
512200 FICA	337,738	348,523	406,572	443,593	443,593	443,593
512310 Medical Insurance	791,607	829,424	1,010,160	1,073,713	1,073,713	1,073,713
512320 Dental Insurance	71,955	71,228	84,906	90,387	90,387	90,387
512330 Group Term Life Insurance	7,937	8,158	9,942	13,703	13,703	13,703
512340 Long Term Disability Insurance	15,462	15,706	22,290	21,454	21,454	21,454
512400 Unemployment Insurance	13,568	14,047	16,102	17,539	17,539	17,539
512520 Workers Comp Insurance	1,200	1,088	1,909	1,903	1,903	1,903
512600 Wellness Program	2,053	2,079	2,520	2,520	2,520	2,520
512610 Employee Assistance Program	1,647	1,764	2,132	2,353	2,353	2,353
512700 County HSA Contributions	15,928	11,594	9,750	12,350	12,350	12,350
Fringe Benefits Total	2,402,243	2,584,189	3,098,394	3,387,558	3,387,558	3,387,558
Personnel Services Total	6,919,242	7,260,051	8,446,199	9,293,412	9,293,412	9,293,412
Materials and Services						
Supplies						
521010 Office Supplies	5,971	5,873	6,000	6,000	6,000	6,000
521070 Departmental Supplies	7,848	8,277	6,000	6,000	6,000	6,000
521210 Gasoline	1,556	759	750	750	750	750
Supplies Total	15,375	14,909	12,750	12,750	12,750	12,750

MARION COUNTY FY 2021-22 BUDGET

BY DEPARTMENT

INFORMATION TECHNOLOGY

580 - Central Services	Actual FY 18-19	Actual FY 19-20	Budget FY 20-21	Proposed FY 21-22	Approved FY 21-22	Adopted FY 21-22
Materials and Services						
Materials						
522110 Batteries	3,027	6,690	7,500	7,500	7,500	7,500
522150 Small Office Equipment	6,768	18,807	4,500	4,500	4,500	4,500
522160 Small Departmental Equipment	1,081	0	0	0	0	0
522170 Computers Non Capital	482,517	259,057	339,951	182,561	182,561	182,561
522180 Software	63,174	66,209	21,640	58,750	58,750	58,750
Materials Total	556,567	350,764	373,591	253,311	253,311	253,311
Communications						
523010 Telephone Equipment	1,882	1,400	1,500	1,500	1,500	1,500
523015 Video Security Equipment	86,103	72,548	85,865	85,865	85,865	85,865
523020 Phone and Communication Svcs	137,598	158,100	163,581	159,770	159,770	159,770
523040 Data Connections	18,594	5,017	25,053	25,450	25,450	25,450
523050 Postage	15	22	100	100	100	100
523060 Cellular Phones	11,303	19,206	14,818	19,813	19,813	19,813
523090 Long Distance Charges	4,338	5,786	5,377	6,000	6,000	6,000
Communications Total	259,832	262,079	296,294	298,498	298,498	298,498
Utilities						
524010 Electricity	27,330	28,955	26,889	24,876	24,876	24,876
524020 City Operations and St Lights	19	25	19	68	68	68
524040 Natural Gas	1,843	1,954	1,537	292	292	292
524050 Water	500	501	712	474	474	474
524070 Sewer	1,191	1,187	1,516	1,174	1,174	1,174
524090 Garbage Disposal and Recycling	5,114	6,984	5,885	5,690	5,690	5,690
Utilities Total	35,997	39,605	36,558	32,574	32,574	32,574
Contracted Services						
525450 Subscription Services	56,078	139,503	141,079	194,955	194,955	194,955
525510 Legal Services	4,681	0	0	0	0	0
525710 Printing Services	23	46	50	50	50	50
525715 Advertising	2,030	4,328	1,000	1,000	1,000	1,000
525999 Other Contracted Services	633,454	728,448	231,779	128,700	128,700	128,700
Contracted Services Total	696,267	872,326	373,908	324,705	324,705	324,705
Repairs and Maintenance						
526011 Dept Equipment Maintenance	121	2,963	2,000	2,000	2,000	2,000
526020 Computer Hardware Maintenance	161,176	187,227	145,028	179,621	179,621	179,621
526021 Computer Software Maintenance	1,068,115	1,177,824	1,023,710	1,179,735	1,179,735	1,179,735
526022 Telephone Maintenance	58,700	52,249	53,208	54,803	54,803	54,803
526030 Building Maintenance	9,701	6,664	1,000	1,000	1,000	1,000

MARION COUNTY FY 2021-22 BUDGET

BY DEPARTMENT

INFORMATION TECHNOLOGY

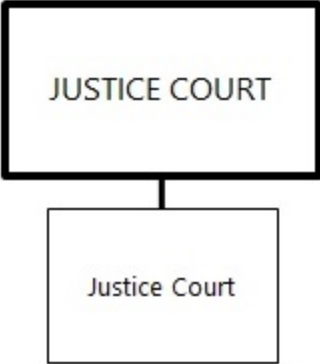
580 - Central Services	Actual FY 18-19	Actual FY 19-20	Budget FY 20-21	Proposed FY 21-22	Approved FY 21-22	Adopted FY 21-22
Materials and Services						
526040 Remodels and Site Improvements	1,255	0	0	0	0	0
Repairs and Maintenance Total	1,299,068	1,426,927	1,224,946	1,417,159	1,417,159	1,417,159
Rentals						
527110 Fleet Leases	8,280	7,584	6,060	4,891	4,891	4,891
527120 Motor Pool Mileage	1,313	474	2,400	2,400	2,400	2,400
527130 Parking	92	0	0	0	0	0
527140 County Parking	3,960	3,960	2,640	2,640	2,640	2,640
527200 Building Rental County	18,538	10,830	8,576	8,576	8,576	8,576
527240 Condo Assn Assessments	21,919	23,903	32,766	32,684	32,684	32,684
527300 Equipment Rental	9,375	8,012	8,500	9,103	9,103	9,103
Rentals Total	63,476	54,764	60,942	60,294	60,294	60,294
Miscellaneous						
529110 Mileage Reimbursement	555	662	981	703	703	703
529120 Commercial Travel	13,752	4,491	4,654	3,819	3,819	3,819
529130 Meals	3,183	1,251	1,513	1,189	1,189	1,189
529140 Lodging	19,149	12,771	14,872	12,427	12,427	12,427
529210 Meetings	154	77	300	300	300	300
529220 Conferences	9,025	300	3,895	2,795	2,795	2,795
529230 Training	73,070	36,147	40,061	41,818	41,818	41,818
529300 Dues and Memberships	275	481	175	175	175	175
529650 Pre Employment Costs	0	50	0	0	0	0
Miscellaneous Total	119,162	56,230	66,451	63,226	63,226	63,226
Materials and Services Total	3,045,744	3,077,604	2,445,440	2,462,517	2,462,517	2,462,517
Administrative Charges						
611100 County Admin Allocation	91,600	80,899	100,949	112,858	112,858	112,858
611210 Facilities Mgt Allocation	79,892	77,303	103,218	100,367	100,367	100,367
611220 Custodial Allocation	55,597	62,394	76,749	73,820	73,820	73,820
611230 Courier Allocation	2,625	2,879	3,247	3,859	3,859	3,859
611250 Risk Management Allocation	10,481	8,163	14,215	14,195	14,195	14,195
611255 Benefits Allocation	18,047	18,477	0	0	0	0
611260 Human Resources Allocation	68,874	68,835	108,334	114,065	114,065	114,065
611300 Legal Services Allocation	11,311	11,982	15,962	15,266	15,266	15,266
611600 Finance Allocation	66,198	73,236	83,332	83,270	83,270	83,270
611800 MCBEE Allocation	2,046	1,114	16,226	3,537	3,537	3,537
614100 Liability Insurance Allocation	32,300	26,700	30,100	26,400	26,400	26,400
614200 WC Insurance Allocation	18,400	18,100	16,300	20,700	20,700	20,700
Administrative Charges Total	457,371	450,082	568,632	568,337	568,337	568,337
Central Services Total	10,422,357	10,787,737	11,460,271	12,324,266	12,324,266	12,324,266
Information Technology Grand Total	10,422,357	10,787,737	11,460,271	12,324,266	12,324,266	12,324,266

MARION COUNTY FY 2021-22 BUDGET
BY DEPARTMENT
INFORMATION TECHNOLOGY

THIS PAGE HAS BEEN INTENTIONALLY LEFT BLANK

MARION COUNTY FY 2021-22 BUDGET
BY DEPARTMENT
JUSTICE COURT

JUSTICE COURT



MISSION STATEMENT

Providing a forum for the fair and impartial adjudication of court cases and traffic citations.

GOALS AND OBJECTIVES

Goal 1 Provide for impartial hearing of court cases in an efficient manner.

MARION COUNTY FY 2021-22 BUDGET

BY DEPARTMENT

JUSTICE COURT

DEPARTMENT OVERVIEW

The Justice Court hears minor traffic offenses, small civil claims (\$10,000 or less), county ordinance violations, fish and game violations and boating offenses.

The Court's staff is bilingual in English and Spanish to better meet the communication needs of Marion County's diverse population.

RESOURCE AND REQUIREMENT SUMMARY

Justice Court	FY 18-19 ACTUAL	FY 19-20 ACTUAL	FY 20-21 BUDGET	FY 21-22 ADOPTED	+/- %
RESOURCES					
General Fund Transfers	926,622	946,730	1,016,179	1,058,341	4.1%
TOTAL RESOURCES	926,622	946,730	1,016,179	1,058,341	4.1%
REQUIREMENTS					
Personnel Services					
Salaries and Wages	377,262	388,535	411,597	421,423	2.4%
Fringe Benefits	243,640	276,302	287,801	297,318	3.3%
Total Personnel Services	620,902	664,836	699,398	718,741	2.8%
Materials and Services					
Supplies	6,510	5,780	6,760	6,760	0.0%
Materials	1,206	2,835	1,500	1,500	0.0%
Communications	4,335	5,914	12,244	12,868	5.1%
Utilities	9,418	8,674	10,200	10,200	0.0%
Contracted Services	23,024	23,564	27,455	27,455	0.0%
Repairs and Maintenance	1,280	2,980	12,781	14,122	10.5%
Rentals	77,538	79,810	82,875	85,290	2.9%
Insurance	100	100	100	100	0.0%
Miscellaneous	3,947	4,234	8,125	8,125	0.0%
Total Materials and Services	127,357	133,891	162,040	166,420	2.7%
Administrative Charges	178,363	148,003	154,741	173,180	11.9%
TOTAL REQUIREMENTS	926,622	946,730	1,016,179	1,058,341	4.1%
FTE	8.00	8.00	7.00	7.00	0.0%

MARION COUNTY FY 2021-22 BUDGET

BY DEPARTMENT

JUSTICE COURT

FUNDS

Fund Name	FY 18-19 ACTUAL	FY 19-20 ACTUAL	FY 20-21 BUDGET	FY 21-22 ADOPTED	% of Total
RESOURCES					
FND 100 General Fund	926,622	946,730	1,016,179	1,058,341	100.0%
TOTAL RESOURCES	926,622	946,730	1,016,179	1,058,341	100.0%
REQUIREMENTS					
FND 100 General Fund	926,622	946,730	1,016,179	1,058,341	100.0%
TOTAL REQUIREMENTS	926,622	946,730	1,016,179	1,058,341	100.0%

PROGRAMS

	FY 18-19 ACTUAL	FY 19-20 ACTUAL	FY 20-21 BUDGET	FY 21-22 ADOPTED	+/- %
RESOURCES					
Marion County Justice Court	926,622	946,730	1,016,179	1,058,341	4.1%
TOTAL RESOURCES	926,622	946,730	1,016,179	1,058,341	4.1%
REQUIREMENTS					
Marion County Justice Court	926,622	946,730	1,016,179	1,058,341	4.1%
TOTAL REQUIREMENTS	926,622	946,730	1,016,179	1,058,341	4.1%

MARION COUNTY FY 2021-22 BUDGET
BY DEPARTMENT
JUSTICE COURT

Marion County Justice Court Program

- Adjudicates claims and resolves traffic offenses, Oregon weight record and tax identifier violations and fish and wildlife violations.
- The court has juries to hear civil cases less than \$10,000.

Program Summary

Justice Court

Program: Marion County Justice Court

	FY 18-19 ACTUAL	FY 19-20 ACTUAL	FY 20-21 BUDGET	FY 21-22 ADOPTED	+/- %
RESOURCES					
General Fund Transfers	926,622	946,730	1,016,179	1,058,341	4.1%
TOTAL RESOURCES	926,622	946,730	1,016,179	1,058,341	4.1%
REQUIREMENTS					
Personnel Services	620,902	664,836	699,398	718,741	2.8%
Materials and Services	127,357	133,891	162,040	166,420	2.7%
Administrative Charges	178,363	148,003	154,741	173,180	11.9%
TOTAL REQUIREMENTS	926,622	946,730	1,016,179	1,058,341	4.1%
FTE	8.00	8.00	7.00	7.00	0.0%

FTE By Position Title By Program

Program: Marion County Justice Court	
Position Title	FTE
Justice of the Peace	1.00
Office Manager	1.00
Office Specialist 2	3.00
Office Specialist 2 (Bilingual)	1.00
Office Specialist 3 (Bilingual)	1.00
Program Marion County Justice Court FTE Total:	7.00

Marion County Justice Court Program Budget Justification

RESOURCES

The Justice Court Program is Funded Entirely by the General Fund.

REQUIREMENTS

Personnel Services increased due to normal step increases, cost of living adjustments, and related fringe benefit increases.

Materials and Services increased due to a Decision Package for increased postage, building maintenance, and a cell phone data plan. The annual lease payment for the Justice Court building also increased.

MARION COUNTY FY 2021-22 BUDGET

BY DEPARTMENT

JUSTICE COURT

KEY DEPARTMENT ACCOMPLISHMENTS

- The court is operating efficiently with all of the staff in one location.
- Spanish assistance is available to the public through two full-time bilingual clerks.
- The paperless system which was instituted July 1, 2016 is fully functioning for cases filed on or after that date. Staff is currently working on inputting cases prior to that date as time allows. Staff are also working on archiving and shredding older cases. The open cases are scanned and saved into the paperless system called Oregon Records Management Solution (ORMS).
- With the advent of the COVID-19 crisis and the additional crisis with the forest fires in Marion County the staff has implemented procedures for remote work.

MARION COUNTY FY 2021-22 BUDGET

BY DEPARTMENT

JUSTICE COURT

KEY INDICATORS

1: Volume of Citations Processed

Definition and Purpose

The number of citations processed is an indicator of the volume of work that the Justice Court produces during the calendar year.

Significance

Traffic enforcement reduces accidents and helps prevent fatalities, keeping our community safe. This indicator supports the Marion County strategic priority for Public Safety, Goal #1. Pursue a safe and secure community by protecting the people, property, and economy of Marion County.

Data Units Calendar Year

Marion County Justice Court

CY 2018 Actual	CY 2019 Actual	CY 2020 Actual	CY 2021 Estimate	CY 2022 Estimate
19,687	19,123	17,386	17,300	17,300

Explanation of Trends and Changes

The number of citations processed by the court remains similar to last year.

The volume of citations processed by the court is a direct result of the volume generated by the Marion County Traffic Team with some influence by the Motor Carrier Enforcement Officers from the I-5 weighstation.

2: Amount of Fines Collected

Definition and Purpose

The amount of traffic fines collected is an indicator of the volume of work that the Justice Court produces during the calendar year.

Significance

Traffic enforcement reduces accidents and helps prevent fatalities, keeping our community safe. This indicator supports the Marion County strategic priority for Public Safety, Goal #1. Pursue a safe and secure community by protecting the people, property, and economy of Marion County.

Data Units Calendar Year

Marion County Justice Court

CY 2018 Actual	CY 2019 Actual	CY 2020 Actual	CY 2021 Estimate	CY 2022 Estimate
\$4,292,147	\$4,292,515	\$3,764,849	\$3,700,000	\$3,700,000

Explanation of Trends and Changes

Amount of fines collected remains similar to last year.

MARION COUNTY FY 2021-22 BUDGET

BY DEPARTMENT

JUSTICE COURT

Resources by Fund Detail						
100 - General Fund	Actual FY 18-19	Actual FY 19-20	Budget FY 20-21	Proposed FY 21-22	Approved FY 21-22	Adopted FY 21-22
General Fund Transfers						
381100 Transfer from General Fund	926,622	946,730	1,016,179	1,058,341	1,058,341	1,058,341
General Fund Transfers Total	926,622	946,730	1,016,179	1,058,341	1,058,341	1,058,341
General Fund Total	926,622	946,730	1,016,179	1,058,341	1,058,341	1,058,341
Justice Court Grand Total	926,622	946,730	1,016,179	1,058,341	1,058,341	1,058,341

MARION COUNTY FY 2021-22 BUDGET

BY DEPARTMENT

JUSTICE COURT

Requirements by Fund Detail

100 - General Fund	Actual FY 18-19	Actual FY 19-20	Budget FY 20-21	Proposed FY 21-22	Approved FY 21-22	Adopted FY 21-22
Personnel Services						
Salaries and Wages						
511110 Regular Wages	322,284	326,462	385,438	406,628	406,628	406,628
511130 Vacation Pay	13,888	16,806	0	0	0	0
511140 Sick Pay	12,251	14,775	0	0	0	0
511141 Emergency Sick Pay	0	1,376	0	0	0	0
511150 Holiday Pay	15,191	16,188	0	0	0	0
511160 Comp Time Pay	138	39	0	0	0	0
511180 Differential Pay	147	70	0	0	0	0
511210 Compensation Credits	10,588	10,984	11,159	11,795	11,795	11,795
511240 Leave Payoff	0	459	12,000	0	0	0
511270 Leadworker Pay	244	220	0	0	0	0
511280 Cell Phone Pay	181	181	0	0	0	0
511290 Health Insurance Waiver Pay	2,307	493	0	0	0	0
511420 Premium Pay	44	482	3,000	3,000	3,000	3,000
Salaries and Wages Total	377,262	388,535	411,597	421,423	421,423	421,423
Fringe Benefits						
512010 Fringe Benefits Budget Only	0	0	6,410	1,110	1,110	1,110
512110 PERS	68,585	91,231	91,019	99,795	99,795	99,795
512120 401K	9,054	9,347	9,366	9,744	9,744	9,744
512130 PERS Debt Service	18,722	18,378	21,217	18,620	18,620	18,620
512200 FICA	27,986	28,695	29,880	31,630	31,630	31,630
512310 Medical Insurance	105,944	114,927	115,920	121,716	121,716	121,716
512320 Dental Insurance	9,515	9,862	9,744	10,248	10,248	10,248
512330 Group Term Life Insurance	610	623	718	954	954	954
512340 Long Term Disability Insurance	1,371	1,400	1,609	1,497	1,497	1,497
512400 Unemployment Insurance	1,133	1,166	1,190	1,255	1,255	1,255
512520 Workers Comp Insurance	177	148	210	210	210	210
512600 Wellness Program	300	284	280	280	280	280
512610 Employee Assistance Program	242	241	238	259	259	259
Fringe Benefits Total	243,640	276,302	287,801	297,318	297,318	297,318
Personnel Services Total	620,902	664,836	699,398	718,741	718,741	718,741
Materials and Services						
Supplies						
521010 Office Supplies	6,489	5,020	6,000	6,000	6,000	6,000
521190 Publications	21	760	760	760	760	760
Supplies Total	6,510	5,780	6,760	6,760	6,760	6,760
Materials						
522060 Sign Materials	35	0	0	0	0	0
522150 Small Office Equipment	1,170	1,277	1,500	1,500	1,500	1,500

MARION COUNTY FY 2021-22 BUDGET

BY DEPARTMENT

JUSTICE COURT

100 - General Fund	Actual FY 18-19	Actual FY 19-20	Budget FY 20-21	Proposed FY 21-22	Approved FY 21-22	Adopted FY 21-22
Materials and Services						
522170 Computers Non Capital	0	1,558	0	0	0	0
Materials Total	1,206	2,835	1,500	1,500	1,500	1,500
Communications						
523020 Phone and Communication Svcs	267	155	200	200	200	200
523040 Data Connections	2,154	2,191	2,110	2,110	2,110	2,110
523050 Postage	1,240	2,762	9,240	9,240	9,240	9,240
523060 Cellular Phones	623	762	624	1,248	1,248	1,248
523090 Long Distance Charges	51	43	70	70	70	70
Communications Total	4,335	5,914	12,244	12,868	12,868	12,868
Utilities						
524010 Electricity	6,433	6,087	6,600	6,600	6,600	6,600
524040 Natural Gas	2,408	2,045	3,000	3,000	3,000	3,000
524090 Garbage Disposal and Recycling	577	542	600	600	600	600
Utilities Total	9,418	8,674	10,200	10,200	10,200	10,200
Contracted Services						
525350 Janitorial Services	4,972	5,420	5,425	5,425	5,425	5,425
525360 Public Works Services	231	0	0	0	0	0
525540 Witnesses	0	0	95	95	95	95
525555 Security Services	4,955	6,142	7,620	7,620	7,620	7,620
525710 Printing Services	0	416	500	500	500	500
525735 Mail Services	1,217	806	400	400	400	400
525740 Document Disposal Services	750	750	700	700	700	700
525770 Interpreters and Translators	6,086	5,588	6,500	6,500	6,500	6,500
525999 Other Contracted Services	4,813	4,442	6,215	6,215	6,215	6,215
Contracted Services Total	23,024	23,564	27,455	27,455	27,455	27,455
Repairs and Maintenance						
526011 Dept Equipment Maintenance	225	0	1,500	1,500	1,500	1,500
526021 Computer Software Maintenance	0	0	10,281	10,622	10,622	10,622
526030 Building Maintenance	1,055	2,980	1,000	2,000	2,000	2,000
Repairs and Maintenance Total	1,280	2,980	12,781	14,122	14,122	14,122
Rentals						
527120 Motor Pool Mileage	0	0	250	250	250	250
527210 Building Rental Private	75,992	78,272	80,625	83,040	83,040	83,040
527300 Equipment Rental	1,546	1,538	2,000	2,000	2,000	2,000
Rentals Total	77,538	79,810	82,875	85,290	85,290	85,290
Insurance						
528210 Public Official Bonds	100	100	100	100	100	100
Insurance Total	100	100	100	100	100	100

MARION COUNTY FY 2021-22 BUDGET

BY DEPARTMENT

JUSTICE COURT

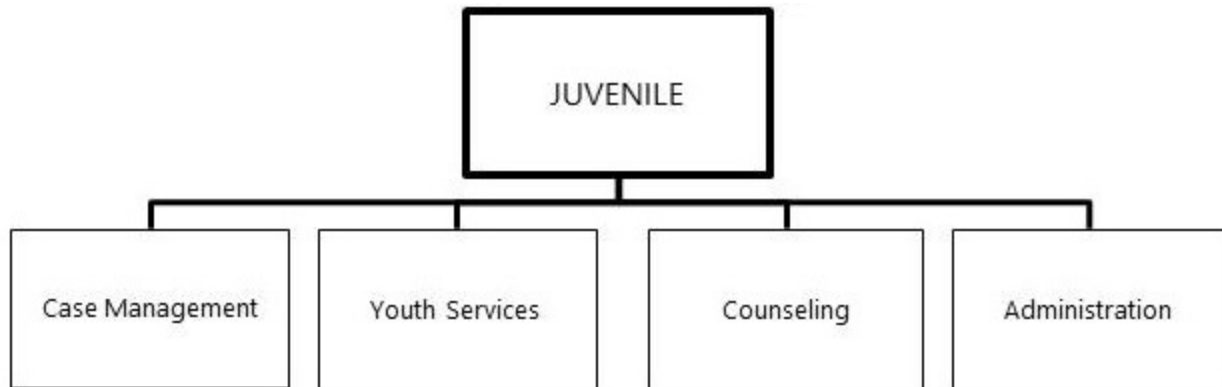
100 - General Fund	Actual FY 18-19	Actual FY 19-20	Budget FY 20-21	Proposed FY 21-22	Approved FY 21-22	Adopted FY 21-22
Materials and Services						
Miscellaneous						
529110 Mileage Reimbursement	918	930	1,070	1,070	1,070	1,070
529130 Meals	63	76	400	400	400	400
529140 Lodging	448	1,091	3,000	3,000	3,000	3,000
529210 Meetings	60	0	200	200	200	200
529220 Conferences	1,237	575	2,000	2,000	2,000	2,000
529230 Training	100	0	60	60	60	60
529300 Dues and Memberships	1,082	1,542	1,375	1,375	1,375	1,375
529650 Pre Employment Costs	40	0	0	0	0	0
529860 Permits	0	20	20	20	20	20
Miscellaneous Total	3,947	4,234	8,125	8,125	8,125	8,125
Materials and Services Total	127,357	133,891	162,040	166,420	166,420	166,420
Administrative Charges						
611100 County Admin Allocation	9,873	8,392	10,395	10,857	10,857	10,857
611230 Courier Allocation	350	377	419	429	429	429
611250 Risk Management Allocation	889	675	1,195	1,145	1,145	1,145
611255 Benefits Allocation	2,406	2,417	0	0	0	0
611260 Human Resources Allocation	9,183	9,004	13,979	12,674	12,674	12,674
611300 Legal Services Allocation	1,404	1,784	1,732	2,965	2,965	2,965
611400 Information Tech Allocation	32,309	27,875	25,007	39,335	39,335	39,335
611410 FIMS Allocation	10,486	10,651	8,943	9,341	9,341	9,341
611420 Telecommunications Allocation	5,385	4,760	5,338	5,803	5,803	5,803
611430 Info Tech Direct Charges	77,351	56,586	59,246	60,851	60,851	60,851
611600 Finance Allocation	20,315	18,989	19,181	19,653	19,653	19,653
611800 MCBEE Allocation	166	85	1,223	275	275	275
612100 IT Equipment Use Charges	3,946	2,708	4,183	6,052	6,052	6,052
614100 Liability Insurance Allocation	2,700	2,200	2,500	2,100	2,100	2,100
614200 WC Insurance Allocation	1,600	1,500	1,400	1,700	1,700	1,700
Administrative Charges Total	178,363	148,003	154,741	173,180	173,180	173,180
General Fund Total	926,622	946,730	1,016,179	1,058,341	1,058,341	1,058,341
Justice Court Grand Total	926,622	946,730	1,016,179	1,058,341	1,058,341	1,058,341

MARION COUNTY FY 2021-22 BUDGET

BY DEPARTMENT

JUVENILE

JUVENILE



MISSION STATEMENT

Improve public safety by working with parents, guardians, youth and the community, to provide youth accountability, and opportunities for positive change.

GOALS AND OBJECTIVES

- Goal 1 Gather, analyze, and provide data to inform and drive policy and practice in order to achieve safe communities and positive youth outcomes.
- Objective 1 Prioritize Department wide use of JJIS, moving toward the elimination of CRIS in order to have universal platform use as it relates to documentation and communication regarding work with youth, thereby streamlining processes and improving data collection and reporting.
 - Objective 2 Explore in more detail the role of the Research, Data and Evaluation unit and enable it to be more inclusive in the decision making processes on both a Department wide and program level. In addition, implement a standard schedule of program review to support data outcomes and change.
 - Objective 3 Analyze fidelity through direct reviews of groups, practices and program interventions. Ensure that best practices are being followed and if fidelity is in question, implement changes to meet fidelity standards.
- Goal 2 Ensure equitable access and fair treatment of all youth and staff.
- Objective 1 Create an advisory group consisting of Department staff, community partners, clients and their families to engage in a discussion to target systematic issues that create disproportionate minority contacts within the Juvenile Justice system.
 - Objective 2 Focus on enhancing communication and prioritizing partnerships with local community and government agencies to ensure that youth with significant mental health issues or developmental disabilities are staffed appropriately and targeted for appropriate interventions and placements prior to them escalating deeper into the Juvenile Justice system.
 - Objective 3 Provide cultural and equity focused training for staff to create a greater understanding of the role and impact of the Juvenile Department on systematic racial inequities, gender issues and LGBTQI+ youth.
 - Objective 4 Partner with the Morpheus Youth Project to create cultural opportunities for youth to gain skills and connections within the community.

MARION COUNTY FY 2021-22 BUDGET

BY DEPARTMENT

JUVENILE

- Goal 3 Create a purposeful strategy that facilitates, challenges, and supports positive changes in the lives of the youth referred to the Juvenile Department and to equip them with the skills to engage in pro-social activities, emotionally regulate, problem solve, and make positive decisions.
- Objective 1 Continue to encourage the department mindset that focuses on intervention and services for every youth. That will address the goals, objectives, and actions within the youth's case plan, and is consistently reinforced by every program, intervention, and service, allowing the youth to practice and build competencies.
 - Objective 2 Identify resources to support youth in their transition from Juvenile Department programs back to home that not only helps them prior to transition, but provides additional resources to raise their likelihood of success upon returning home.
 - Objective 3 Engage the entire Juvenile Department in the Outward Mindset training to help create a culture that communicates with the same concept language and focuses on how to support each other, despite the different roles of individual programs.
- Goal 4 Increase the supervision levels of high-risk youth through the use of technology and increased contact.
- Objective 1 Continue to, and increase the utilization of, electronic monitoring systems in order to decrease the use of Detention, maintain verification of travels and adding a layer of protection for the victim.
 - Objective 2 Increase communication with youth and parents through mobile devices and messaging technology in order to address concerns efficiently while reducing response times to immediate needs.
 - Objective 3 Increase the amount of EPICS sessions with high risk youth, either in person or telephonically, in order to allow more opportunities to create skills that will help them be successful.
- Goal 5 Enhance and increase opportunities for youth participation in job training and skill-based programming that is both practical and marketable in Marion County.
- Objective 1 Continue to develop, implement and adapt to new technology-based job training in the carpentry and metal fabrication programs offered through Alternative Programs (AP).
 - Objective 2 Begin the implementation of a Culinary job training program that focuses on not only basic needs, but marketable job skills in the food service industry.
 - Objective 3 Evaluate the practicality of creating smaller building enhancements that moves the AP program in the direction for the creation of a safe, modern facility that promotes skill development.
- Goal 6 Identify operational efficiencies and resources to ensure the Department is being both fiscally responsible and forward thinking in its approach to creating effective programming for youth and resources for staff.
- Objective 1 Continue policy and procedure development and oversight of accountability of purchasing, property management, and loss control practices.
 - Objective 2 Continue to monitor, maintain and update performance measures standards for staff that are directly Title IV-E involved to ensure that collection of reimbursement funds are maximized to increase revenue. Evaluate the most efficient and cost effective uses of those dollars to produce the best outcomes.

MARION COUNTY FY 2021-22 BUDGET

BY DEPARTMENT

JUVENILE

DEPARTMENT OVERVIEW

Most juveniles are referred to the Juvenile Department by police officers throughout the county; however, youth nine to thirteen can be referred by nonprofits, schools, and parents to the department's voluntary Juvenile Crime Prevention Family Support Program.

Juveniles are referred for crimes or violations through a police report or physically brought by police to Detention for more serious crimes. The Juvenile Department implements evidence-based, promising practices, and effective interventions to address youth behaviors, reduce risk factors, provide skill building opportunities and enhance protective factors. Our goal is to not only hold juveniles accountable for their actions but to also help redirect them towards positive outcomes by providing skill-based programs and treatments that elicit attitude and behavior changes that promote public safety and youth success. A juvenile might appear before a judge, undergo informal processing at the department, or enter into a community diversion program such as peer courts. Once a judge orders probation, juveniles are supervised in the community by Juvenile Probation Officers. Timely payment of restitution to victims is a critical component of accountability and a strong value of the department.

MARION COUNTY FY 2021-22 BUDGET

BY DEPARTMENT

JUVENILE

RESOURCE AND REQUIREMENT SUMMARY

Juvenile	FY 18-19 ACTUAL	FY 19-20 ACTUAL	FY 20-21 BUDGET	FY 21-22 ADOPTED	+/- %
RESOURCES					
Intergovernmental Federal	410,492	492,984	312,030	344,000	10.2%
Intergovernmental State	1,181,188	1,150,493	1,259,154	1,154,577	-8.3%
Charges for Services	741,353	714,923	793,340	558,439	-29.6%
Interest	6,048	4,513	5,931	4,500	-24.1%
Other Revenues	8,898	5,228	9,400	9,850	4.8%
General Fund Transfers	11,747,222	12,305,992	13,590,791	13,591,265	0.0%
Other Fund Transfers	174,796	168,154	170,700	160,100	-6.2%
Net Working Capital	968,164	881,095	967,370	970,184	0.3%
TOTAL RESOURCES	15,238,160	15,723,382	17,108,716	16,792,915	-1.8%
REQUIREMENTS					
Personnel Services					
Salaries and Wages	6,966,444	7,248,391	7,843,996	7,919,780	1.0%
Fringe Benefits	4,010,703	4,362,574	4,781,168	4,904,122	2.6%
Total Personnel Services	10,977,147	11,610,965	12,625,164	12,823,902	1.6%
Materials and Services					
Supplies	157,492	136,826	166,501	168,046	0.9%
Materials	215,659	169,030	249,627	156,165	-37.4%
Communications	31,518	58,279	49,839	52,610	5.6%
Utilities	198,307	199,118	190,705	148,968	-21.9%
Contracted Services	587,731	579,559	638,051	583,960	-8.5%
Repairs and Maintenance	70,985	79,985	71,173	75,438	6.0%
Rentals	90,771	84,147	86,414	91,520	5.9%
Insurance	7,386	8,473	3,760	8,460	125.0%
Miscellaneous	161,089	167,660	187,507	169,470	-9.6%
Total Materials and Services	1,520,939	1,483,078	1,643,577	1,454,637	-11.5%
Administrative Charges	1,755,975	1,653,628	2,022,012	1,938,253	-4.1%
Capital Outlay	80,930	8,330	41,449	0	-100.0%
Transfers Out	22,075	0	0	0	n.a.
Contingency	0	0	401,951	320,165	-20.3%
Ending Fund Balance	0	0	374,563	255,958	-31.7%
TOTAL REQUIREMENTS	14,357,065	14,756,002	17,108,716	16,792,915	-1.8%
FTE	108.21	108.34	108.34	108.34	0.0%

MARION COUNTY FY 2021-22 BUDGET

BY DEPARTMENT

JUVENILE

FUNDS

Fund Name	FY 18-19 ACTUAL	FY 19-20 ACTUAL	FY 20-21 BUDGET	FY 21-22 ADOPTED	% of Total
RESOURCES					
FND 100 General Fund	11,666,227	12,305,992	13,590,791	13,591,265	80.9%
FND 125 Juvenile Grants	3,571,933	3,417,391	3,517,925	3,201,650	19.1%
TOTAL RESOURCES	15,238,160	15,723,382	17,108,716	16,792,915	100.0%
REQUIREMENTS					
FND 100 General Fund	11,666,227	12,305,992	13,590,791	13,591,265	80.9%
FND 125 Juvenile Grants	2,690,838	2,450,010	3,517,925	3,201,650	19.1%
TOTAL REQUIREMENTS	14,357,065	14,756,002	17,108,716	16,792,915	100.0%

PROGRAMS

	FY 18-19 ACTUAL	FY 19-20 ACTUAL	FY 20-21 BUDGET	FY 21-22 ADOPTED	+/- %
RESOURCES					
Juvenile Case Management	4,948,397	4,388,722	4,702,657	4,705,151	0.1%
Juvenile Youth Services	7,787,069	7,784,849	8,710,805	8,479,176	-2.7%
Juvenile Counseling	745,875	1,507,994	1,461,825	1,432,003	-2.0%
JU Administration	1,756,820	2,041,818	2,233,429	2,176,585	-2.5%
TOTAL RESOURCES	15,238,160	15,723,382	17,108,716	16,792,915	-1.8%
REQUIREMENTS					
Juvenile Case Management	4,222,031	4,357,026	4,702,657	4,705,151	0.1%
Juvenile Youth Services	7,659,946	7,610,609	8,710,805	8,479,176	-2.7%
Juvenile Counseling	745,875	778,475	1,461,825	1,432,003	-2.0%
JU Administration	1,729,213	2,009,892	2,233,429	2,176,585	-2.5%
TOTAL REQUIREMENTS	14,357,065	14,756,002	17,108,716	16,792,915	-1.8%

MARION COUNTY FY 2021-22 BUDGET

BY DEPARTMENT

JUVENILE

Juvenile Case Management Program

- Juvenile Crime Prevention Family Support Program provides a voluntary early intervention service for youth nine to thirteen within the context of working with the youth and their families. Youth are referred by school personnel, law enforcement, social service agencies, or self-referred by families. The program works to support the family system and relationships to prevent or minimize involvement in the juvenile justice system.
- Families are supported in family function and relationships, holding youth accountable, providing appropriate structure, limit setting, consequences and rewards, and assistance in accessing treatment resources for family counseling, substance abuse, and mental health issues, as necessary.
- Police referrals alleging law violation or criminal offenses are assessed by Juvenile Probation Officers using a validated risk assessment to determine the level of intervention, supervision, and support required to reduce risk factors and enhance positive attitudes, values, beliefs, and behaviors. A case plan is developed with the youth and family to create a road map of goals and actions within the risk domains of substance abuse, family functioning, education, negative peer associations, and attitudes, values, and beliefs.
- Probation Officers hold youth accountable, support victim rights, and enforce payment of restitution. Behavior change is facilitated through the use of evidence-based, promising practices, or effective interventions that develop skills and personal responsibility while considering trauma experiences and adolescent development.
- The basis of probation in Marion County is the use of Effective Practices in Community Supervision (EPICS) which challenges attitudes, values, and beliefs and facilitates problem solving, decision making, and emotional regulation.
- Education Advocates engage youth in the Juvenile Department's Education Program by advocating for appropriate education accommodations, providing support, skill building, and services for credit recovery; thereby improving attendance, behavior, grades, and overall educational success.

Program Summary

Juvenile

Program: Juvenile Case Management

	FY 18-19 ACTUAL	FY 19-20 ACTUAL	FY 20-21 BUDGET	FY 21-22 ADOPTED	+/- %
RESOURCES					
Intergovernmental Federal	140,607	700	0	0	n.a.
Intergovernmental State	243,874	243,486	281,784	262,635	-6.8%
Charges for Services	35,952	31,438	20,513	0	-100.0%
Other Revenues	4,275	2,125	5,400	3,850	-28.7%
General Fund Transfers	3,722,732	3,963,153	4,272,139	4,267,958	-0.1%
Other Fund Transfers	(22,665)	(578,547)	86,381	97,441	12.8%
Net Working Capital	823,621	726,366	36,440	73,267	101.1%
TOTAL RESOURCES	4,948,397	4,388,722	4,702,657	4,705,151	0.1%
REQUIREMENTS					
Personnel Services	3,472,167	3,725,633	3,874,842	3,972,324	2.5%
Materials and Services	189,932	125,759	204,986	133,827	-34.7%
Administrative Charges	559,932	505,634	622,829	599,000	-3.8%
TOTAL REQUIREMENTS	4,222,031	4,357,026	4,702,657	4,705,151	0.1%
FTE	33.82	33.32	33.32	33.32	0.0%

FTE By Position Title By Program

Program: Juvenile Case Management	
Position Title	FTE
Education Services Advocate	2.00

MARION COUNTY FY 2021-22 BUDGET
BY DEPARTMENT
JUVENILE

Program: Juvenile Case Management	
Position Title	FTE
Education Services Advocate (Bilingual)	2.00
Family Support Specialist	1.00
Family Support Specialist (Bilingual)	1.00
Juvenile Probation Case Aide (Bilingual)	1.00
Juvenile Probation Officer	13.00
Juvenile Probation Officer (Bilingual)	9.00
Juvenile Program Supervisor	2.10
Office Specialist 2	1.22
Office Specialist 2 (Bilingual)	1.00
Program Juvenile Case Management FTE Total:	33.32

- In addition to the above there are 0.50 FTE temporary positions.

Juvenile Case Management Program Budget Justification

RESOURCES

The reduction in Charges for Services is due to the elimination of Probation Fees charged to Juvenile offenders. This is being done through the Legislature, bill SB422, which proposes to eliminate fees and proposed amendments that will eliminates fines.

The increase in Other Fund Transfers is due to an increase in Criminal Justice Assessment revenue that funds a position in Probation.

Net Working Capital increase is due to a reallocation of Title IV-E Net Working Capital to fund a partial Family Support Specialist position. This position was funded with Criminal Justice Assessment resources in FY 2020-21.

REQUIREMENTS

Personnel Services increased due to normal step increases, cost of living adjustments, and related fringe benefit increases.

Materials and Services decreased due to one-time purchases made in the prior fiscal year for food and educational supplies used during school closures, and ankle monitors for youth that were diverted and released from Detention because of COVID-19 safety concerns and restrictions.

MARION COUNTY FY 2021-22 BUDGET

BY DEPARTMENT

JUVENILE

Juvenile Youth Services Program

- The thirty-two-bed detention facility provides secure custody for youth accused of acts which, if committed by adults, would constitute a crime. Youth who can be detained are pre-adjudicated and pose a public safety risk, are at risk to not appear for court appearances, are charged with a Measure 11 offense, or youth post adjudication serving a sanction for violation of a condition of court-ordered probation supervision.
- Detention provides a structured environment that emphasizes personal responsibility through modeling, teaching, and providing opportunities to practice skills for effective communication, problem solving, emotional regulation, and decision making.
- Guaranteed Attendance Program (GAP) is a ninety-day voluntary residential shelter care program that serves as an alternative to Detention, diversion from placement in a youth correctional or residential treatment facility, and temporary out-of-home placement while appropriate placements are considered.
- GAP utilizes and teaches youth the Dialectical Behavioral Therapy (DBT) model of behavior change and Case Managers teach these same skills to their parents.
- Alternative Programs is an extensive work program providing an opportunity for youth to earn and timely pay restitution owed to victims, complete community service obligations, and gain employment and trade skill competencies.
- Through partnerships with the community, supervised work crews fulfill contracts with city, state, and county agencies. In addition, on campus, metal and wood goods are manufactured and sold in the Fresh Start Market, a coffee, soup, and sandwich business operated by youth learning customer service, barista skills, food preparation, and cash handling.

Program Summary

Juvenile

Program: Juvenile Youth Services

	FY 18-19 ACTUAL	FY 19-20 ACTUAL	FY 20-21 BUDGET	FY 21-22 ADOPTED	+/- %
RESOURCES					
Intergovernmental Federal	76,776	20,760	0	165,066	n.a.
Intergovernmental State	937,314	907,007	977,370	891,942	-8.7%
Charges for Services	705,401	683,485	772,827	558,439	-27.7%
Other Revenues	97	89	0	0	n.a.
General Fund Transfers	5,870,275	5,967,543	6,706,793	6,671,375	-0.5%
Other Fund Transfers	78,431	78,842	84,319	62,659	-25.7%
Net Working Capital	118,775	127,122	169,496	129,695	-23.5%
TOTAL RESOURCES	7,787,069	7,784,849	8,710,805	8,479,176	-2.7%
REQUIREMENTS					
Personnel Services	5,913,039	5,974,416	6,632,026	6,656,082	0.4%
Materials and Services	747,326	762,068	799,714	790,115	-1.2%
Administrative Charges	918,651	865,795	1,041,152	1,001,516	-3.8%
Capital Outlay	80,930	8,330	41,449	0	-100.0%
Contingency	0	0	196,464	31,463	-84.0%
TOTAL REQUIREMENTS	7,659,946	7,610,609	8,710,805	8,479,176	-2.7%
FTE	58.21	58.21	58.21	58.21	0.0%

FTE By Position Title By Program

Program: Juvenile Youth Services	
Position Title	FTE
Alternative Program Worker 2	6.49

MARION COUNTY FY 2021-22 BUDGET
BY DEPARTMENT
JUVENILE

Program: Juvenile Youth Services	
Position Title	FTE
Alternative Program Worker 2 (Bilingual)	1.00
Alternative Program Worker 3	7.00
Assistant Juvenile Supervisor	2.00
GAP Case Manager	1.00
GAP Case Manager (Bilingual)	1.00
Group Worker 2	21.25
Group Worker 2 (Bilingual)	5.00
Group Worker 2 (Job Share)	1.00
Group Worker 2 (MSR)	4.00
Group Worker 2 (MSR) (Bilingual)	1.00
Juvenile Detention Supervisor	1.00
Juvenile Program Supervisor	2.00
Office Specialist 2 (Bilingual)	2.00
Office Specialist 3	2.00
Program Van Driver	0.47
Program Juvenile Youth Services FTE Total:	58.21

- In addition to the above there are 9.50 FTE temporary positions.

Juvenile Youth Services Program Budget Justification

RESOURCES

The increase in Intergovernmental Federal resources is due to funding Group Worker positions in the Guaranteed Attendance Program with Title IV-E Reimbursement.

The decrease in Intergovernmental State funds is due to a reduction in Juvenile Crime Prevention Basic and Diversion funds. The agreement is with Oregon Youth Authority that supports the Guaranteed Attendance Program (GAP).

The reduction in Charges for Services is due to a decrease in Behavioral Rehabilitation Services (BRS) Medicaid fees and Fresh Start Market revenue. Both of these revenue sources were affected by COVID-19. BRS Medicaid Fees partially fund the Guaranteed Attendance Program (GAP). There was a reduction in the number of youth served at GAP during the COVID-19 epidemic.

The decrease in Other Fund Transfers is due to a decrease in Criminal Justice Assessments.

REQUIREMENTS

Personnel Services increased due to normal step increases, cost of living adjustments, and related fringe benefit increases.

Materials and Services remain unchanged.

MARION COUNTY FY 2021-22 BUDGET

BY DEPARTMENT

JUVENILE

Juvenile Counseling Program

- Counselors provide mental health and suicide/self-harm screening for all youth in Detention.
- Provide counseling and mental health crisis services for youth in Detention and consultation with staff and Probation Officers to create interventions and programming to enhance well-being and safety.
- Provide coordination with community agencies providing mental health support and services to assist Probation Officers to develop placements and supports for youth with significant mental health needs.
- Provide individual, group, and family counseling for probation clients in the community who are unable to access community-based treatment, as workload allows.

Program Summary

Juvenile	Program: Juvenile Counseling				
	FY 18-19 ACTUAL	FY 19-20 ACTUAL	FY 20-21 BUDGET	FY 21-22 ADOPTED	+/- %
RESOURCES					
Intergovernmental Federal	193,108	459,599	245,360	178,934	-27.1%
General Fund Transfers	433,737	464,290	582,667	614,084	5.4%
Other Fund Transfers	119,030	584,106	0	0	n.a.
Net Working Capital	0	0	633,798	638,985	0.8%
TOTAL RESOURCES	745,875	1,507,994	1,461,825	1,432,003	-2.0%
REQUIREMENTS					
Personnel Services	501,624	544,799	697,575	702,433	0.7%
Materials and Services	128,384	148,984	91,415	96,692	5.8%
Administrative Charges	96,094	84,692	109,466	104,617	-4.4%
Transfers Out	19,773	0	0	0	n.a.
Contingency	0	0	188,806	272,303	44.2%
Ending Fund Balance	0	0	374,563	255,958	-31.7%
TOTAL REQUIREMENTS	745,875	778,475	1,461,825	1,432,003	-2.0%
FTE	6.19	6.19	6.19	6.19	0.0%

FTE By Position Title By Program

Program: Juvenile Counseling	
Position Title	FTE
Family Intervention Therapist	1.00
Family Intervention Therapist (Bilingual)	1.00
Juvenile Program Supervisor	0.90
Mental Health Spec 2	3.00
Office Specialist 2	0.29
Program Juvenile Counseling FTE Total:	6.19

Juvenile Counseling Program Budget Justification

RESOURCES

The decrease in Intergovernmental Federal resources is due to reallocating Title IV-E Reimbursement resources to the Youth Services Programs. General Fund Transfers increased due to increases in Requirements.

MARION COUNTY FY 2021-22 BUDGET
BY DEPARTMENT
JUVENILE

REQUIREMENTS

Personnel Services increased due to normal step increases, cost of living adjustments, and related fringe benefit increases.

MARION COUNTY FY 2021-22 BUDGET

BY DEPARTMENT

JUVENILE

JU Administration Program

- Establish department vision, goals and objectives, provide leadership, and facilitate training and accountability for effective delivery of services that reduce juvenile risk factors and increase strengths, assets, and skill development for positive youth outcomes.
- Collect and analyze data for evaluation of service delivery, to make policy decisions, and for program and intervention changes to achieve desired outcomes.
- Responsibly manage and account for the department fiscal revenue and expenditures.
- Receive, process, and maintain records in compliance with Oregon Revised Statutes.
- Provide reception and clerical support to customers and all department staff.

Program Summary

Juvenile	Program: JU Administration				
	FY 18-19 ACTUAL	FY 19-20 ACTUAL	FY 20-21 BUDGET	FY 21-22 ADOPTED	+/- %
RESOURCES					
Intergovernmental Federal	0	11,924	66,670	0	-100.0%
Interest	6,048	4,513	5,931	4,500	-24.1%
Other Revenues	4,526	3,014	4,000	6,000	50.0%
General Fund Transfers	1,720,478	1,911,006	2,029,192	2,037,848	0.4%
Other Fund Transfers	0	83,754	0	0	n.a.
Net Working Capital	25,768	27,607	127,636	128,237	0.5%
TOTAL RESOURCES	1,756,819	2,041,818	2,233,429	2,176,585	-2.5%
REQUIREMENTS					
Personnel Services	1,090,316	1,366,117	1,420,721	1,493,063	5.1%
Materials and Services	455,296	446,267	547,462	434,003	-20.7%
Administrative Charges	181,298	197,508	248,565	233,120	-6.2%
Transfers Out	2,302	0	0	0	n.a.
Contingency	0	0	16,681	16,399	-1.7%
TOTAL REQUIREMENTS	1,729,212	2,009,892	2,233,429	2,176,585	-2.5%
FTE	10.00	10.63	10.63	10.63	0.0%

FTE By Position Title By Program

Program: JU Administration	
Position Title	FTE
Accounting Specialist	1.00
Administrative Services Manager	1.00
Asst Director of Juvenile Department	1.00
Contracts Specialist	1.00
Juvenile Dept Director	1.00
Juvenile Program Supervisor	1.00
Management Analyst 2	1.63
Office Manager	1.00
Records Specialist	2.00
Program JU Administration FTE Total:	10.63

MARION COUNTY FY 2021-22 BUDGET
BY DEPARTMENT
JUVENILE

- There are no FTE changes for this program. In addition to the above there is 0.90 FTE temp position that is also budgeted.

JU Administration Program Budget Justification

RESOURCES

Intergovernmental Federal decreased due to a Youth Development Division (YDD) Grant through the Oregon Department of Education received in FY 2020-21.

REQUIREMENTS

Personnel Services increased due to normal step increases, cost of living adjustments, and related fringe benefit increases.

The decrease in Materials and Services is largely due to a reduction in utility charges allocated to the Juvenile Department. Utility charges for the 3030 Center St building are now allocated to Facilities.

MARION COUNTY FY 2021-22 BUDGET

BY DEPARTMENT

JUVENILE

KEY DEPARTMENT ACCOMPLISHMENTS

- The Department adapted to COVID-19 restrictions through the use of technology to ensure that youth services remained consistent, effective and purposeful.
- In the Alternatives Program, the purchase of a new wood processor reduced processing time by months.
- During the initial COVID-19 shutdown the Alternative Program was able to completely remodel the Fresh Start Market.
- The Research Data Evaluation (RDE) unit facilitated the Department receiving two grants during this past year, one that allowed for a new treadmill for the GAP program and one that will focus on racial and ethnic disparities in the department by procuring support activities for youth and providing essential training for staff.
- Through the use of Effective Practices in Community Supervision (EPICS), technology and an effective review process, the use of detention for youth already on probation was markedly reduced while still maintaining the focus on community safety and safety of the youth.
- Title IV-E case counts increased dramatically through the focus of probation staff and the support of the Research, Data and Evaluation unit, allowing for greater reimbursement and program support.
- Education Advocates efficiently adapted their program to help and assist GAP youth with distance learning as school closed in person learning due to COVID-19 restrictions, allowing youth to succeed and be supporting in their education during the ever-changing modifications of the pandemic.
- Department staff excelled in volunteering and assisting during the wildfires at the Fairgrounds, at Courthouse Square during the November 2020 election, and in the community during the ice storm.

MARION COUNTY FY 2021-22 BUDGET

BY DEPARTMENT

JUVENILE

KEY INDICATORS

1: Juvenile Referral Data

Definition and Purpose

Law enforcement refer youth to the department by a police report. Each police report may contain allegations that a youth was involved in one or more crimes. A youth may be referred to the department in more than one police report over time. Unduplicated youth count is the number of individual youth referred. Referral count is how many police reports were received. Total allegations are the number of crimes contained in all of the police reports received.

Law enforcement can refer youth for felony and misdemeanor crimes and violations as defined in Oregon Statute, violation of local ordinances, or for status offenses such as runaway and beyond parental control.

Significance

Referral data provides the context for practice, resources, and policy decisions. It provides information on how many youth are referred and at what frequency.

This indicator supports Marion County Strategic Goal #1: Pursue a safe and secure community by protecting the people, property, and economy of Marion County. Increased capacity in programs and services that help keep youth out of trouble will also be needed as well as a continuum of services for juvenile offenders that offer the chance of rehabilitation and keep these youth out of the corrections system. Communities also need to encourage and promote healthy lifestyles and provide healthy, drug-free alternatives, and affordable activities for residents of all ages through increasing public education and awareness.

Data Units Calendar Year

Oregon utilizes the statewide Juvenile Justice Information System (JJIS) as the database for juvenile justice information.

Total Allegations:

CY 2018 Actual	CY 2019 Actual	CY 2020 Actual	CY 2021 Estimate	CY 2022 Estimate
2592	2794	1672	2460	2219

Referral Count:

CY 2018 Actual	CY 2019 Actual	CY 2020 Actual	CY 2021 Estimate	CY 2022 Estimate
1763	1920	1087	1677	1517

Unduplicated Youth Count:

CY 2018 Actual	CY 2019 Actual	CY 2020 Actual	CY 2021 Estimate	CY 2022 Estimate
1122	1195	690	1018	919

Youth Supervised by Juvenile Department: 0 Diversion/Informal Sanctions

CY 2018 Actual	CY 2019 Actual	CY 2020 Actual	CY 2021 Estimate	CY 2022 Estimate
403	454	328	413	375

Youth Supervised by Juvenile Department: Formal Accountability Agreement

CY 2018 Actual	CY 2019 Actual	CY 2020 Actual	CY 2021 Estimate	CY 2022 Estimate
283	281	179	250	225

MARION COUNTY FY 2021-22 BUDGET

BY DEPARTMENT

JUVENILE

Youth Supervised by Juvenile Department: Probation

CY 2017 Actual	CY 2018 Actual	CY 2020 Actual	CY 2021 Estimate	CY 2022 Estimate
514	569	447	522	521

Explanation of Trends and Changes

The Juvenile Department's referrals and processes are often times determined by partners such as police agencies, schools, and courts. Due to the global pandemic of COVID-19 the department has seen drastic decline in allegations, referrals, and just our youth count in general. COVID-19 has not only impacted this department, but the partnering agencies, which makes the impact exponentially larger. As all of these areas, as well as our department, open up and become less restrictive the juvenile referral data should return to following a similar trend in 2021 and 2022.

Even though youth, referrals, and allegations from 2019 to 2020 have all decreased by roughly 40-43% due to this; Youth, referrals and allegation actuals in 2020 decreased by roughly 33-36% from last year's 2020 estimate. Although the referrals, allegations, and youth numbers decreased, the youth supervised by the Juvenile Department on probation did not see the same dramatic decrease. This is due to the youth being on probation for a number of years.

The Juvenile Department is continuing the increased use of the Juvenile Crime Prevention Assessment to utilize this data to further refine appropriate services for youth in the juvenile justice system. The Juvenile Crime Prevention quick screen has been utilized in our diversion and intake areas and we will continue to screen more youth to identify the most appropriate route through the juvenile justice system to reach the department long term outcome of reduction in recidivism. The quick screen, which was created by NPC Research, is based on the Juvenile Crime Prevention Assessment and is meant to screen youth who will be diverted to the appropriate resources without doing a full assessment.

2: Recidivism

Definition and Purpose

As a measure of public safety, recidivism is defined as a new criminal referral within twelve months. A criminal referral is a law enforcement report to a juvenile department alleging one or more felonies or misdemeanors.

Significance

The Juvenile Department assesses the public safety risk of referred youth, and then targets programs, services, and interventions to reduce criminogenic risk factors. The desired outcome is a reduction in criminal activity and increase in public safety. This is the most significant outcome measure of the Juvenile Department.

This indicator supports Marion County Strategic Goal #1: Pursue a safe and secure community by protecting the people, property, and economy of Marion County.

Data Units Calendar Year

Oregon utilizes the statewide Juvenile Justice Information System (JJIS) as the database for juvenile justice information. The Oregon Youth Authority publishes reports from the database including Juvenile Recidivism All Juvenile Offenders By County. The following data is Marion County recidivism data by youth.

Number of juveniles:

CY 2017 Actual	CY 2018 Actual	CY 2019 Actual	CY 2020 Actual	CY 2021 Estimate
821	842	878	511 - Estimate	826

MARION COUNTY FY 2021-22 BUDGET
BY DEPARTMENT
JUVENILE

No subsequent referrals:

CY 2017 Actual	CY 2018 Actual	CY 2019 Actual	CY 2020 Actual	CY 2021 Estimate
571 - 69%	560 - 66.5%	601 - 68.5%	356 - 70% Estimate	576 - 70%

Subsequent referrals:

CY 2017 Actual	CY 2018 Actual	CY 2019 Actual	CY 2020 Actual	CY 2021 Estimate
250 - 31%	282 - 33.5%	277 - 31.5%	155 - 30% Estimate	251 - 30%

Number of Juveniles ended probation:

CY 2017 Actual	CY 2018 Actual	CY 2019 Actual	CY 2020 Actual	CY 2021 Estimate
185	175	185	175 Estimate	223

Juveniles ended probation no subsequent referrals:

CY 2017 Actual	CY 2018 Actual	CY 2019 Actual	CY 2020 Actual	CY 2021 Estimate
166 - 90%	175 - 90.2%	185 - 92%	157 - 90% Estimate	201 - 90%

Juveniles ended probation subsequent referrals:

CY 2017 Actual	CY 2018 Actual	CY 2019 Actual	CY 2020 Actual	CY 2021 Estimate
19 - 10%	19 - 9.2%	17 - 8.4%	17 - 10% Estimate	22 - 10%

Explanation of Trends and Changes

Marion County Juvenile Department is evolving our program and services in line with promising and proven practices for effective intervention to decrease offending patterns. The Juvenile Department starts this practice by diverting violations and low risk youth that could be negatively influenced through the juvenile justice system.

In 2019 recidivism decreased overall and for youth who ended probation in 2019. Recidivism is measured by, after a referral was received in 2019, counting if a subsequent criminal referral was received in 2020. The impacts that COVID-19 may have caused in the Juvenile Department, police agencies and courts contributed in a 43% decrease in referrals for 2020. This coupled with integrated, individually focused services with department programs, community providers, schools may have contributed to the decrease in recidivism. Identifying and screening for appropriate department programs or community services will be key in working to keep reducing this rate.

Recidivism data are tracked through the Juvenile Justice Information System (JJIS). This is a statewide electronic database administered by the State of Oregon through the Oregon Youth Authority. Due to the limitations of tracking recidivism into adulthood, recidivism for ages 17 and over cannot be calculated. Therefore, the number of juveniles in the recidivism section is not comparable to the unduplicated youth count. Due to the nature of measuring recidivism, reports will always be a year behind as a full year of data is needed to capture accurate information. Recidivism is measured by the youth's first qualifying, criminal or misdemeanor, referral for the year; recidivism is not measured by the first qualifying referral as a juvenile.

3: Chronic Offender Recidivism

Definition and Purpose

Local, state, and national recidivism findings show that a smaller group of juvenile offenders commit a significant portion of crime. This group is referred to as "chronic offenders." The chronic offenders have three or more subsequent referrals.

MARION COUNTY FY 2021-22 BUDGET

BY DEPARTMENT

JUVENILE

Significance

Because chronic offenders have the highest rate of criminal activity, they have the greatest victim and community impact. Reducing the percent of chronic offenders, even by a small amount, significantly reduces crime in the community, victim impacts, and system costs.

This indicator supports Marion County Strategic Goal #1: Pursue a safe and secure community by protecting the people, property, and economy of Marion County.

Data Units Calendar Year

Oregon utilizes the statewide Juvenile Justice Information System (JJIS) as the database for juvenile justice information. The Oregon Youth Authority issues reports from the database including Juvenile Recidivism, All Juvenile Offenders By County, which includes chronic offender data.

Juveniles:

CY 2017 Actual	CY 2018 Actual	CY 2019 Actual	CY 2020 Actual	CY 2021 Estimate
821	842	822	789 Estimate	757

Chronic:

CY 2017 Actual	CY 2018 Actual	CY 2019 Actual	CY 2020 Actual	CY 2021 Estimate
50 - 6%	93 - 11%	113 - 14%	63 - 8% Estimate	61 - 8% Estimate

Explanation of Trends and Changes

Marion County Juvenile Department is evolving our programs and services to be in line with promising and proven practices to prioritize and target effective intervention towards our highest risk youth and chronic offenders. A chronic offender has 3 or more criminal referrals in the 12 months after their initial referral.

4: Restitution Payments to Crime Victims

Definition and Purpose

Juveniles are required to compensate crime victims for the harm they have caused through monetary reimbursement of damage and loss. This accountability to victims is part of the court-ordered supervision process, and part of Formal Accountability Agreements for youth who agree to comply with specific conditions without the formal court process.

Significance

Oregon law requires the Juvenile Department to work with youth to pay court ordered restitution to victims in a timely manner. Payment of restitution holds the youth accountable for the harm they have caused and is of a high value to crime victims. This is a significant measure for victim satisfaction. Victims should expect and receive timely monetary compensation for harm caused to them or their property.

This indicator supports Marion County Strategic Goal #1: Pursue a safe and secure community by protecting the people, property, and economy of Marion County.

Data Units Calendar Year

Oregon utilizes the statewide Juvenile Justice Information System (JJIS) as the database for juvenile justice information. The Oregon Youth Authority issues reports from the database including restitution conditions fulfilled. In addition, the Juvenile Department utilizes Oregon eCourt Case Information (OECE) the State Court database, and our own internal tracking of restitution paid through the Alternatives Programs. Measuring both the amount of restitution paid through the department Alternatives Programs is important, as well as the amount of restitution ordered and the amount paid.

MARION COUNTY FY 2021-22 BUDGET

BY DEPARTMENT

JUVENILE

Number of Youth:

CY 2018 Actual	CY 2019 Actual	CY 2020 Actual	CY 2021 Estimate	CY 2022 Estimate
66	52	43	39	32

Dollars owed:

CY 2018 Actual	CY 2019 Actual	CY 2020 Actual	CY 2021 Estimate	CY 2022 Estimate
\$57,768	\$45,221	\$27,745	\$48,185	\$45,253

Dollars paid:

CY 2018 Actual	CY 2019 Actual	CY 2020 Actual	CY 2021 Estimate	CY 2022 Estimate
\$54,988	\$39,280	\$24,391	\$42,296	\$39,117

Percentage:

CY 2018 Actual	CY 2019 Actual	CY 2020 Actual	CY 2021 Estimate	CY 2022 Estimate
95%	87%	88%	88%	88%

Money judgment:

CY 2018 Actual	CY 2019 Actual	CY 2020 Actual	CY 2021 Estimate	CY 2022 Estimate
\$243	\$5,941	\$1,772	\$5,363	\$6,137

Percentage:

CY 2018 Actual	CY 2019 Actual	CY 2020 Actual	CY 2021 Estimate	CY 2022 Estimate
4%	13%	6%	11%	14%

Number of youth closed with outstanding restitution:

CY 2018 Actual	CY 2019 Actual	CY 2020 Actual	CY 2021 Estimate	CY 2022 Estimate
5	3	2	3	2

Percentage of youth who paid full restitution:

CY 2018 Actual	CY 2019 Actual	CY 2020 Actual	CY 2021 Estimate	CY 2022 Estimate
92%	94%	95%	92%	93%

Amount of restitution earned and paid to victims through the Alternative Programs (includes amounts from previous years, if youth is earning restitution from the previous year):

CY 2018 Actual	CY 2019 Actual	CY 2020 Actual	CY 2021 Estimate	CY 2022 Estimate
\$52,730	\$52,901	\$17,905	\$50,192	\$43,824

MARION COUNTY FY 2021-22 BUDGET

BY DEPARTMENT

JUVENILE

Explanation of Trends and Changes

Money judgment for closed restitution conditions in the calendar year identified is at 6%. There were only two youth that were closed with an outstanding balance in this category. This means that only \$1,772 was left unpaid at the time of case closure between the two youth.

Due to the impact of COVID-19 on the Juvenile Department, there was limited in person activities for most of 2020. Our Alternative Programs amount of restitution earned and paid to victims was impacted negatively due to this and showed a big decrease for 2020. This should improve as we begin to open our campus back up to all youth.

Alternative Programs created a low risk work crew to facilitate the completion of restitution payments by lower risk youth in the year prior to 2020. An additional crew facilitates youth completing restitution quickly who owe small amounts of restitution. In 2015, there was a youth pay increase and starting in July 2018 there was a youth bonus program started. There is a continuing effort to increase the amount paid through Alternative Programs while also ensuring that the total amount a youth is ordered to pay is actually paid.

Please note that all of the above fields are based on closed restitution conditions in the calendar year identified except Alternative Programs. The Juvenile Department tracks many restitution payments to victims made by youth participating in paid Alternative Programs activities in the calendar year. Therefore, this number cannot be compared to dollars paid for closed restitution conditions. In the area of closed restitution conditions, this reported number is only for restitution conditions that are under \$10,000. This is due to the infrequency of closed restitution amounts that are over \$10,000.

MARION COUNTY FY 2021-22 BUDGET

BY DEPARTMENT

JUVENILE

Resources by Fund Detail						
100 - General Fund	Actual FY 18-19	Actual FY 19-20	Budget FY 20-21	Proposed FY 21-22	Approved FY 21-22	Adopted FY 21-22
General Fund Transfers						
381100 Transfer from General Fund	11,666,227	12,305,992	13,590,791	13,591,265	13,591,265	13,591,265
General Fund Transfers Total	11,666,227	12,305,992	13,590,791	13,591,265	13,591,265	13,591,265
General Fund Total	11,666,227	12,305,992	13,590,791	13,591,265	13,591,265	13,591,265
125 - Juvenile Grants						
	Actual FY 18-19	Actual FY 19-20	Budget FY 20-21	Proposed FY 21-22	Approved FY 21-22	Adopted FY 21-22
Intergovernmental Federal						
331210 Oregon Dept of Education	0	0	66,670	0	0	0
331224 USDA Child Nutrition Cluster	76,776	0	0	0	0	0
331234 DHS Title IV E Reimbursement	294,456	470,360	245,360	344,000	344,000	344,000
331301 BIA Chemawa School Contract	39,260	0	0	0	0	0
331401 Coronavirus Relief Fund	0	22,624	0	0	0	0
Intergovernmental Federal Total	410,492	492,984	312,030	344,000	344,000	344,000
Intergovernmental State						
332084 Oregon Youth Authority	964,106	943,583	1,010,794	926,942	926,942	926,942
332089 Oregon Department of Education	217,082	206,910	248,360	227,635	227,635	227,635
Intergovernmental State Total	1,181,188	1,150,493	1,259,154	1,154,577	1,154,577	1,154,577
Charges for Services						
341240 Food Service Fees	5,883	14,895	5,400	3,000	3,000	3,000
341370 Medicaid Fees	481,644	494,210	547,427	428,439	428,439	428,439
341700 Victim Assistance Fees	4,395	3,603	3,513	0	0	0
341701 Children Assistance Fees	8,654	7,890	6,000	0	0	0
341710 Juvenile Probation Fees	16,814	13,656	9,000	0	0	0
341711 Juvenile Probation Fees FAA	6,089	6,289	2,000	0	0	0
341950 Retail Sales	217,873	174,380	220,000	127,000	127,000	127,000
Charges for Services Total	741,353	714,923	793,340	558,439	558,439	558,439
Interest						
361000 Investment Earnings	6,048	4,513	5,931	4,500	4,500	4,500
Interest Total	6,048	4,513	5,931	4,500	4,500	4,500
Other Revenues						
371000 Miscellaneous Income	4,277	2,128	5,400	3,850	3,850	3,850
372000 Over and Short	95	187	0	0	0	0
373100 Special Program Donations	4,526	2,914	4,000	6,000	6,000	6,000
Other Revenues Total	8,898	5,228	9,400	9,850	9,850	9,850
General Fund Transfers						
381100 Transfer from General Fund	80,995	0	0	0	0	0
General Fund Transfers Total	80,995	0	0	0	0	0

MARION COUNTY FY 2021-22 BUDGET

BY DEPARTMENT

JUVENILE

125 - Juvenile Grants	Actual FY 18-19	Actual FY 19-20	Budget FY 20-21	Proposed FY 21-22	Approved FY 21-22	Adopted FY 21-22
Other Fund Transfers						
381185 Transfer from Criminal Justice	174,796	168,154	170,700	160,100	160,100	160,100
Other Fund Transfers Total	174,796	168,154	170,700	160,100	160,100	160,100
Net Working Capital						
392000 Net Working Capital Unrestr	968,164	881,095	967,370	970,184	970,184	970,184
Net Working Capital Total	968,164	881,095	967,370	970,184	970,184	970,184
Juvenile Grants Total	3,571,933	3,417,391	3,517,925	3,201,650	3,201,650	3,201,650
Juvenile Grand Total	15,238,160	15,723,382	17,108,716	16,792,915	16,792,915	16,792,915

MARION COUNTY FY 2021-22 BUDGET

BY DEPARTMENT

JUVENILE

Requirements by Fund Detail

100 - General Fund	Actual FY 18-19	Actual FY 19-20	Budget FY 20-21	Proposed FY 21-22	Approved FY 21-22	Adopted FY 21-22
Personnel Services						
Salaries and Wages						
511110 Regular Wages	4,257,557	4,539,882	5,849,692	5,954,586	5,954,586	5,954,586
511120 Temporary Wages	486,945	443,466	431,863	433,135	433,135	433,135
511130 Vacation Pay	310,217	271,064	0	0	0	0
511140 Sick Pay	175,228	201,799	0	0	0	0
511141 Emergency Sick Pay	0	2,673	0	0	0	0
511150 Holiday Pay	266,730	290,631	0	0	0	0
511160 Comp Time Pay	91,432	69,941	73,955	75,417	75,417	75,417
511180 Differential Pay	7,738	7,993	10,344	10,064	10,064	10,064
511210 Compensation Credits	113,544	111,966	105,918	88,798	88,798	88,798
511240 Leave Payoff	29,476	69,922	0	0	0	0
511280 Cell Phone Pay	2,964	2,856	2,860	3,315	3,315	3,315
511290 Health Insurance Waiver Pay	12,035	13,991	16,800	14,400	14,400	14,400
511420 Premium Pay	53,970	53,412	73,955	75,417	75,417	75,417
511450 Premium Pay Temps	3,018	2,127	0	0	0	0
Salaries and Wages Total	5,810,854	6,081,721	6,565,387	6,655,132	6,655,132	6,655,132
Fringe Benefits						
512010 Fringe Benefits Budget Only	0	0	54,727	59,530	59,530	59,530
512110 PERS	1,036,170	1,307,589	1,469,786	1,548,033	1,548,033	1,548,033
512120 401K	35,262	38,855	41,234	40,124	40,124	40,124
512130 PERS Debt Service	381,465	344,729	342,629	269,569	269,569	269,569
512200 FICA	438,777	457,834	487,965	494,976	494,976	494,976
512310 Medical Insurance	1,208,023	1,262,314	1,351,585	1,435,981	1,435,981	1,435,981
512320 Dental Insurance	108,854	109,315	113,693	120,946	120,946	120,946
512330 Group Term Life Insurance	9,110	9,585	10,763	13,822	13,822	13,822
512340 Long Term Disability Insurance	18,528	19,382	24,117	21,668	21,668	21,668
512400 Unemployment Insurance	17,501	18,298	17,921	18,180	18,180	18,180
512520 Workers Comp Insurance	2,172	1,957	3,047	3,047	3,047	3,047
512600 Wellness Program	3,184	3,265	3,523	3,523	3,523	3,523
512610 Employee Assistance Program	2,559	2,770	2,994	3,260	3,260	3,260
512700 County HSA Contributions	9,860	17,660	15,600	20,800	20,800	20,800
Fringe Benefits Total	3,271,465	3,593,552	3,939,584	4,053,459	4,053,459	4,053,459
Personnel Services Total	9,082,319	9,675,273	10,504,971	10,708,591	10,708,591	10,708,591
Materials and Services						
Supplies						
521010 Office Supplies	12,848	10,748	12,750	12,750	12,750	12,750
521030 Field Supplies	18,254	18,443	17,900	19,420	19,420	19,420
521040 Institutional Supplies	20,825	20,991	18,600	18,600	18,600	18,600
521050 Janitorial Supplies	7,745	8,424	7,530	7,530	7,530	7,530

MARION COUNTY FY 2021-22 BUDGET

BY DEPARTMENT

JUVENILE

100 - General Fund	Actual FY 18-19	Actual FY 19-20	Budget FY 20-21	Proposed FY 21-22	Approved FY 21-22	Adopted FY 21-22
Materials and Services						
521070 Departmental Supplies	11,344	12,891	10,972	7,925	7,925	7,925
521080 Food Supplies	1,572	27,106	40,000	40,000	40,000	40,000
521090 Uniforms and Clothing	3,664	4,405	3,000	4,260	4,260	4,260
521100 Medical Supplies	5,027	5,830	5,820	6,120	6,120	6,120
521110 First Aid Supplies	1,034	844	995	980	980	980
521170 Educational Supplies	0	0	2,975	1,000	1,000	1,000
521190 Publications	180	149	885	885	885	885
521210 Gasoline	16,896	12,742	19,400	19,400	19,400	19,400
521220 Diesel	8,773	6,233	9,000	9,000	9,000	9,000
521230 Propane	114	264	130	130	130	130
521240 Automotive Supplies	1,360	1,389	1,500	1,500	1,500	1,500
521300 Safety Clothing	2,217	201	2,000	2,000	2,000	2,000
521310 Safety Equipment	2,077	465	1,200	1,200	1,200	1,200
Supplies Total	113,930	131,126	154,657	152,700	152,700	152,700
Materials						
522020 Crushed Rock	809	526	500	500	500	500
522080 Building Materials	1,603	1,364	1,000	1,000	1,000	1,000
522100 Parts	10,216	11,845	10,000	10,000	10,000	10,000
522120 Tires and Accessories	3,196	1,537	1,500	1,500	1,500	1,500
522140 Small Tools	4,944	5,651	3,500	4,500	4,500	4,500
522150 Small Office Equipment	10,656	2,601	7,594	4,400	4,400	4,400
522160 Small Departmental Equipment	18,196	44,254	100,504	19,500	19,500	19,500
522170 Computers Non Capital	48,142	10,324	5,000	5,000	5,000	5,000
522180 Software	15,045	2,871	3,000	3,000	3,000	3,000
522500 Materials for Resale	1,444	(708)	500	500	500	500
Materials Total	114,252	80,266	133,098	49,900	49,900	49,900
Communications						
523010 Telephone Equipment	613	499	490	550	550	550
523020 Phone and Communication Svcs	649	607	550	775	775	775
523040 Data Connections	1,948	14,418	15,360	15,360	15,360	15,360
523050 Postage	25	131	35	35	35	35
523060 Cellular Phones	21,664	36,826	24,992	26,848	26,848	26,848
523090 Long Distance Charges	923	532	1,792	1,792	1,792	1,792
523100 Radios and Accessories	222	124	400	400	400	400
Communications Total	26,044	53,136	43,619	45,760	45,760	45,760
Utilities						
524010 Electricity	119,494	122,338	112,410	93,384	93,384	93,384
524020 City Operations and St Lights	2,586	2,683	2,446	2,404	2,404	2,404
524040 Natural Gas	32,561	30,313	25,635	12,120	12,120	12,120
524050 Water	3,027	3,308	6,242	2,513	2,513	2,513
524070 Sewer	11,931	11,933	17,849	11,732	11,732	11,732

MARION COUNTY FY 2021-22 BUDGET

BY DEPARTMENT

JUVENILE

100 - General Fund	Actual FY 18-19	Actual FY 19-20	Budget FY 20-21	Proposed FY 21-22	Approved FY 21-22	Adopted FY 21-22
Materials and Services						
524090 Garbage Disposal and Recycling	17,755	20,701	13,123	13,815	13,815	13,815
Utilities Total	187,354	191,275	177,705	135,968	135,968	135,968
Contracted Services						
525110 Consulting Services	22,080	23,080	25,000	25,000	25,000	25,000
525210 Medical Services	240,898	236,860	262,120	262,120	262,120	262,120
525211 Psychiatric Services	0	870	0	0	0	0
525235 Laboratory Services	3,245	1,885	2,000	1,500	1,500	1,500
525320 Food Services	0	132,182	143,000	143,000	143,000	143,000
525330 Transportation Services	1,887	370	1,800	850	850	850
525340 Counseling and Mentoring Svcs	0	289	0	0	0	0
525345 Youth Stipends	39,778	40,734	36,000	37,000	37,000	37,000
525350 Janitorial Services	483	420	450	450	450	450
525430 Programming and Data Services	10,494	14,491	0	0	0	0
525440 Client Assistance	1,477	1,098	800	800	800	800
525450 Subscription Services	4,541	7,927	6,387	7,939	7,939	7,939
525515 Polygraph Services	5	0	0	0	0	0
525550 Court Services	40	20	0	0	0	0
525555 Security Services	2,180	1,967	1,830	1,420	1,420	1,420
525710 Printing Services	1,329	842	940	1,090	1,090	1,090
525735 Mail Services	3,555	3,263	3,700	3,300	3,300	3,300
525740 Document Disposal Services	4,212	5,481	4,800	3,800	3,800	3,800
525770 Interpreters and Translators	90	981	750	750	750	750
525870 Hazardous Waste Disposal	175	132	175	175	175	175
525999 Other Contracted Services	8,568	19,889	19,300	24,392	24,392	24,392
Contracted Services Total	345,036	492,780	509,052	513,586	513,586	513,586
Repairs and Maintenance						
526010 Office Equipment Maintenance	20	0	0	0	0	0
526011 Dept Equipment Maintenance	2,415	3,871	3,700	3,700	3,700	3,700
526012 Vehicle Maintenance	20,256	18,902	12,000	12,000	12,000	12,000
526014 Radio Maintenance	146	454	300	300	300	300
526020 Computer Hardware Maintenance	49	0	0	0	0	0
526021 Computer Software Maintenance	1,458	8,073	10,643	11,311	11,311	11,311
526030 Building Maintenance	42,489	36,931	39,130	40,445	40,445	40,445
526040 Remodels and Site Improvements	0	975	3,000	3,000	3,000	3,000
526050 Grounds Maintenance	117	0	500	500	500	500
Repairs and Maintenance Total	66,950	69,205	69,273	71,256	71,256	71,256

MARION COUNTY FY 2021-22 BUDGET

BY DEPARTMENT

JUVENILE

100 - General Fund	Actual FY 18-19	Actual FY 19-20	Budget FY 20-21	Proposed FY 21-22	Approved FY 21-22	Adopted FY 21-22
Materials and Services						
Rentals						
527100 Vehicle Rental	954	193	500	500	500	500
527110 Fleet Leases	63,444	55,665	57,268	62,303	62,303	62,303
527120 Motor Pool Mileage	4,784	2,676	3,800	3,800	3,800	3,800
527130 Parking	84	33	100	100	100	100
527140 County Parking	660	660	660	660	660	660
527300 Equipment Rental	17,700	17,669	20,958	20,046	20,046	20,046
Rentals Total	87,626	76,895	83,286	87,409	87,409	87,409
Insurance						
528110 Liability Insurance Premiums	3,135	0	3,200	3,200	3,200	3,200
528140 Malpractice Insurance Premiums	2,399	7,814	0	4,700	4,700	4,700
528220 Notary Bonds	352	659	560	560	560	560
528415 Auto Claims	1,500	0	0	0	0	0
Insurance Total	7,386	8,473	3,760	8,460	8,460	8,460
Miscellaneous						
529120 Commercial Travel	0	0	400	400	400	400
529130 Meals	1,481	131	1,750	1,750	1,750	1,750
529140 Lodging	4,703	2,322	3,500	3,500	3,500	3,500
529210 Meetings	2,177	1,695	2,300	2,300	2,300	2,300
529220 Conferences	2,450	40	1,000	1,000	1,000	1,000
529230 Training	21,453	23,593	23,200	30,000	30,000	30,000
529300 Dues and Memberships	8,173	8,295	8,200	8,200	8,200	8,200
529640 Victim Restitution	49,602	43,583	60,000	45,000	45,000	45,000
529650 Pre Employment Costs	22,869	11,908	25,000	20,000	20,000	20,000
529840 Professional Licenses	0	200	150	150	150	150
529850 Device Licenses	0	380	750	750	750	750
529860 Permits	413	427	400	400	400	400
529999 Miscellaneous Expense	0	201	0	0	0	0
Miscellaneous Total	113,321	92,774	126,650	113,450	113,450	113,450
Materials and Services Total	1,061,900	1,195,932	1,301,100	1,178,489	1,178,489	1,178,489
Administrative Charges						
611100 County Admin Allocation	122,596	105,795	131,196	149,458	149,458	149,458
611210 Facilities Mgt Allocation	295,008	285,553	362,650	323,536	323,536	323,536
611220 Custodial Allocation	94,079	105,023	132,998	90,725	90,725	90,725
611230 Courier Allocation	4,156	4,523	5,022	5,869	5,869	5,869
611250 Risk Management Allocation	24,724	18,312	37,682	48,012	48,012	48,012
611255 Benefits Allocation	28,578	29,031	0	0	0	0
611260 Human Resources Allocation	109,063	108,148	167,569	173,378	173,378	173,378
611300 Legal Services Allocation	27,853	19,309	16,379	15,236	15,236	15,236
611400 Information Tech Allocation	238,955	227,856	312,902	298,424	298,424	298,424
611410 FIMS Allocation	138,317	143,603	121,103	129,665	129,665	129,665

MARION COUNTY FY 2021-22 BUDGET

BY DEPARTMENT

JUVENILE

100 - General Fund	Actual FY 18-19	Actual FY 19-20	Budget FY 20-21	Proposed FY 21-22	Approved FY 21-22	Adopted FY 21-22
Administrative Charges						
611420 Telecommunications Allocation	33,710	29,149	31,107	30,839	30,839	30,839
611430 Info Tech Direct Charges	129,910	119,769	139,588	86,329	86,329	86,329
611600 Finance Allocation	120,681	115,745	143,615	147,231	147,231	147,231
611800 MCBEE Allocation	2,190	1,143	16,566	3,819	3,819	3,819
612100 IT Equipment Use Charges	32,588	21,328	43,343	42,364	42,364	42,364
614100 Liability Insurance Allocation	52,100	49,500	45,800	43,200	43,200	43,200
614200 WC Insurance Allocation	67,500	51,000	77,200	116,100	116,100	116,100
Administrative Charges Total	1,522,008	1,434,787	1,784,720	1,704,185	1,704,185	1,704,185
General Fund Total	11,666,227	12,305,992	13,590,791	13,591,265	13,591,265	13,591,265
125 - Juvenile Grants	Actual FY 18-19	Actual FY 19-20	Budget FY 20-21	Proposed FY 21-22	Approved FY 21-22	Adopted FY 21-22
Personnel Services						
Salaries and Wages						
511110 Regular Wages	901,837	937,461	1,224,788	1,212,136	1,212,136	1,212,136
511130 Vacation Pay	71,300	62,395	0	0	0	0
511140 Sick Pay	55,630	37,889	0	0	0	0
511150 Holiday Pay	58,180	60,452	0	0	0	0
511160 Comp Time Pay	18,579	18,736	12,726	13,001	13,001	13,001
511180 Differential Pay	5,820	5,507	4,834	3,670	3,670	3,670
511210 Compensation Credits	22,357	22,053	23,457	21,591	21,591	21,591
511240 Leave Payoff	1,186	995	0	0	0	0
511410 Straight Pay	0	0	78	1,249	1,249	1,249
511420 Premium Pay	20,701	21,181	12,726	13,001	13,001	13,001
Salaries and Wages Total	1,155,590	1,166,670	1,278,609	1,264,648	1,264,648	1,264,648
Fringe Benefits						
512010 Fringe Benefits Budget Only	0	0	9,419	10,978	10,978	10,978
512110 PERS	216,648	263,071	286,473	294,244	294,244	294,244
512130 PERS Debt Service	76,760	61,530	66,782	54,898	54,898	54,898
512200 FICA	86,613	87,202	95,116	93,792	93,792	93,792
512310 Medical Insurance	316,762	312,252	335,939	352,715	352,715	352,715
512320 Dental Insurance	28,404	27,119	28,291	29,726	29,726	29,726
512330 Group Term Life Insurance	2,005	1,980	2,237	2,792	2,792	2,792
512340 Long Term Disability Insurance	4,144	4,108	5,011	4,383	4,383	4,383
512400 Unemployment Insurance	3,468	3,504	3,746	3,705	3,705	3,705
512520 Workers Comp Insurance	429	380	595	595	595	595
512600 Wellness Program	779	745	797	797	797	797
512610 Employee Assistance Program	626	632	678	738	738	738

MARION COUNTY FY 2021-22 BUDGET

BY DEPARTMENT

JUVENILE

125 - Juvenile Grants	Actual FY 18-19	Actual FY 19-20	Budget FY 20-21	Proposed FY 21-22	Approved FY 21-22	Adopted FY 21-22
Personnel Services						
512700 County HSA Contributions	2,600	6,500	6,500	1,300	1,300	1,300
Fringe Benefits Total	739,237	769,022	841,584	850,663	850,663	850,663
Personnel Services Total	1,894,827	1,935,692	2,120,193	2,115,311	2,115,311	2,115,311
Materials and Services						
Supplies						
521010 Office Supplies	427	237	300	300	300	300
521040 Institutional Supplies	595	748	850	850	850	850
521050 Janitorial Supplies	1,347	926	2,000	2,000	2,000	2,000
521070 Departmental Supplies	6,061	3,365	6,837	10,146	10,146	10,146
521080 Food Supplies	34,905	167	0	0	0	0
521090 Uniforms and Clothing	0	0	500	500	500	500
521100 Medical Supplies	0	0	10	10	10	10
521110 First Aid Supplies	0	0	40	40	40	40
521170 Educational Supplies	60	0	1,307	1,500	1,500	1,500
521210 Gasoline	167	256	0	0	0	0
Supplies Total	43,561	5,700	11,844	15,346	15,346	15,346
Materials						
522100 Parts	85	0	0	0	0	0
522140 Small Tools	0	125	0	0	0	0
522150 Small Office Equipment	109	2,223	250	250	250	250
522160 Small Departmental Equipment	4,314	14,281	24,518	14,254	14,254	14,254
522170 Computers Non Capital	5,441	300	0	0	0	0
522180 Software	2,196	0	0	0	0	0
522500 Materials for Resale	89,262	71,835	91,761	91,761	91,761	91,761
Materials Total	101,407	88,764	116,529	106,265	106,265	106,265
Communications						
523020 Phone and Communication Svcs	0	0	350	350	350	350
523040 Data Connections	4,649	3,853	4,800	4,800	4,800	4,800
523060 Cellular Phones	825	1,290	1,070	1,700	1,700	1,700
Communications Total	5,474	5,143	6,220	6,850	6,850	6,850
Utilities						
524010 Electricity	8,920	5,850	9,000	9,000	9,000	9,000
524040 Natural Gas	661	494	2,400	2,400	2,400	2,400
524050 Water	1,372	1,498	1,600	1,600	1,600	1,600
Utilities Total	10,953	7,842	13,000	13,000	13,000	13,000
Contracted Services						
525155 Credit Card Fees	7,258	6,473	8,500	8,500	8,500	8,500
525211 Psychiatric Services	6,800	14,220	6,800	6,800	6,800	6,800
525235 Laboratory Services	1,089	2,722	5,000	5,000	5,000	5,000

MARION COUNTY FY 2021-22 BUDGET

BY DEPARTMENT

JUVENILE

125 - Juvenile Grants	Actual FY 18-19	Actual FY 19-20	Budget FY 20-21	Proposed FY 21-22	Approved FY 21-22	Adopted FY 21-22
Materials and Services						
525320 Food Services	109,458	0	0	0	0	0
525330 Transportation Services	4,080	1,980	5,424	6,000	6,000	6,000
525340 Counseling and Mentoring Svcs	830	0	1,000	1,000	1,000	1,000
525345 Youth Stipends	36	0	0	0	0	0
525440 Client Assistance	9,520	13,363	32,704	30,472	30,472	30,472
525450 Subscription Services	1,500	1,951	1,692	1,692	1,692	1,692
525515 Polygraph Services	11,455	11,070	10,500	10,000	10,000	10,000
525555 Security Services	0	0	0	180	180	180
525560 Victim Emergency Services	80	0	0	0	0	0
525715 Advertising	639	0	730	730	730	730
525999 Other Contracted Services	89,950	35,000	56,649	0	0	0
Contracted Services Total	242,695	86,779	128,999	70,374	70,374	70,374
Repairs and Maintenance						
526010 Office Equipment Maintenance	0	0	0	1,000	1,000	1,000
526011 Dept Equipment Maintenance	453	0	1,000	0	0	0
526021 Computer Software Maintenance	900	2,650	900	3,182	3,182	3,182
526030 Building Maintenance	2,682	8,130	0	0	0	0
Repairs and Maintenance Total	4,035	10,780	1,900	4,182	4,182	4,182
Rentals						
527110 Fleet Leases	3,047	3,108	2,928	3,911	3,911	3,911
527120 Motor Pool Mileage	54	0	0	0	0	0
527300 Equipment Rental	45	4,144	200	200	200	200
Rentals Total	3,145	7,252	3,128	4,111	4,111	4,111
Miscellaneous						
529130 Meals	11	0	0	0	0	0
529230 Training	80	90	8,651	300	300	300
529590 Special Programs Other	47,193	74,552	51,526	55,040	55,040	55,040
529840 Professional Licenses	484	244	480	480	480	480
529860 Permits	0	0	200	200	200	200
Miscellaneous Total	47,768	74,886	60,857	56,020	56,020	56,020
Materials and Services Total	459,038	287,146	342,477	276,148	276,148	276,148
Administrative Charges						
611100 County Admin Allocation	26,291	22,166	25,876	29,918	29,918	29,918
611230 Courier Allocation	840	868	971	1,155	1,155	1,155
611250 Risk Management Allocation	2,170	1,513	3,339	4,220	4,220	4,220
611255 Benefits Allocation	5,778	5,574	0	0	0	0
611260 Human Resources Allocation	22,051	20,766	32,413	34,111	34,111	34,111
611400 Information Tech Allocation	55,019	52,751	63,514	60,839	60,839	60,839
611410 FIMS Allocation	31,845	33,375	24,477	26,534	26,534	26,534

MARION COUNTY FY 2021-22 BUDGET

BY DEPARTMENT

JUVENILE

125 - Juvenile Grants	Actual FY 18-19	Actual FY 19-20	Budget FY 20-21	Proposed FY 21-22	Approved FY 21-22	Adopted FY 21-22
Administrative Charges						
611420 Telecommunications Allocation	7,740	6,793	6,259	6,325	6,325	6,325
611430 Info Tech Direct Charges	29,999	27,913	28,322	17,685	17,685	17,685
611600 Finance Allocation	33,746	33,618	29,062	29,867	29,867	29,867
611800 MCBEE Allocation	504	265	3,348	781	781	781
612100 IT Equipment Use Charges	7,484	4,940	8,811	8,633	8,633	8,633
614100 Liability Insurance Allocation	4,200	3,700	3,900	3,400	3,400	3,400
614200 WC Insurance Allocation	6,300	4,600	7,000	10,600	10,600	10,600
Administrative Charges Total	233,967	218,842	237,292	234,068	234,068	234,068
Capital Outlay						
531300 Departmental Equipment Capital	12,938	8,330	41,449	0	0	0
531600 Computer Hardware Capital	2,124	0	0	0	0	0
532200 Pickups and Trucks	65,868	0	0	0	0	0
Capital Outlay Total	80,930	8,330	41,449	0	0	0
Transfers Out						
561480 Xfer to Capital Impr Projects	2,302	0	0	0	0	0
561595 Transfer to Fleet Management	19,773	0	0	0	0	0
Transfers Out Total	22,075	0	0	0	0	0
Contingency						
571010 Contingency	0	0	401,951	320,165	320,165	320,165
Contingency Total	0	0	401,951	320,165	320,165	320,165
Ending Fund Balance						
573010 Unapprop Ending Fund Balance	0	0	374,563	255,958	255,958	255,958
Ending Fund Balance Total	0	0	374,563	255,958	255,958	255,958
Juvenile Grants Total	2,690,838	2,450,010	3,517,925	3,201,650	3,201,650	3,201,650
Juvenile Grand Total	14,357,065	14,756,002	17,108,716	16,792,915	16,792,915	16,792,915

MARION COUNTY FY 2021-22 BUDGET

BY DEPARTMENT

LEGAL

LEGAL



MISSION STATEMENT

Provide the best possible legal counsel and representation to county officials and agencies in support of their mission to protect and enhance the community; provide a forum for administrative hearings and issue fair and well-reasoned decisions (Legal Counsel's office).

Provide the local legal community and the public with the best available legal resources and research services within the law library's fiscal and physical ability to do so (Law Library).

GOALS AND OBJECTIVES

- Goal 1 Zealously represent the county in contested matters in court or before administrative tribunals, and recommend settlements as appropriate.
- Objective 1 Reduce potential liabilities through proactive legal advice and trainings.
 - Objective 2 Train and retain excellent in-house counsel for quality representation.
- Goal 2 Assist the Board of Commissioners and departments in the development, review, revision, and implementation of ordinances, policies, procedures, contracts, and other operative documents.
- Objective 1 County interests are provided for and protected in legal documents.
 - Objective 2 Legal options are explored and presented to decision makers.
- Goal 3 Provide support to county Hearings Officers to conduct administrative hearings in a professional manner and issue well-reasoned decisions.
- Objective 1 Decisions are issued in a timely manner that can withstand appellate review.
- Goal 4 Work to enhance the sharing of resources and explore cooperative arrangements for county Law Library services.
- Objective 1 Maintain maximum public accessibility to legal resources within legislative and budgetary constraints.

MARION COUNTY FY 2021-22 BUDGET

BY DEPARTMENT

LEGAL

DEPARTMENT OVERVIEW

The department is comprised of two programs: the Legal Counsel's Office and the Law Library. The Legal Counsel Program has two sections: Legal Counsel services and Hearings Office services. Legal Counsel attorneys serve as the exclusive civil lawyers and counselors for Marion County, the Board of Commissioners, other county elected officials, officers, employees, and volunteer boards and commissions. Legal services are provided to county service districts and the Marion County Housing Authority through intergovernmental agreements. The Law Library is a service authorized by state statute and funded by library fees paid by litigants and collected by the court clerk.

RESOURCE AND REQUIREMENT SUMMARY

Legal	FY 18-19 ACTUAL	FY 19-20 ACTUAL	FY 20-21 BUDGET	FY 21-22 ADOPTED	+/- %
RESOURCES					
Intergovernmental Federal	0	9,620	0	0	n.a.
Charges for Services	544,392	539,603	503,582	449,082	-10.8%
Admin Cost Recovery	1,392,363	1,377,420	1,634,117	1,748,923	7.0%
Interest	13,193	14,957	10,000	9,500	-5.0%
Other Revenues	9	105	0	0	n.a.
Net Working Capital	707,589	775,259	758,579	720,218	-5.1%
TOTAL RESOURCES	2,657,546	2,716,964	2,906,278	2,927,723	0.7%
REQUIREMENTS					
Personnel Services					
Salaries and Wages	958,557	972,260	1,046,407	1,135,882	8.6%
Fringe Benefits	515,399	558,752	614,321	661,001	7.6%
Total Personnel Services	1,473,956	1,531,012	1,660,728	1,796,883	8.2%
Materials and Services					
Supplies	20,382	22,309	17,375	20,675	19.0%
Materials	1,489	6,797	4,700	4,000	-14.9%
Communications	5,676	6,300	7,250	8,050	11.0%
Utilities	7,577	7,922	12,020	12,328	2.6%
Contracted Services	138,797	84,428	160,275	160,325	0.0%
Repairs and Maintenance	758	14,206	4,850	5,050	4.1%
Rentals	58,741	60,026	19,057	17,014	-10.7%
Miscellaneous	16,449	8,394	23,250	21,800	-6.2%
Total Materials and Services	249,870	210,382	248,777	249,242	0.2%
Administrative Charges	158,461	162,804	203,207	212,148	4.4%
Capital Outlay	0	54,187	916	0	-100.0%
Contingency	0	0	26,135	46,000	76.0%
Ending Fund Balance	0	0	766,515	623,450	-18.7%
TOTAL REQUIREMENTS	1,882,287	1,958,385	2,906,278	2,927,723	0.7%
FTE	11.80	11.80	11.80	11.80	0.0%

MARION COUNTY FY 2021-22 BUDGET

BY DEPARTMENT

LEGAL

FUNDS

Fund Name	FY 18-19 ACTUAL	FY 19-20 ACTUAL	FY 20-21 BUDGET	FY 21-22 ADOPTED	% of Total
RESOURCES					
FND 260 Law Library	1,021,360	1,097,432	1,075,261	960,300	32.8%
FND 580 Central Services	1,636,186	1,619,531	1,831,017	1,967,423	67.2%
TOTAL RESOURCES	2,657,546	2,716,964	2,906,278	2,927,723	100.0%
REQUIREMENTS					
FND 260 Law Library	246,101	338,854	1,075,261	960,300	32.8%
FND 580 Central Services	1,636,186	1,619,531	1,831,017	1,967,423	67.2%
TOTAL REQUIREMENTS	1,882,287	1,958,385	2,906,278	2,927,723	100.0%

PROGRAMS

	FY 18-19 ACTUAL	FY 19-20 ACTUAL	FY 20-21 BUDGET	FY 21-22 ADOPTED	+/- %
RESOURCES					
Legal Counsel	1,636,186	1,619,531	1,831,017	1,967,423	7.4%
Law Library	1,021,360	1,097,432	1,075,261	960,300	-10.7%
TOTAL RESOURCES	2,657,546	2,716,964	2,906,278	2,927,723	0.7%
REQUIREMENTS					
Legal Counsel	1,636,186	1,619,531	1,831,017	1,967,423	7.4%
Law Library	246,101	338,854	1,075,261	960,300	-10.7%
TOTAL REQUIREMENTS	1,882,287	1,958,385	2,906,278	2,927,723	0.7%

MARION COUNTY FY 2021-22 BUDGET

BY DEPARTMENT

LEGAL

Legal Counsel Program

- Represent and defend county decisions and actions in all courts and administrative forums.
- Provide legal advice and training on specific matters, policy issues, and emerging legal issues.
- Represent the county in negotiations, meetings, and third-party matters.
- Retain and manage all outside legal counsel assignments.
- Support and maintain the county's Hearings Office section.

Program Summary

Legal	Program: Legal Counsel				
	FY 18-19 ACTUAL	FY 19-20 ACTUAL	FY 20-21 BUDGET	FY 21-22 ADOPTED	+/- %
RESOURCES					
Intergovernmental Federal	0	9,185	0	0	n.a.
Charges for Services	243,823	232,926	196,900	218,500	11.0%
Admin Cost Recovery	1,392,363	1,377,420	1,634,117	1,748,923	7.0%
TOTAL RESOURCES	1,636,186	1,619,531	1,831,017	1,967,423	7.4%
REQUIREMENTS					
Personnel Services	1,315,542	1,354,129	1,464,964	1,593,408	8.8%
Materials and Services	188,172	130,978	213,714	213,918	0.1%
Administrative Charges	132,472	134,424	152,339	160,097	5.1%
TOTAL REQUIREMENTS	1,636,186	1,619,532	1,831,017	1,967,423	7.4%
FTE	10.00	10.00	10.00	10.00	0.0%

FTE By Position Title By Program

Program: Legal Counsel	
Position Title	FTE
County Counsel	1.00
Hearings Officer	1.00
Legal Counsel-Asst	2.00
Legal Counsel-Asst Sr	3.00
Legal Department Specialist (Confidential)	2.00
Paralegal	1.00
Program Legal Counsel FTE Total:	10.00

- FTE does not include 0.14 in temporary positions.

Legal Counsel Program Budget Justification

RESOURCES

The Legal Counsel Program is funded from Charges for Services and Administrative Cost Recovery.

REQUIREMENTS

Personnel Services increased due to normal step increases, cost of living adjustments, and related fringe benefit increases. No significant changes in Materials and Services.

MARION COUNTY FY 2021-22 BUDGET

BY DEPARTMENT

LEGAL

Law Library Program

- The Law Library serves the legal community, the courts, and the public.

Program Summary

Legal	Program: Law Library				
	FY 18-19 ACTUAL	FY 19-20 ACTUAL	FY 20-21 BUDGET	FY 21-22 ADOPTED	+/- %
RESOURCES					
Intergovernmental Federal	0	435	0	0	n.a.
Charges for Services	300,569	306,677	306,682	230,582	-24.8%
Interest	13,193	14,957	10,000	9,500	-5.0%
Other Revenues	9	105	0	0	n.a.
Net Working Capital	707,589	775,259	758,579	720,218	-5.1%
TOTAL RESOURCES	1,021,360	1,097,432	1,075,261	960,300	-10.7%
REQUIREMENTS					
Personnel Services	158,414	176,883	195,764	203,475	3.9%
Materials and Services	61,698	79,403	35,063	35,324	0.7%
Administrative Charges	25,989	28,380	50,868	52,051	2.3%
Capital Outlay	0	54,187	916	0	-100.0%
Contingency	0	0	26,135	46,000	76.0%
Ending Fund Balance	0	0	766,515	623,450	-18.7%
TOTAL REQUIREMENTS	246,101	338,854	1,075,261	960,300	-10.7%
FTE	1.80	1.80	1.80	1.80	0.0%

FTE By Position Title By Program

Program: Law Library	
Position Title	FTE
Law Librarian	1.00
Library Assistant	0.80
Program Law Library FTE Total:	1.80

- FTE does not include 0.10 temporary positions.

Law Library Program Budget Justification

RESOURCES

Charges for Services is funding for law libraries, and is based on a general appropriation to the state's Judicial Department to be distributed to counties. Charges for Services decreased due to distribution estimates provided by the Judicial Department.

REQUIREMENTS

Personnel Services increased due to normal step increases, cost of living adjustments, and related fringe benefit increases. No significant changes in Materials and Services. Contingency increased to cover unforeseen expenditures.

MARION COUNTY FY 2021-22 BUDGET

BY DEPARTMENT

LEGAL

KEY DEPARTMENT ACCOMPLISHMENTS

- Represented the county with successful outcomes in multiple forums in litigation matters, including tort claims, solid waste disposal franchise agreement disputes, writ of reviews and complex tax appeals before the Marion County Circuit Court, the Oregon Tax Court, the Oregon Court of Appeals, the United States District Court for the District of Oregon, the United States Bankruptcy Court, and the state Land Use Board of Appeals.
- Drafted, reviewed, and revised numerous ordinances and policies for county departments and agencies.
- Advised and represented county departments on numerous complex personnel and employment matters, including administrative proceedings and labor negotiations.
- Provided advice and representation to the Board of Commissioners on numerous issues, and also assisted the Board in declaring emergencies for the COVID-19 pandemic, the wildfires in the Santiam Canyon, and the severe winter storm of 2021.
- Advised multiple county departments on various topics including CARES Act funding, the use of volunteers, debris removal, and FEMA reimbursement in relation to the COVID-19 pandemic and the wildfires in the Santiam Canyon.
- Represented and received favorable verdicts for county departments and agencies in numerous motions to quash subpoenas, habeas corpus petitions, public records appeals, and gun restoration rights and commitment hearings.
- Obtained court-ordered receiverships and judgments in numerous code enforcement matters.
- Reviewed, drafted, revised, and negotiated numerous high-value contracts and intergovernmental agreements for county departments and service districts.
- Issued decisions on numerous land use, dog, building inspection, and towed vehicle cases heard by the Hearings Officer.
- Relocated the Law Library to inside the Marion County Courthouse to provide attorneys and members of the public with better access and services.

MARION COUNTY FY 2021-22 BUDGET

BY DEPARTMENT

LEGAL

KEY INDICATORS

1: Tort Claim Notices

Definition and Purpose

Torts are claims for money damages for injuries or wrongs alleged to have been caused by the county, its officers, employees, or agents. A claimant must give notice of the intent to file a civil lawsuit on the tort claim within 180 days of the date of the perceived injury. County Legal Counsel is the legal representative for the county in these matters.

Significance

Responding to tort claim notices is representative of the civil litigation defense services provided to all departments. In addition to defending the county in court, this service supports overall operational efficiency and quality of government services in that investigation of and response to tort claims may help identify needed changes in programs, policies, or procedures. This supports Marion County Strategic Goal #6 Operational Efficiency and Quality Service and County Legal Counsel Goal #1: Zealously represent the county in contested matters in court or before administrative tribunals, and recommend settlements as appropriate, and its Objective #1: Reduce potential liabilities through proactive legal advice and trainings.

Data Units Fiscal Year

Number of tort claim notices received per fiscal year. Does not include number of claims received by Risk Management and settled or denied without litigation.

FY 17-18 Actual	FY 18-19 Actual	FY 19-20 Actual	FY 20-21 Estimate	FY 21-22 Estimate
13	42	23	21	20

Explanation of Trends and Changes

The number of tort claim notices is holding steady from fiscal year 2019-2020. While many claims lack merit and are successfully defended, all take time and resources to evaluate and respond appropriately. As in previous years, the majority of claims come from law enforcement activities or persons held in the jail. The jail claims include allegations regarding medical care and conditions of confinement. Some of the other tort claims included claims of use of excessive force as well as employment-related allegations.

2: Hearings Officer Cases

Definition and Purpose

The Hearings Officers hold public hearings on a variety of applications and complaints, taking testimony and evidence from applicants, owners, complainants, law enforcement, staff, witnesses, or other affected parties. The decisions or recommendations issued are impartial and supported by written findings, thoughtfully applying the law or criteria to the facts of the case for rulings that are supportable on review or appeal.

MARION COUNTY FY 2021-22 BUDGET

BY DEPARTMENT

LEGAL

Significance

Use of the Hearings Officers for land use hearings creates efficiencies in processing applications under Oregon's complex land use regulations, while balancing appropriate uses necessary for economic growth and development with protections of farm, forest, and natural resources. The number of land use cases submitted to the county is indicative of economic activity in the county and supports Marion County Strategic Goal #6 Operational Efficiency and Quality Service and County Legal Counsel Goal #3: Provide support to county Hearings Officers to conduct administrative hearings in a professional manner and issue well-reasoned decisions. The number of dog hearings and towed vehicle hearings held by the Hearings Officers are also tracked as a part of this indicator. Dog hearings include complaints of dangerous dogs, dog bites, no license, dogs running at large or in livestock, excessive barking, etc. Administrative dog hearings are an efficient way to handle complaints that are not directly witnessed by a dog control officer. Vehicles towed by law enforcement can result from driving under the influence, no license or insurance, hazard or abandoned vehicles, etc.

Data Units Fiscal Year

Cases submitted to county Hearings Officers per fiscal year. Figures are reported by type of case. Other includes miscellaneous cases under a variety of laws and ordinances; e.g. vested rights, nuisance abatement, acceleration of tax redemption period, and housing authority exclusions.

Land Use

FY 17-18 Actual	FY 18-19 Actual	FY 19-20 Actual	FY 20-21 Estimate	FY 21-22 Estimate
33	17	8	17	17

Dog

FY 17-18 Actual	FY 18-19 Actual	FY 19-20 Actual	FY 20-21 Estimate	FY 21-22 Estimate
53	54	47	62	62

Vehicle Tows

FY 17-18 Actual	FY 18-19 Actual	FY 19-20 Actual	FY 20-21 Estimate	FY 21-22 Estimate
2	2	2	2	2

Other

FY 17-18 Actual	FY 18-19 Actual	FY 19-20 Actual	FY 20-21 Estimate	FY 21-22 Estimate
3	1	0	0	0

Explanation of Trends and Changes

The overall number of cases heard is trending upward from fiscal year 2019-2020 to 2020-2021. Dog and land use case numbers are increasing, and case counts for vehicle tow and other types of matters have remained the same.

3: Contracts Reviewed

Definition and Purpose

Legal Counsel attorneys review all contracts and contract amendments over \$25,000 (approximately 85% of all contracts received by Finance). Contract review and approval as to form by Legal Counsel attorneys increases operational efficiency and quality of service through uniform application of public contracting rules, determining compliance with state or federal laws, and ensuring that county interests are addressed in contract provisions.

MARION COUNTY FY 2021-22 BUDGET

BY DEPARTMENT

LEGAL

Significance

Contract review is representative of a general legal service provided to all departments, with the focus on reducing the likelihood of or potential for protests or disputes in the award of contracts and to make sure contract provisions protect county programs and assets when entering, implementing, or terminating contracts. This furthers Marion County Strategic Goal #6 Operational Efficiency and Quality Service and County Legal Counsel Goal #2: Assist the Board of Commissioners and departments in the development, review, revision, and implementation of ordinances, policies, procedures, contracts, and other operative documents, and its Objective #1: County interests are provided for and protected in legal documents.

Data Units Fiscal Year

Number of contracts reviewed by Legal Counsel per fiscal year.

FY 17-18 Actual	FY 18-19 Actual	FY 19-20 Actual	FY 20-21 Estimate	FY 21-22 Estimate
389	471	489	500	500

Explanation of Trends and Changes

Many state contracts are for two-year terms, as the state funds on a biennial basis, which causes the number of contracts or amendments reviewed to be lower every other year. Changes in state or federal funding, either up or down, may increase the number of contract amendments during the fiscal year. Additionally, we are seeing an increase in contracts reviewed due to the COVID-19 pandemic, as well as the emergency conditions which arose from the 2020 wildfires.

MARION COUNTY FY 2021-22 BUDGET

BY DEPARTMENT

LEGAL

Resources by Fund Detail						
260 - Law Library	Actual FY 18-19	Actual FY 19-20	Budget FY 20-21	Proposed FY 21-22	Approved FY 21-22	Adopted FY 21-22
Intergovernmental Federal						
331401 Coronavirus Relief Fund	0	435	0	0	0	0
Intergovernmental Federal Total	0	435	0	0	0	0
Charges for Services						
341060 Law Library Fees	299,056	305,682	305,682	230,082	230,082	230,082
341430 Copy Machine Fees	1,513	995	1,000	500	500	500
Charges for Services Total	300,569	306,677	306,682	230,582	230,582	230,582
Interest						
361000 Investment Earnings	13,193	14,957	10,000	9,500	9,500	9,500
Interest Total	13,193	14,957	10,000	9,500	9,500	9,500
Other Revenues						
372000 Over and Short	9	105	0	0	0	0
Other Revenues Total	9	105	0	0	0	0
Net Working Capital						
392000 Net Working Capital Unrestr	707,589	775,259	758,579	720,218	720,218	720,218
Net Working Capital Total	707,589	775,259	758,579	720,218	720,218	720,218
Law Library Total	1,021,360	1,097,432	1,075,261	960,300	960,300	960,300
580 - Central Services						
	Actual FY 18-19	Actual FY 19-20	Budget FY 20-21	Proposed FY 21-22	Approved FY 21-22	Adopted FY 21-22
Intergovernmental Federal						
331401 Coronavirus Relief Fund	0	9,185	0	0	0	0
Intergovernmental Federal Total	0	9,185	0	0	0	0
Charges for Services						
341430 Copy Machine Fees	139	12	0	0	0	0
341690 Attorney Fees	243,482	232,606	196,900	218,500	218,500	218,500
342910 Public Records Request Charges	142	308	0	0	0	0
344999 Other Reimbursements	60	0	0	0	0	0
Charges for Services Total	243,823	232,926	196,900	218,500	218,500	218,500
Admin Cost Recovery						
411300 Legal Services Allocation	1,392,363	1,377,420	1,634,117	1,748,923	1,748,923	1,748,923
Admin Cost Recovery Total	1,392,363	1,377,420	1,634,117	1,748,923	1,748,923	1,748,923
Central Services Total	1,636,186	1,619,531	1,831,017	1,967,423	1,967,423	1,967,423
Legal Grand Total	2,657,546	2,716,964	2,906,278	2,927,723	2,927,723	2,927,723

MARION COUNTY FY 2021-22 BUDGET

BY DEPARTMENT

LEGAL

Requirements by Fund Detail

260 - Law Library	Actual FY 18-19	Actual FY 19-20	Budget FY 20-21	Proposed FY 21-22	Approved FY 21-22	Adopted FY 21-22
Personnel Services						
Salaries and Wages						
511110 Regular Wages	86,185	92,693	111,847	115,997	115,997	115,997
511120 Temporary Wages	2,168	339	3,548	3,619	3,619	3,619
511130 Vacation Pay	1,724	5,675	0	0	0	0
511140 Sick Pay	1,580	1,254	0	0	0	0
511150 Holiday Pay	4,395	5,467	0	0	0	0
511240 Leave Payoff	894	0	0	0	0	0
Salaries and Wages Total	96,945	105,428	115,395	119,616	119,616	119,616
Fringe Benefits						
512110 PERS	19,262	24,097	26,483	28,528	28,528	28,528
512120 401K	1,775	1,906	2,028	2,077	2,077	2,077
512130 PERS Debt Service	3,497	987	5,984	5,162	5,162	5,162
512200 FICA	7,246	7,737	8,727	9,100	9,100	9,100
512310 Medical Insurance	26,260	32,889	33,120	34,776	34,776	34,776
512320 Dental Insurance	2,470	2,765	2,784	2,928	2,928	2,928
512330 Group Term Life Insurance	165	175	211	275	275	275
512340 Long Term Disability Insurance	343	398	471	433	433	433
512400 Unemployment Insurance	291	317	335	348	348	348
512520 Workers Comp Insurance	42	38	78	78	78	78
512600 Wellness Program	66	79	80	80	80	80
512610 Employee Assistance Program	52	67	68	74	74	74
Fringe Benefits Total	61,469	71,455	80,369	83,859	83,859	83,859
Personnel Services Total	158,414	176,883	195,764	203,475	203,475	203,475
Materials and Services						
Supplies						
521010 Office Supplies	416	286	500	500	500	500
521190 Publications	14,371	14,056	10,000	10,000	10,000	10,000
Supplies Total	14,787	14,342	10,500	10,500	10,500	10,500
Materials						
522150 Small Office Equipment	0	0	1,000	1,000	1,000	1,000
522180 Software	0	0	500	500	500	500
Materials Total	0	0	1,500	1,500	1,500	1,500
Communications						
523020 Phone and Communication Svcs	2,372	2,371	3,000	3,000	3,000	3,000
523090 Long Distance Charges	3	18	50	50	50	50
Communications Total	2,375	2,389	3,050	3,050	3,050	3,050
Utilities						
524010 Electricity	0	0	3,992	4,186	4,186	4,186

MARION COUNTY FY 2021-22 BUDGET

BY DEPARTMENT

LEGAL

260 - Law Library	Actual FY 18-19	Actual FY 19-20	Budget FY 20-21	Proposed FY 21-22	Approved FY 21-22	Adopted FY 21-22
Materials and Services						
524020 City Operations and St Lights	0	0	4	14	14	14
524040 Natural Gas	0	0	128	133	133	133
524050 Water	0	0	177	195	195	195
524070 Sewer	0	0	144	159	159	159
524090 Garbage Disposal and Recycling	0	0	328	347	347	347
Utilities Total	0	0	4,773	5,034	5,034	5,034
Contracted Services						
525450 Subscription Services	2,075	5,866	10,000	10,000	10,000	10,000
525715 Advertising	0	240	240	240	240	240
Contracted Services Total	2,075	6,106	10,240	10,240	10,240	10,240
Repairs and Maintenance						
526021 Computer Software Maintenance	115	115	200	200	200	200
526030 Building Maintenance	277	1,944	1,000	1,000	1,000	1,000
526040 Remodels and Site Improvements	0	11,733	0	0	0	0
Repairs and Maintenance Total	392	13,791	1,200	1,200	1,200	1,200
Rentals						
527210 Building Rental Private	41,795	42,840	0	0	0	0
527300 Equipment Rental	122	0	1,000	1,000	1,000	1,000
Rentals Total	41,918	42,840	1,000	1,000	1,000	1,000
Miscellaneous						
529110 Mileage Reimbursement	65	(65)	300	300	300	300
529120 Commercial Travel	0	0	500	500	500	500
529130 Meals	0	0	200	200	200	200
529140 Lodging	50	0	1,000	1,000	1,000	1,000
529210 Meetings	0	0	100	100	100	100
529220 Conferences	0	0	500	500	500	500
529300 Dues and Memberships	0	0	200	200	200	200
529650 Pre Employment Costs	36	0	0	0	0	0
Miscellaneous Total	151	(65)	2,800	2,800	2,800	2,800
Materials and Services Total	61,698	79,403	35,063	35,324	35,324	35,324
Administrative Charges						
611100 County Admin Allocation	2,669	2,234	2,718	2,913	2,913	2,913
611210 Facilities Mgt Allocation	0	0	14,067	15,387	15,387	15,387
611220 Custodial Allocation	7,412	8,308	11,033	11,782	11,782	11,782
611230 Courier Allocation	81	87	97	113	113	113
611250 Risk Management Allocation	227	182	337	331	331	331
611255 Benefits Allocation	556	559	0	0	0	0
611260 Human Resources Allocation	2,124	2,082	3,233	3,349	3,349	3,349
611300 Legal Services Allocation	5,576	7,606	11,663	11,000	11,000	11,000
611410 FIMS Allocation	3,420	3,384	2,729	2,555	2,555	2,555

MARION COUNTY FY 2021-22 BUDGET

BY DEPARTMENT

LEGAL

260 - Law Library	Actual FY 18-19	Actual FY 19-20	Budget FY 20-21	Proposed FY 21-22	Approved FY 21-22	Adopted FY 21-22
Administrative Charges						
611600 Finance Allocation	2,770	2,911	3,518	3,446	3,446	3,446
611800 MCBEE Allocation	54	27	373	75	75	75
614100 Liability Insurance Allocation	700	600	700	600	600	600
614200 WC Insurance Allocation	400	400	400	500	500	500
Administrative Charges Total	25,989	28,380	50,868	52,051	52,051	52,051
Capital Outlay						
534100 Building Construction	0	50,836	916	0	0	0
534101 Building Design	0	3,352	0	0	0	0
Capital Outlay Total	0	54,187	916	0	0	0
Contingency						
571010 Contingency	0	0	26,135	46,000	46,000	46,000
Contingency Total	0	0	26,135	46,000	46,000	46,000
Ending Fund Balance						
573010 Unapprop Ending Fund Balance	0	0	766,515	623,450	623,450	623,450
Ending Fund Balance Total	0	0	766,515	623,450	623,450	623,450
Law Library Total	246,101	338,854	1,075,261	960,300	960,300	960,300
580 - Central Services						
Personnel Services						
Salaries and Wages						
511110 Regular Wages	731,070	723,404	906,766	996,299	996,299	996,299
511120 Temporary Wages	3,096	4,386	8,537	11,366	11,366	11,366
511130 Vacation Pay	50,361	46,436	0	0	0	0
511140 Sick Pay	9,220	14,387	0	0	0	0
511141 Emergency Sick Pay	0	1,591	0	0	0	0
511150 Holiday Pay	36,133	36,940	0	0	0	0
511160 Comp Time Pay	1,981	1,135	0	0	0	0
511210 Compensation Credits	18,846	18,398	13,309	6,201	6,201	6,201
511240 Leave Payoff	10,485	18,834	0	0	0	0
511280 Cell Phone Pay	420	0	0	0	0	0
511290 Health Insurance Waiver Pay	0	1,321	2,400	2,400	2,400	2,400
Salaries and Wages Total	861,612	866,832	931,012	1,016,266	1,016,266	1,016,266
Fringe Benefits						
512110 PERS	149,244	190,943	213,666	242,380	242,380	242,380
512120 401K	26,426	26,652	28,519	30,985	30,985	30,985
512130 PERS Debt Service	45,489	44,924	49,352	44,719	44,719	44,719
512200 FICA	64,472	64,247	70,797	77,211	77,211	77,211
512310 Medical Insurance	147,824	139,931	149,040	156,492	156,492	156,492
512320 Dental Insurance	12,861	11,596	12,528	13,176	13,176	13,176
512330 Group Term Life Insurance	1,500	1,472	1,707	2,371	2,371	2,371

MARION COUNTY FY 2021-22 BUDGET

BY DEPARTMENT

LEGAL

580 - Central Services	Actual FY 18-19	Actual FY 19-20	Budget FY 20-21	Proposed FY 21-22	Approved FY 21-22	Adopted FY 21-22
Personnel Services						
512340 Long Term Disability Insurance	2,633	2,549	3,827	3,711	3,711	3,711
512400 Unemployment Insurance	2,605	2,604	2,766	3,017	3,017	3,017
512520 Workers Comp Insurance	221	196	360	360	360	360
512600 Wellness Program	363	360	400	400	400	400
512610 Employee Assistance Program	292	305	340	370	370	370
512700 County HSA Contributions	0	1,518	650	1,950	1,950	1,950
Fringe Benefits Total	453,930	487,297	533,952	577,142	577,142	577,142
Personnel Services Total	1,315,542	1,354,129	1,464,964	1,593,408	1,593,408	1,593,408
Materials and Services						
Supplies						
521010 Office Supplies	5,007	3,832	5,100	5,100	5,100	5,100
521070 Departmental Supplies	29	111	75	75	75	75
521190 Publications	559	4,025	1,700	5,000	5,000	5,000
Supplies Total	5,595	7,967	6,875	10,175	10,175	10,175
Materials						
522150 Small Office Equipment	529	0	1,000	1,000	1,000	1,000
522170 Computers Non Capital	320	5,951	1,700	500	500	500
522180 Software	640	846	500	1,000	1,000	1,000
Materials Total	1,489	6,797	3,200	2,500	2,500	2,500
Communications						
523020 Phone and Communication Svcs	0	0	50	50	50	50
523040 Data Connections	1,440	1,058	1,450	1,000	1,000	1,000
523050 Postage	20	0	100	200	200	200
523060 Cellular Phones	1,753	2,728	2,500	3,600	3,600	3,600
523090 Long Distance Charges	88	126	100	150	150	150
Communications Total	3,301	3,911	4,200	5,000	5,000	5,000
Utilities						
524010 Electricity	6,740	7,070	6,397	6,429	6,429	6,429
524020 City Operations and St Lights	4	4	4	15	15	15
524040 Natural Gas	60	64	68	66	66	66
524050 Water	103	106	120	113	113	113
524070 Sewer	230	235	249	256	256	256
524090 Garbage Disposal and Recycling	440	443	409	415	415	415
Utilities Total	7,577	7,922	7,247	7,294	7,294	7,294
Contracted Services						
525177 Employment Agencies	14,179	0	0	0	0	0
525450 Subscription Services	12,130	11,220	38,211	38,211	38,211	38,211
525510 Legal Services	107,250	63,749	108,899	108,899	108,899	108,899
525540 Witnesses	161	0	50	50	50	50

MARION COUNTY FY 2021-22 BUDGET

BY DEPARTMENT

LEGAL

580 - Central Services	Actual FY 18-19	Actual FY 19-20	Budget FY 20-21	Proposed FY 21-22	Approved FY 21-22	Adopted FY 21-22
Materials and Services						
525541 Witness Mileage Reimbursement	14	0	50	50	50	50
525710 Printing Services	26	186	150	150	150	150
525715 Advertising	1,197	1,168	1,000	425	425	425
525735 Mail Services	1,656	1,799	1,600	2,200	2,200	2,200
525740 Document Disposal Services	51	199	75	100	100	100
525999 Other Contracted Services	57	0	0	0	0	0
Contracted Services Total	136,722	78,322	150,035	150,085	150,085	150,085
Repairs and Maintenance						
526021 Computer Software Maintenance	0	0	3,250	3,250	3,250	3,250
526030 Building Maintenance	366	415	400	600	600	600
Repairs and Maintenance Total	366	415	3,650	3,850	3,850	3,850
Rentals						
527100 Vehicle Rental	257	0	200	200	200	200
527120 Motor Pool Mileage	48	142	400	200	200	200
527130 Parking	44	154	200	200	200	200
527210 Building Rental Private	3,689	3,781	0	0	0	0
527240 Condo Assn Assessments	6,678	7,283	9,257	9,414	9,414	9,414
527300 Equipment Rental	6,108	5,826	8,000	6,000	6,000	6,000
Rentals Total	16,823	17,186	18,057	16,014	16,014	16,014
Miscellaneous						
529110 Mileage Reimbursement	1,383	1,199	1,650	1,400	1,400	1,400
529120 Commercial Travel	0	0	500	500	500	500
529130 Meals	303	208	400	400	400	400
529140 Lodging	4,009	349	5,000	4,500	4,500	4,500
529210 Meetings	90	97	200	500	500	500
529220 Conferences	5,656	1,243	7,500	6,000	6,000	6,000
529300 Dues and Memberships	4,776	5,249	5,100	5,600	5,600	5,600
529650 Pre Employment Costs	81	115	100	100	100	100
Miscellaneous Total	16,298	8,459	20,450	19,000	19,000	19,000
Materials and Services Total	188,172	130,978	213,714	213,918	213,918	213,918
Administrative Charges						
611100 County Admin Allocation	14,950	12,755	15,703	17,745	17,745	17,745
611210 Facilities Mgt Allocation	15,000	14,520	17,693	18,291	18,291	18,291
611220 Custodial Allocation	11,416	12,799	13,631	13,761	13,761	13,761
611230 Courier Allocation	404	434	486	563	563	563
611250 Risk Management Allocation	1,676	1,345	2,305	2,439	2,439	2,439
611255 Benefits Allocation	2,775	2,785	0	0	0	0
611260 Human Resources Allocation	10,590	10,376	16,545	17,221	17,221	17,221
611400 Information Tech Allocation	29,891	33,591	35,515	39,267	39,267	39,267
611410 FIMS Allocation	19,926	20,636	17,129	18,020	18,020	18,020

MARION COUNTY FY 2021-22 BUDGET

BY DEPARTMENT

LEGAL

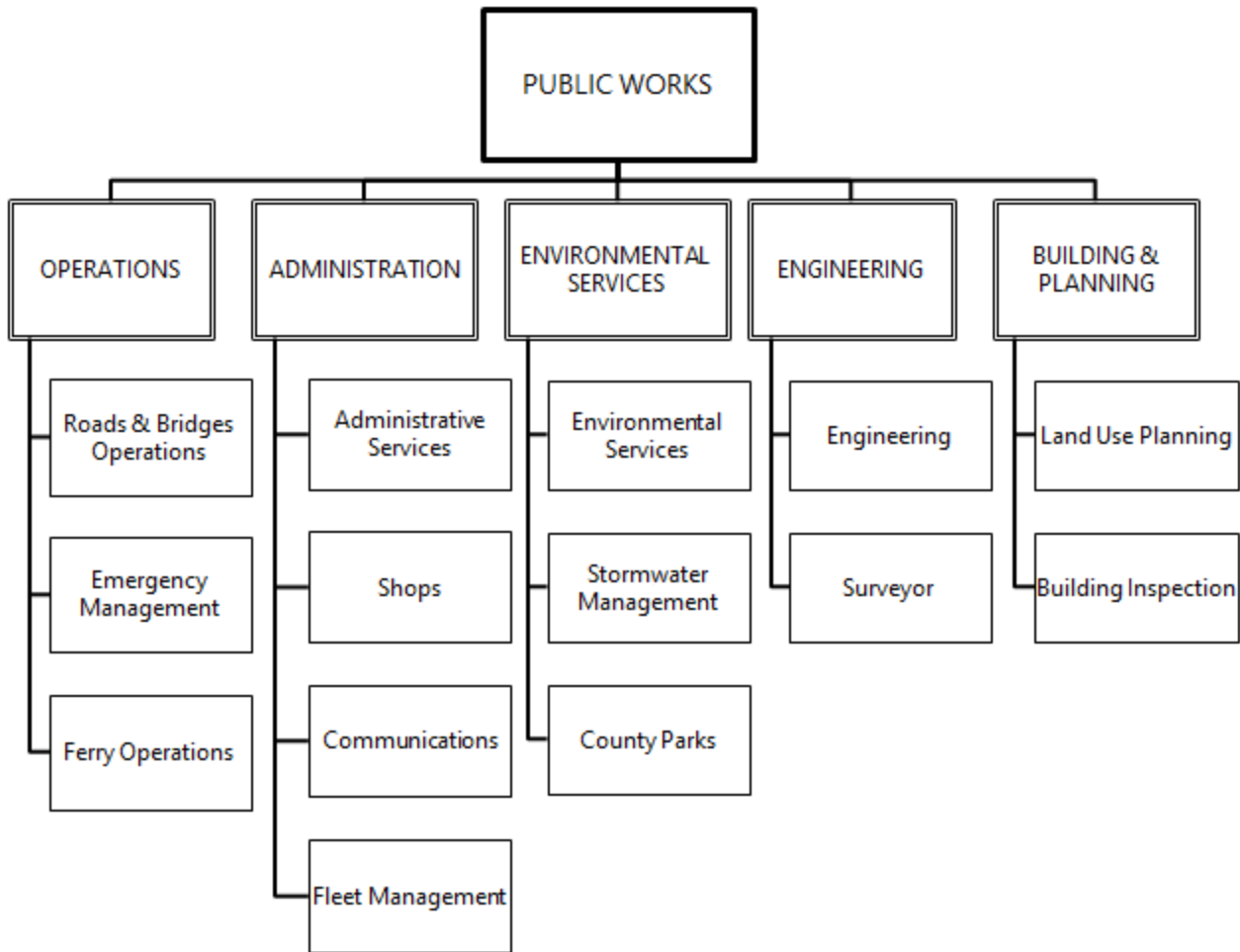
580 - Central Services	Actual FY 18-19	Actual FY 19-20	Budget FY 20-21	Proposed FY 21-22	Approved FY 21-22	Adopted FY 21-22
Administrative Charges						
611420 Telecommunications Allocation	2,230	2,542	5,117	5,574	5,574	5,574
611600 Finance Allocation	10,716	11,428	12,879	13,054	13,054	13,054
611800 MCBEE Allocation	324	168	2,419	545	545	545
612100 IT Equipment Use Charges	3,674	2,945	4,717	4,717	4,717	4,717
614100 Liability Insurance Allocation	5,600	4,800	5,300	5,300	5,300	5,300
614200 WC Insurance Allocation	3,300	3,300	2,900	3,600	3,600	3,600
Administrative Charges Total	132,472	134,424	152,339	160,097	160,097	160,097
Central Services Total	1,636,186	1,619,532	1,831,017	1,967,423	1,967,423	1,967,423
Legal Grand Total	1,882,287	1,958,385	2,906,278	2,927,723	2,927,723	2,927,723

MARION COUNTY FY 2021-22 BUDGET

BY DEPARTMENT

PUBLIC WORKS

PUBLIC WORKS



MISSION STATEMENT

Utilize available resources as efficiently as possible and provide superior customer service that is attentive and engaging and shows the customer they are the reason we are here.

GOALS AND OBJECTIVES

- Goal 1 Provide consistent and timely service to all customers, internal and external.
 - Objective 1 Update customer service surveys and survey methods; submit to customer advisory team annually; analyze results and prepare reports.
 - Objective 2 Provide training to staff during safety meetings on the department's mission, vision and strategic values.
 - Objective 3 Provide immediate zoning review of building permits.
 - Objective 4 Continue to streamline the multi-divisional review process for citizens for building permits, roadway improvements, survey plats, septic issues, etc.
 - Objective 5 Maintain a turnaround time of ten days or less for the review of plans that are not complex.
 - Objective 6 Increase the number of structural permits that are reviewed at the counter.

MARION COUNTY FY 2021-22 BUDGET

BY DEPARTMENT

PUBLIC WORKS

- Objective 7 Have sanitarian services available at all times at the permit counter subject to current funding levels.
- Goal 2 Enhance departmental communication and information flow; improve public information and external communication.
- Objective 1 Continue to communicate during monthly safety meetings and Unit 2 meetings, maintain department Intranet and Internet websites, and publish the department newsletter on a quarterly basis.
- Objective 2 Utilize the web and social media to inform customers of department activities.
- Objective 3 Review management priorities regularly through staff meetings, revise as necessary, and communicate these priorities and encourage feedback from all parties concerned.
- Goal 3 Review operational needs and resources over a rolling ten-year period.
- Objective 1 Annual review of optimal organizational size and needed skill levels.
- Objective 2 Train and/or recruit as necessary, balancing staffing needs with the need to retain qualified employees and budget constraints.
- Objective 3 Coordinate with Business Services any remodeling or new construction of facilities for operational efficiency, equipment use and better security.
- Goal 4 Increase and pursue additional funding sources and continue to educate employees and citizens regarding departmental funding sources.
- Objective 1 Support the proposed federal legislation to make the electrical power produced by the Energy-from-Waste Facility considered as renewable.
- Objective 2 Prepare an annual review with the board of commissioners covering department projects and status of the road fund.
- Goal 5 Improve overall condition of road surfaces.
- Objective 1 Increase the number of road miles receiving surface treatments through development and management of a surface management plan that provides the best balance of treatments between chip seals, patching, milling and resurfacing.
- Goal 6 Create a self-sustaining ferry operations program.
- Objective 1 Review the ferry program in total including the operational needs of both ferries, the ridership of each, and the fees necessary to be self-sustaining.
- Objective 2 Review operating schedules and hours to best serve the communities.
- Goal 7 Maintain a high level of recycling in the county for a cleaner environment.
- Objective 1 Continue the focus of reducing the amount of mercury disposed in the waste stream in order to further reduce toxic metals at the Energy-from-Waste Facility.
- Objective 2 Increase the annual countywide waste recovery rate.
- Objective 3 Reduce the amount of yard waste disposed of in the waste stream.
- Objective 4 Continually review emissions from the Energy-from-Waste Facility and reduce whenever feasible.
- Objective 5 Develop a plan to manage Oregon Department of Environmental Quality requirements while increasing the recycling rate.
- Goal 8 Continue toward a more paperless environment with increased access to records and information.
- Objective 1 Archive files to county LaserFiche program, convert all paper documents to LaserFiche and begin scanning current files for electronic access.

MARION COUNTY FY 2021-22 BUDGET

BY DEPARTMENT

PUBLIC WORKS

Goal 9 Complete state-mandated tasks.

Objective 1 Continue coordination with individual smaller cities on new 2030 forecasts to update comprehensive plans, justify proposals for Urban Growth Boundary amendments and meet future 20-year planning horizons.

Objective 2 Prepare a master plan for Emergency Management that sets short and long term operational goals.

Goal 10 Continue to streamline the review process for citizens with other agencies/departments on building permits, roadway improvements, survey plats, septic issues, survey reviews, etc.

Objective 1 Issue land use decisions within 30 days or less in at least 90% of cases.

Objective 2 Review survey fees for adequacy and review funding mechanism for all personnel.

MARION COUNTY FY 2021-22 BUDGET

BY DEPARTMENT

PUBLIC WORKS

DEPARTMENT OVERVIEW

The Public Works Department is comprised of fourteen programs that provide a variety of services from road maintenance and solid waste management to issuing building permits and providing the safest and best maintained transportation system possible with the resources available.

The department provides for the designing of new facilities (roads, bridges, etc.); maintaining county paved and gravel roads, bridges and drainage systems and operation of two ferries; responding to emergency conditions; providing parks services; contracting service district operations; managing solid waste and recycling services and education; stormwater management; issuing building permits and providing inspections; and performing countywide planning functions. These activities are managed by the Engineering, Operations, Environmental Services, and Building and Planning divisions of Public Works.

The Administration Division provides the necessary support to implement contracts and to provide financial services; county pool car services, county fleet operations, facility support, management of four service districts and one lighting district and provision of the administrative work of the department.

MARION COUNTY FY 2021-22 BUDGET

BY DEPARTMENT

PUBLIC WORKS

RESOURCE AND REQUIREMENT SUMMARY

Public Works	FY 18-19 ACTUAL	FY 19-20 ACTUAL	FY 20-21 BUDGET	FY 21-22 ADOPTED	+/- %
RESOURCES					
Taxes	414,299	455,648	400,000	400,262	0.1%
Licenses and Permits	4,192,913	4,096,332	3,678,305	3,731,600	1.4%
Intergovernmental Federal	1,868,948	4,134,740	8,326,028	13,268,890	59.4%
Intergovernmental State	28,241,339	24,439,135	26,037,315	29,108,400	11.8%
Charges for Services	33,642,980	35,912,626	37,042,631	32,169,321	-13.2%
Fines and Forfeitures	11,332	974	15,000	15,000	0.0%
Interest	780,242	938,825	771,000	492,341	-36.1%
Other Revenues	126,683	405,207	7,500	24,642	228.6%
General Fund Transfers	901,628	947,021	1,068,318	1,202,361	12.5%
Other Fund Transfers	620,305	669,213	754,771	457,250	-39.4%
Settlements	115,203	847,351	0	0	n.a.
Net Working Capital	51,340,636	58,504,725	64,388,692	67,280,859	4.5%
TOTAL RESOURCES	122,256,509	131,351,795	142,489,560	148,150,926	4.0%
REQUIREMENTS					
Personnel Services					
Salaries and Wages	12,392,296	12,740,987	15,020,464	15,609,410	3.9%
Fringe Benefits	7,204,640	7,758,217	9,321,401	9,737,064	4.5%
Total Personnel Services	19,596,935	20,499,205	24,341,865	25,346,474	4.1%
Materials and Services					
Supplies	798,058	728,261	844,912	795,753	-5.8%
Materials	3,649,950	3,356,966	4,538,105	4,151,700	-8.5%
Communications	185,811	181,989	773,917	473,478	-38.8%
Utilities	327,145	330,284	355,892	383,606	7.8%
Contracted Services	21,158,464	21,681,620	26,922,755	20,450,550	-24.0%
Repairs and Maintenance	1,133,859	982,971	1,177,950	1,232,551	4.6%
Rentals	556,635	554,308	632,099	655,692	3.7%
Insurance	41,012	44,107	35,180	35,940	2.2%
Miscellaneous	528,709	637,000	790,680	801,370	1.4%
Total Materials and Services	28,379,642	28,497,504	36,071,490	28,980,640	-19.7%
Administrative Charges	4,589,364	4,817,525	5,546,645	5,956,855	7.4%
Capital Outlay	10,937,327	12,590,142	26,716,589	29,977,528	12.2%
Debt Service Principal	85,000	340,000	0	0	n.a.
Debt Service Interest	9,563	3,202	0	0	n.a.
Special Payments	40,984	0	0	0	n.a.
Transfers Out	112,969	215,525	152,718	131,320	-14.0%
Contingency	0	0	10,808,006	11,362,158	5.1%
Ending Fund Balance	0	0	38,852,247	46,395,951	19.4%
TOTAL REQUIREMENTS	63,751,784	66,963,103	142,489,560	148,150,926	4.0%
FTE	224.30	226.30	227.30	227.30	0.0%

MARION COUNTY FY 2021-22 BUDGET

BY DEPARTMENT

PUBLIC WORKS

Fund Name	FUNDS				% of Total
	FY 18-19 ACTUAL	FY 19-20 ACTUAL	FY 20-21 BUDGET	FY 21-22 ADOPTED	
RESOURCES					
FND 130 Public Works	62,225,576	63,972,273	69,634,054	77,866,025	52.6%
FND 305 Land Use Planning	1,025,715	941,545	1,121,580	1,135,705	0.8%
FND 310 Parks	1,079,117	1,389,358	1,314,211	1,283,184	0.9%
FND 320 Surveyor	2,827,440	3,152,752	3,422,327	4,429,504	3.0%
FND 330 Building Inspection	7,386,271	8,517,249	8,982,472	8,856,127	6.0%
FND 510 Environmental Services	41,767,024	47,059,928	51,316,942	48,889,512	33.0%
FND 515 Stormwater Management	1,967,445	1,996,707	2,259,896	2,252,078	1.5%
FND 595 Fleet Management	3,977,923	4,321,983	4,438,078	3,438,791	2.3%
TOTAL RESOURCES	122,256,509	131,351,795	142,489,560	148,150,926	100.0%
REQUIREMENTS					
FND 130 Public Works	31,059,850	33,041,254	69,634,054	77,866,025	52.6%
FND 305 Land Use Planning	1,025,715	941,545	1,121,580	1,135,705	0.8%
FND 310 Parks	643,542	647,590	1,314,211	1,283,184	0.9%
FND 320 Surveyor	485,819	542,234	3,422,327	4,429,504	3.0%
FND 330 Building Inspection	2,854,641	3,100,777	8,982,472	8,856,127	6.0%
FND 510 Environmental Services	25,007,594	25,542,814	51,316,942	48,889,512	33.0%
FND 515 Stormwater Management	893,565	835,453	2,259,896	2,252,078	1.5%
FND 595 Fleet Management	1,781,058	2,311,435	4,438,078	3,438,791	2.3%
TOTAL REQUIREMENTS	63,751,784	66,963,103	142,489,560	148,150,926	100.0%

MARION COUNTY FY 2021-22 BUDGET

BY DEPARTMENT

PUBLIC WORKS

PROGRAMS

	FY 18-19 ACTUAL	FY 19-20 ACTUAL	FY 20-21 BUDGET	FY 21-22 ADOPTED	+/- %
RESOURCES					
Roads and Bridges Operations	10,567,136	11,851,327	15,523,047	15,553,180	0.2%
Emergency Management	655,402	651,395	907,964	789,903	-13.0%
Ferry Operations	1,254,481	1,572,312	2,069,979	2,517,946	21.6%
PW Administrative Services	33,244,176	32,831,463	19,153,698	25,609,481	33.7%
Shops	3,576,868	2,597,869	3,172,962	3,657,802	15.3%
Communications	591,593	794,593	1,820,463	1,709,176	-6.1%
Fleet Management	3,977,923	4,321,983	4,438,078	3,438,791	-22.5%
Environmental Services	41,767,024	47,059,928	51,316,942	48,889,512	-4.7%
Stormwater Management	1,967,445	1,996,707	2,259,896	2,252,078	-0.3%
County Parks	1,079,117	1,389,358	1,314,211	1,283,184	-2.4%
Engineering	12,335,920	13,673,315	26,985,941	28,028,537	3.9%
Surveyor	2,827,440	3,152,752	3,422,327	4,429,504	29.4%
Land Use Planning	1,025,715	941,545	1,121,580	1,135,705	1.3%
Building Inspection	7,386,271	8,517,249	8,982,472	8,856,127	-1.4%
TOTAL RESOURCES	122,256,509	131,351,795	142,489,560	148,150,926	4.0%
REQUIREMENTS					
Roads and Bridges Operations	10,567,136	11,851,327	15,523,047	15,553,180	0.2%
Emergency Management	655,402	651,395	907,964	789,903	-13.0%
Ferry Operations	1,254,481	1,572,312	2,069,979	2,517,946	21.6%
PW Administrative Services	2,078,451	1,900,445	19,153,698	25,609,481	33.7%
Shops	3,576,868	2,597,869	3,172,962	3,657,802	15.3%
Communications	591,593	794,593	1,820,463	1,709,176	-6.1%
Fleet Management	1,781,058	2,311,435	4,438,078	3,438,791	-22.5%
Environmental Services	25,007,594	25,542,814	51,316,942	48,889,512	-4.7%
Stormwater Management	893,565	835,453	2,259,896	2,252,078	-0.3%
County Parks	643,542	647,590	1,314,211	1,283,184	-2.4%
Engineering	12,335,920	13,673,315	26,985,941	28,028,537	3.9%
Surveyor	485,819	542,234	3,422,327	4,429,504	29.4%
Land Use Planning	1,025,715	941,545	1,121,580	1,135,705	1.3%
Building Inspection	2,854,641	3,100,777	8,982,472	8,856,127	-1.4%
TOTAL REQUIREMENTS	63,751,784	66,963,103	142,489,560	148,150,926	4.0%

MARION COUNTY FY 2021-22 BUDGET

BY DEPARTMENT

PUBLIC WORKS

Roads and Bridges Operations Program

- Performs general maintenance on county paved and gravel roads.
- Performs traffic signing and pavement markings.
- Performs bridge and drainage maintenance through bridge rehabilitation and culvert replacement.
- Controls roadside vegetation in accordance with best vegetation management practices.
- Performs annual chip seal and crack sealing programs.
- Provides emergency road operations covering mild flooding, snow, and ice control.

Program Summary

Public Works

Program: Roads and Bridges Operations

	FY 18-19 ACTUAL	FY 19-20 ACTUAL	FY 20-21 BUDGET	FY 21-22 ADOPTED	+/- %
RESOURCES					
Intergovernmental Federal	781,784	856,685	1,290,525	1,227,194	-4.9%
Intergovernmental State	9,216,450	10,382,192	8,507,971	2,786,794	-67.2%
Charges for Services	487,882	558,450	404,555	442,800	9.5%
Admin Cost Recovery	5,559	5,887	1,500	1,500	0.0%
Fines and Forfeitures	11,332	974	15,000	15,000	0.0%
Other Revenues	15,435	16,999	7,500	7,500	0.0%
Other Fund Transfers	0	(2,574)	0	0	n.a.
Settlements	48,694	32,713	0	0	n.a.
Net Working Capital	0	0	5,295,996	11,072,392	109.1%
TOTAL RESOURCES	10,567,136	11,851,327	15,523,047	15,553,180	0.2%
REQUIREMENTS					
Personnel Services	5,573,193	5,973,066	6,914,825	7,061,224	2.1%
Materials and Services	3,880,380	4,240,977	5,458,787	5,361,409	-1.8%
Administrative Charges	1,031,737	1,584,056	1,686,775	1,769,712	4.9%
Capital Outlay	49,199	42,311	94,160	60,835	-35.4%
Transfers Out	32,628	10,916	70,875	0	-100.0%
Contingency	0	0	1,297,625	1,300,000	0.2%
TOTAL REQUIREMENTS	10,567,136	11,851,327	15,523,047	15,553,180	0.2%
FTE	65.80	65.70	65.90	65.90	0.0%

FTE By Position Title By Program

Program: Roads and Bridges Operations	
Position Title	FTE
Crew Leader	6.00
Environmental Specialist	1.00
Ferry Operator Relief	5.00
Maintenance Worker	9.90
Medium Equipment Operator	36.00
PW Operations Division Mgr	1.00
Road Operations Supervisor	6.00

MARION COUNTY FY 2021-22 BUDGET
BY DEPARTMENT
PUBLIC WORKS

Program: Roads and Bridges Operations	
Position Title	FTE
Weighmaster	1.00
Program Roads and Bridges Operations FTE Total:	65.90

- The count does not include an increase of 0.13 FTE for a total of 16.00 FTE of temporary positions (seasonal) that are budgeted.

FTE Changes

FTE remains unchanged.

Roads and Bridges Operations Program Budget Justification

RESOURCES

Resources for the Roads and Bridges Operations Program consist of gas tax, charges for striping services, and general road maintenance services.

Intergovernmental Federal revenue decrease primarily attributed to completion of road improvements in the North Fork Corridor, which was funded by US Department of Transportation. Revenue also anticipated in FY 2021-22 from FEMA for reimbursement for debris removal due to the Beachie Creek wildfire.

Intergovernmental State decreased due to a change in methodology for how gas tax resources are allocated across Public Works programs.

Charges for Service increase is primarily based on FY 2020-21 trends for striping services provided to counties and cities.

Net Working Capital increased due to a change in methodology for how carry forward resources are allocated across Public Works programs.

REQUIREMENTS

Personnel Services increased due to normal step increases, cost of living adjustments, and related fringe benefit increases.

Materials and Services decreases can be attributed to the following primary reasons:

- (1) Liquid asphalt and crushed rock-less rock materials needed due to completion of North Fork Corridor road improvement previously mentioned.
- (2) Paint - based on FY 2020-21 paint costs and materials needed to strip roadways.

Capital Outlay for FY 2021-22 is for the treatment of concrete bridge decks with a polymer overlay for \$60,835. This is the fifth year of a seven-year program.

MARION COUNTY FY 2021-22 BUDGET
BY DEPARTMENT
PUBLIC WORKS

Emergency Management Program

- Prepares emergency operation plans for the county.
- Prepares and runs disaster exercises.
- Coordinates with other county and state agencies on emergency preparedness.
- Educates the public about emergency preparedness through fairs and other events.
- Sets up the Emergency Operations Center and responds to actual emergencies.

Program Summary

Public Works	Program: Emergency Management				
	FY 18-19 ACTUAL	FY 19-20 ACTUAL	FY 20-21 BUDGET	FY 21-22 ADOPTED	+/- %
RESOURCES					
Intergovernmental Federal	228,346	342,885	360,982	201,158	-44.3%
Intergovernmental State	367,935	156,737	336,046	336,046	0.0%
Charges for Services	4	398	0	10,450	n.a.
Other Revenues	3,120	3,800	0	0	n.a.
General Fund Transfers	62,428	147,574	210,936	242,249	14.8%
Other Fund Transfers	(6,431)	0	0	0	n.a.
TOTAL RESOURCES	655,402	651,395	907,964	789,903	-13.0%
REQUIREMENTS					
Personnel Services	388,343	419,119	477,229	520,695	9.1%
Materials and Services	182,878	156,553	332,310	133,438	-59.8%
Administrative Charges	84,181	75,723	70,896	85,770	21.0%
Capital Outlay	0	0	15,330	0	-100.0%
Contingency	0	0	12,199	50,000	309.9%
TOTAL REQUIREMENTS	655,402	651,395	907,964	789,903	-13.0%
FTE	3.75	4.00	4.00	4.00	0.0%

FTE By Position Title By Program

Program: Emergency Management	
Position Title	FTE
County Emergency Manager	1.00
Emergency Preparedness Coordinator	1.00
Program Coordinator 1	2.00
Program Emergency Management FTE Total:	4.00

- The count does not include an increase of 0.23 FTE for a temporary Maintenance Worker to assist with distributing PPE due to COVID-19.

FTE Changes

FTE remains unchanged.

MARION COUNTY FY 2021-22 BUDGET

BY DEPARTMENT

PUBLIC WORKS

Emergency Management Program Budget Justification

RESOURCES

Resources for the Emergency Management Program consist primarily of gas tax revenue and grant revenues, including the Oregon Emergency Management Program Grant, the State Homeland Security Program Grant and the Hazardous Material Emergency Preparedness Grant.

Total Intergovernmental Federal revenues are decreasing in FY 2021-22 due to not being awarded grants from Oregon Health Authority and Oregon Military Department. The three grants anticipated for FY 2021-22 include:

- (1) Oregon Emergency Management Program Grant - \$158,000 - funding remaining consistent with FY 2020-21 award.
- (2) Oregon Emergency Management Program Supplemental Grant - \$37,158 - new grant awarded in FY 2020-21 to focus on Covid-19 prevention.
- (3) Hazardous Materials Emergency Preparedness Grant - \$6,000 - carry-over from FY 2020-21.

Charges for Services increase due to reimbursement from Health and Human Services for temporary worker to distribute PPE supplies.

General Fund Transfers of \$242,249 consists of the following:

- (1) Personnel Services costs for Emergency Preparedness Coordinator - \$116,203
- (2) Emergency Management Program support - \$126,046

REQUIREMENTS

Personnel Services increases are attributed to temporary wages for Covid-19 PPE distribution support, normal step increases, cost of living adjustments, and related fringe benefit increases.

Materials and Services is decreasing for the following primary reasons:

- (1) Reduced contracted services related to the Beachie Creek wildfire.
- (2) Computer non capital - purchase of laptops and monitors for EOC completed in FY 2020-21.

No Capital Outlay is planned for FY 2021-22.

MARION COUNTY FY 2021-22 BUDGET

BY DEPARTMENT

PUBLIC WORKS

Ferry Operations Program

- Maintains and operates ferry boats at two locations on the Willamette River.
- Safely transports over 300,000 vehicles per year across the Willamette River.

Program Summary

Public Works	Program: Ferry Operations				
	FY 18-19 ACTUAL	FY 19-20 ACTUAL	FY 20-21 BUDGET	FY 21-22 ADOPTED	+/- %
RESOURCES					
Intergovernmental Federal	148,126	419,377	376,250	906,250	140.9%
Intergovernmental State	395,435	448,732	636,210	858,196	34.9%
Charges for Services	710,478	703,517	686,169	753,500	9.8%
Other Revenues	442	686	0	0	n.a.
Net Working Capital	0	0	371,350	0	-100.0%
TOTAL RESOURCES	1,254,481	1,572,312	2,069,979	2,517,946	21.6%
REQUIREMENTS					
Personnel Services	806,152	749,223	793,020	854,078	7.7%
Materials and Services	254,963	158,610	200,847	202,322	0.7%
Administrative Charges	141,890	136,223	130,512	145,296	11.3%
Capital Outlay	51,476	528,256	797,600	1,090,250	36.7%
Contingency	0	0	148,000	226,000	52.7%
TOTAL REQUIREMENTS	1,254,481	1,572,312	2,069,979	2,517,946	21.6%
FTE	9.20	9.30	9.10	9.10	0.0%

FTE By Position Title By Program

Program: Ferry Operations	
Position Title	FTE
Crew Leader	1.00
Ferry Operator	5.00
Ferry Operator Relief	1.00
Maintenance Worker	2.10
Program Ferry Operations FTE Total:	9.10

- No temporary workers requested for FY 2021-22.

FTE Changes

FTE remains unchanged.

Ferry Operations Program Budget Justification

RESOURCES

Resources for the Ferry Program consist of gas tax, federal ferry boat grants, toll fees recorded in Charges for Services, and partial reimbursement of net expenses by the Oregon Department of Transportation for the Buena Vista Ferry and from Yamhill County for the Wheatland Ferry.

Intergovernmental Federal revenue is inclusive of a multi-year federal ferry boat grant for public information signs, parts for the ferries, and improvements at the ferry landings. The increase in federal revenue is based on planned expenditures for FY 2021-22.

MARION COUNTY FY 2021-22 BUDGET

BY DEPARTMENT

PUBLIC WORKS

Intergovernmental State increased due to a change in methodology for how gas tax resources are allocated across Public Works programs.

Charges for Services increase is due to a rider fee increase effective March 2021.

Net Working Capital decreased due to a change in methodology for how carry forward resources are allocated across Public Works programs.

REQUIREMENTS

Personnel Services increases are attributed to increased premium pay to accommodate ferry operations schedule, normal step increases, cost of living adjustments, and related fringe benefit increases.

Materials and Services expenditures are consistent with FY 2020-21 budgeted expenses. Slight increase due to increased data connections costs to maintain network connectivity on the ferry boats.

Capital Outlay for FY 2021-22 consists of the following:

- (1) Buena Vista Ferry - Phase 3 - Design and construct east concrete ramp extension - \$141,000
- (2) Wheatland Ferry - Phase 3 - Construct east and west side ramp extensions - \$949,250

MARION COUNTY FY 2021-22 BUDGET

BY DEPARTMENT

PUBLIC WORKS

PW Administrative Services Program

- Performs all accounting functions and contract processing.
- Provides all clerical support to the department.
- Supports operation of four service districts and one lighting district.
- Provides facility services for all Public Works campuses.
- Coordinates information technology projects for the department.
- Provides countywide non-emergency dispatching.
- Provides recruitment and human resources support for the department.

Program Summary

Public Works

Program: PW Administrative Services

	FY 18-19 ACTUAL	FY 19-20 ACTUAL	FY 20-21 BUDGET	FY 21-22 ADOPTED	+/- %
RESOURCES					
Intergovernmental Federal	14,348	35,620	35,348	14,348	-59.4%
Intergovernmental State	4,246,143	1,671,196	0	4,002,239	n.a.
Charges for Services	943,385	752,356	1,535,678	1,891,466	23.2%
Admin Cost Recovery	(704,775)	(808,845)	(642,100)	(633,750)	-1.3%
Interest	406,790	470,147	342,000	225,000	-34.2%
Other Revenues	102,373	357,903	0	17,142	n.a.
General Fund Transfers	4,000	0	0	0	n.a.
Other Fund Transfers	38,946	(812,640)	0	0	n.a.
Net Working Capital	28,192,966	31,165,726	17,882,772	20,093,036	12.4%
TOTAL RESOURCES	33,244,176	32,831,463	19,153,698	25,609,481	33.7%
REQUIREMENTS					
Personnel Services	1,620,520	1,543,798	2,558,285	2,680,176	4.8%
Materials and Services	402,712	377,515	626,993	682,889	8.9%
Administrative Charges	9,336	(67,324)	262,393	337,859	28.8%
Capital Outlay	45,882	46,457	406,000	850,521	109.5%
Contingency	0	0	513,000	550,000	7.2%
Ending Fund Balance	0	0	14,787,027	20,508,036	38.7%
TOTAL REQUIREMENTS	2,078,451	1,900,445	19,153,698	25,609,481	33.7%
FTE	20.88	18.88	24.90	24.90	0.0%

FTE By Position Title By Program

Program: PW Administrative Services	
Position Title	FTE
Accounting Specialist	3.00
Administration Division Manager	1.00
Administrative Assistant (Confidential) (Biling)	1.00
Administrative Assistant (WC)	1.00
Contracts Specialist	1.00
Deputy Director	1.00
Dispatch Center Coordinator	2.00

MARION COUNTY FY 2021-22 BUDGET
BY DEPARTMENT
PUBLIC WORKS

Program: PW Administrative Services	
Position Title	FTE
Management Analyst 1	2.90
Managerial Accountant	1.00
Office Manager Sr	1.00
Office Specialist 2	3.00
Office Specialist 3	2.00
Office Specialist 3 (Bilingual)	1.00
Office Specialist 4	1.00
Program Coordinator 1	1.00
Public Works Director	1.00
Safety Specialist	1.00
Program PW Administrative Services FTE Total:	24.90

FTE Changes

FTE remains unchanged.

PW Administrative Services Program Budget Justification

RESOURCES

Resources for the Administrative Program consists of System Development Charges, Interest for the Public Works Fund, administrative services to various funds within the department and service districts, and property leases for storage of containers at the Aumsville property and the cell tower at the main Public Works campus.

Intergovernmental State increased due to a change in methodology for how gas tax resources are allocated across Public Works programs.

Charges for Services increase is due to an increase in the administration allocations, whereas all internal department administration, accounting, and safety services are paid out of the Administration Program and subsequently billed to programs within the Public Works Department. The interest earnings were included in the budget last year as part of the allocation but removed in FY 2021-22.

Admin Cost Recovery revenues are used to provide a more complete accounting of project costs within the Public Works Fund. The Public Works Fund is utilizing administration charge accounts to allocate the cost of internal labor and equipment usage with matching cost recovery amounts recorded in the originating programs and services.

Other Revenues is for a loan to Fargo Service District that will be completed in FY 2021-22.

Net Working Capital increased due to a change in methodology for how carry forward resources are allocated across Public Works programs.

REQUIREMENTS

Personnel Services increased due to normal step increases, cost of living adjustments, and related fringe benefit increases.

Materials and Services increases can be attributed to contracted services for development of the department's safety program.

Capital Outlay for FY 2021-22 consists of the following:

- (1) Building 2 Replacement Design - \$787,500
- (2) Replace Building 13 roof - \$50,400
- (3) Septic System Control Panel Replacement - \$12,621

MARION COUNTY FY 2021-22 BUDGET

BY DEPARTMENT

PUBLIC WORKS

Shops Program

- Purchases and maintains all heavy equipment for the department.
- Maintains pool car, light duty fleet and generators for all of Marion County.

Program Summary

Public Works	FY 18-19	FY 19-20	FY 20-21	FY 21-22	Program: Shops
	ACTUAL	ACTUAL	BUDGET	ADOPTED	+/- %
RESOURCES					
Intergovernmental Federal	0	16,714	0	0	n.a.
Intergovernmental State	2,316,661	1,403,784	2,061,012	2,621,052	27.2%
Charges for Services	654,116	518,391	470,300	474,500	0.9%
Admin Cost Recovery	581,844	645,464	572,250	562,250	-1.7%
Settlements	24,248	13,516	0	0	n.a.
Net Working Capital	0	0	69,400	0	-100.0%
TOTAL RESOURCES	3,576,868	2,597,869	3,172,962	3,657,802	15.3%
REQUIREMENTS					
Personnel Services	1,189,045	1,261,261	1,280,638	1,311,145	2.4%
Materials and Services	853,710	128,556	277,890	267,293	-3.8%
Administrative Charges	737,862	281,859	237,478	251,421	5.9%
Capital Outlay	796,250	926,193	1,215,168	1,727,943	42.2%
Contingency	0	0	161,788	100,000	-38.2%
TOTAL REQUIREMENTS	3,576,868	2,597,869	3,172,962	3,657,802	15.3%
FTE	14.00	14.00	13.50	13.50	0.0%

FTE By Position Title By Program

Program: Shops	
Position Title	FTE
Fleet Shop Supervisor	0.50
Fleet Specialist	1.00
Mechanic	8.00
Mechanic-Sr	1.00
Parts Specialist	2.00
Public Works Aide	1.00
Program Shops FTE Total:	13.50

FTE Changes

FTE remains unchanged.

Shops Program Budget Justification

RESOURCES

Resources for the Shops Program consist of gas tax and Charges for Services provided to other county departments for maintenance services of vehicles and equipment and internal billings to other programs within the Public Works Fund.

Intergovernmental State increased due to a change in methodology for how gas tax resources are allocated across Public Works programs.

MARION COUNTY FY 2021-22 BUDGET

BY DEPARTMENT

PUBLIC WORKS

The small increase in Charges for Services is related to expected surplus sales of old equipment being replaced.

REQUIREMENTS

Personnel Services increased due to normal step increases, cost of living adjustments, and related fringe benefit increases.

Materials and Services is decreasing slightly primarily due to the reallocation of utility expenses from the Shops Program to the facilities service level and a shops vehicle moving to longevity maintenance resulting in a lower monthly lease rate.

Capital Outlay in FY 2021-22 consists of the following:

- (1) Replacement - Street Sweeper - \$345,115
- (2) Replacement - Flusher Vac Truck - \$488,603
- (3) Carryover- Chip Spreader - \$342,195
- (4) Carryover - Class 8 Dump Truck - \$223,700
- (5) Carryover - Herbicide truck - \$186,900
- (6) New - Slip-in Sander for vehicle - \$30,073
- (7) New - Snow Plow - \$21,753
- (8) New - AC Refrigerant Management Machine at Aumsville Hwy shop location - \$10,474
- (9) New - AC Refrigerant Management Machine at Silverton Rd shop location - \$10,474
- (10) New - Rotary Lift at Aumsville Hwy shop location - \$12,957
- (11) New - Rotary Lift at Silverton Rd shop location - \$12,957
- (12) New - Lube Oil Pump and Catchment System at Aumsville Hwy shop location - \$6,442
- (13) Replacement - Coring Machine for Engineering Program - \$36,300

MARION COUNTY FY 2021-22 BUDGET

BY DEPARTMENT

PUBLIC WORKS

Communications Program

- Supports all radio communication and microwave systems in the county.
- Maintains radio communication tower equipment.
- Installs required radio equipment in county fleet vehicles.

Program Summary

Public Works	Program: Communications				+/- %
	FY 18-19 ACTUAL	FY 19-20 ACTUAL	FY 20-21 BUDGET	FY 21-22 ADOPTED	
RESOURCES					
Intergovernmental State	361,720	374,090	1,270,731	1,518,176	19.5%
Charges for Services	33,395	63,009	116,000	121,000	4.3%
Admin Cost Recovery	117,372	157,494	68,350	70,000	2.4%
General Fund Transfers	79,106	200,000	15,000	0	-100.0%
Net Working Capital	0	0	350,382	0	-100.0%
TOTAL RESOURCES	591,593	794,593	1,820,463	1,709,176	-6.1%
REQUIREMENTS					
Personnel Services	293,238	269,106	371,061	400,023	7.8%
Materials and Services	149,593	223,251	928,811	292,021	-68.6%
Administrative Charges	143,060	193,770	75,215	125,212	66.5%
Capital Outlay	5,702	66,494	350,376	611,600	74.6%
Transfers Out	0	41,973	30,000	131,320	337.7%
Contingency	0	0	65,000	149,000	129.2%
TOTAL REQUIREMENTS	591,593	794,593	1,820,463	1,709,176	-6.1%
FTE	4.25	4.00	3.50	3.50	0.0%

FTE By Position Title By Program

Program: Communications	
Position Title	FTE
Electronics Technician 1 - Communications	2.00
Electronics Technician 2	1.00
Fleet Shop Supervisor	0.50
Program Communications FTE Total:	3.50

FTE Changes

FTE remains unchanged.

Communications Program Budget Justification

RESOURCES

Resources for the Communications Program consist of gas tax and Charges for Services rendered to county departments.

Intergovernmental State increased due to a change in methodology for how gas tax resources are allocated across Public Works programs.

Charges for Services increase is due to an increase in expected services to county departments which is based on current trends.

MARION COUNTY FY 2021-22 BUDGET

BY DEPARTMENT

PUBLIC WORKS

Admin Cost Recovery is related to services rendered for internal Public Works communication services.

General Fund Transfers decreased due to one-time contracted services in FY 2020-21 for the Radio Asset Inventory project.

Net Working Capital decreased due to a change in methodology for how carry forward resources are allocated across Public Works programs.

REQUIREMENTS

Personnel Services increased due to normal step increases, cost of living adjustments, and related fringe benefit increases.

Materials and Services is decreasing, related to a one-time engineering service contract in FY 2020-21 not repeating in FY 2021-22. Additionally, a decrease in radios and accessories for the purchase of the remaining portable and mobile radios needed for heavy equipment within the Public Works Fund.

There are two transfers out to capital improvement projects, as they are shared expenses between Public Works and the Sheriff's Office:

(1) Workstation for Radio Maintenance - \$25,170

(2) House Mountain Power Upgrade - \$106,150

Capital Outlay for FY 2021-22 consists of the following:

(1) UHF Radio System Replacement - \$611,600

MARION COUNTY FY 2021-22 BUDGET

BY DEPARTMENT

PUBLIC WORKS

Fleet Management Program

- Manages the county pool vehicle fleet of 24 vehicles.
- Manages the 283 vehicle consolidated light duty fleet for the county.
- Purchases all on-road licensed vehicles for the county.

Program Summary

Public Works	Program: Fleet Management				
	FY 18-19 ACTUAL	FY 19-20 ACTUAL	FY 20-21 BUDGET	FY 21-22 ADOPTED	+/- %
RESOURCES					
Intergovernmental Federal	0	1,836	0	0	n.a.
Charges for Services	1,946,920	1,797,299	2,089,309	2,146,509	2.7%
General Fund Transfers	56,346	0	32,700	10,150	-69.0%
Other Fund Transfers	293,473	312,195	305,521	0	-100.0%
Settlements	40,743	13,788	0	0	n.a.
Net Working Capital	1,640,441	2,196,864	2,010,548	1,282,132	-36.2%
TOTAL RESOURCES	3,977,923	4,321,983	4,438,078	3,438,791	-22.5%
REQUIREMENTS					
Materials and Services	536,912	561,840	783,740	680,940	-13.1%
Administrative Charges	39,780	45,458	61,602	62,507	1.5%
Capital Outlay	1,204,367	1,704,137	2,387,379	1,642,144	-31.2%
Contingency	0	0	252,001	340,000	34.9%
Ending Fund Balance	0	0	953,356	713,200	-25.2%
TOTAL REQUIREMENTS	1,781,058	2,311,435	4,438,078	3,438,791	-22.5%

Fleet Management Program Budget Justification

RESOURCES

Resources for the Consolidated Fleet Program come from vehicle lease revenues charged to the departments that utilize light duty vehicles, revenues for the use of pool vehicles and surplus revenues for the sale of used vehicles. Pool vehicles usage is charged on a per mile basis, currently \$0.40 per mile, and includes fuel expenses. The lease rate for consolidated fleet vehicles is a maintained rate, but all programs purchase their own fuel.

Charges for Services increase is for an increase in lease revenue as calculated for FY 2021-22, offset by a reduction in pool vehicle usage due to COVID-19, and a reduction of surplus sales based on a reduction in the number of vehicles being sold.

General Fund Transfers is for upgrading a medical examiner vehicle.

No additional vehicles have been requested for FY 2021-22 resulting in no revenue being budgeted in Other Fund Transfers.

Net Working Capital decreased due to a change in methodology for how carry forward resources are allocated across Public Works programs.

MARION COUNTY FY 2021-22 BUDGET

BY DEPARTMENT

PUBLIC WORKS

REQUIREMENTS

Materials and Services decrease is related to a reduction in radio purchases and reduced vehicle maintenance based on current trends.

The reduction in radio purchases is a move from purchasing 700/800 MHz mobile radios for Sheriff's Office vehicles to UHF radios for Public Works vehicles.

Capital Outlay in FY 2021-22 consists of the following:

- (1) Replace 36 light duty fleet vehicles - \$1,631,994
- (2) Upgrade Medical Examiner Vehicle - \$10,150

MARION COUNTY FY 2021-22 BUDGET

BY DEPARTMENT

PUBLIC WORKS

Environmental Services Program

- Manages waste flow and disposal for Marion County.
- Operates two transfer stations.
- Conducts Master Recycler classes and business focused EarthWISE program.
- Educates the public about recycling using television, radio, and print advertising.
- Operates the Brown's Island construction demolition debris landfill site.

Program Summary

Public Works	Program: Environmental Services				
	FY 18-19 ACTUAL	FY 19-20 ACTUAL	FY 20-21 BUDGET	FY 21-22 ADOPTED	+/- %
RESOURCES					
Taxes	414,299	455,648	400,000	400,262	0.1%
Intergovernmental Federal	0	23,422	0	0	n.a.
Intergovernmental State	5,500	0	57,200	57,200	0.0%
Charges for Services	26,496,179	28,702,796	29,045,628	23,691,282	-18.4%
Interest	253,934	315,420	297,000	175,000	-41.1%
Other Revenues	3,207	368	0	0	n.a.
Other Fund Transfers	0	15,511	0	0	n.a.
Settlements	0	787,334	0	0	n.a.
Net Working Capital	14,593,905	16,759,430	21,517,114	24,565,768	14.2%
TOTAL RESOURCES	41,767,024	47,059,928	51,316,942	48,889,512	-4.7%
REQUIREMENTS					
Personnel Services	2,735,872	2,682,960	2,742,372	2,845,281	3.8%
Materials and Services	20,529,177	21,113,698	24,083,051	17,877,349	-25.8%
Administrative Charges	1,197,851	1,343,097	1,528,133	1,656,662	8.4%
Capital Outlay	409,148	9,533	3,314,655	3,670,200	10.7%
Debt Service Principal	85,000	340,000	0	0	n.a.
Debt Service Interest	9,563	3,202	0	0	n.a.
Special Payments	40,984	0	0	0	n.a.
Transfers Out	0	50,324	0	0	n.a.
Contingency	0	0	4,252,325	4,890,000	15.0%
Ending Fund Balance	0	0	15,396,406	17,950,020	16.6%
TOTAL REQUIREMENTS	25,007,594	25,542,814	51,316,942	48,889,512	-4.7%
FTE	31.73	30.73	28.50	28.50	0.0%

FTE By Position Title By Program

Program: Environmental Services	
Position Title	FTE
Crew Leader	1.00
Engineering Tech 1	1.00
Environmental Services Division Manager	1.00
Environmental Services Operations Supervisor	1.00
Heavy Equipment Operator	3.00

MARION COUNTY FY 2021-22 BUDGET
BY DEPARTMENT
PUBLIC WORKS

Program: Environmental Services	
Position Title	FTE
Maintenance Worker	3.00
Medium Equipment Operator	3.00
Program Supervisor	1.50
Scale Attendant	6.00
Scale Attendant (Bilingual)	2.00
Waste Reduction Coordinator	1.00
Waste Reduction Coordinator (Bilingual)	2.00
Wastewater Operator 1	2.00
Wastewater Operator 2	1.00
Program Environmental Services FTE Total:	28.50

- The count does not include a 2.50 FTE for budgeted temporary staff. 2.00 FTE is for three on call/relief scale attendants and 0.50 FTE is for a maintenance worker during the summer months to help with transfer station support and vegetation management.

FTE Changes

FTE remains unchanged.

Environmental Services Program Budget Justification

RESOURCES

Resources for the Environmental Services Program consist primarily of tipping fees at each of our two transfer stations, Covanta's energy from waste facility, and the Brown's Island landfill.

Charges for Services decrease is related to a new contract with Covanta Inc. The new contract will be based on a per ton fee from Covanta, removing the additional line item revenues for electrical generation, medical waste, supplemental waste and metal recovery. It subsequently reduces the contract expense noted in the Materials and Services section.

Net Working Capital increased due to higher volumes at the transfer stations, savings from leachate disposal costs, and electricity and metal recovery rates coming in higher than anticipated in the prior fiscal year.

REQUIREMENTS

Personnel Services increases are attributed to the additional 0.50 FTE temporary employee, normal step increases, cost of living adjustments, and related fringe benefit increases.

Materials and Services decrease is related to the decrease in Contracted Services with Covanta Inc. Covanta Inc. will charge a per ton processing fee and will no longer bill for line item charges month-to-month. Additionally, transfer station contracts expense is anticipated to decrease for yard debris disposal being moved from the Pacific Region Compost Facility to Browns Island.

Capital Outlay for FY 2021-22 consists of the following:

- (1) Solid waste billing system replacement - \$122,100
- (2) Land purchase for future transfer station - \$2,625,000
- (3) Replace loader at North Marion Transfer Station operations - \$385,000
- (4) Backup generator at Browns Island - \$37,400
- (5) Concrete floor repair at North Marion Transfer Station - \$242,000
- (6) Generator for leachate system at North Marion Transfer Station - \$110,000
- (7) Guard rail, wheel stops, wear plates and rub rail replacements at North Marion Transfer Station - \$33,000
- (8) Air Release Valve Replacement - Brooks - \$40,700
- (9) Electric gate at Browns Island - \$75,000

MARION COUNTY FY 2021-22 BUDGET

BY DEPARTMENT

PUBLIC WORKS

Stormwater Management Program

- Maintains the stormwater system in the unincorporated urban area east of Salem.
- Improves water quality and reduces stormwater runoff by providing sweeping services and cleaning catch basins several times per year, and improving detention basins and bioswale infrastructure.
- Provides community education through media outlets, classroom exercises, employee training, brochures, and storm drain stencils.
- Meets minimum stormwater regulatory requirements by the Environmental Protection Agency and the Department of Environmental Quality.

Program Summary

Public Works

Program: Stormwater Management

	FY 18-19 ACTUAL	FY 19-20 ACTUAL	FY 20-21 BUDGET	FY 21-22 ADOPTED	+/- %
RESOURCES					
Intergovernmental Federal	0	1,528	0	0	n.a.
Charges for Services	983,991	903,856	1,082,642	1,005,504	-7.1%
Interest	15,766	17,442	16,000	9,000	-43.8%
Net Working Capital	967,688	1,073,880	1,161,254	1,237,574	6.6%
TOTAL RESOURCES	1,967,445	1,996,707	2,259,896	2,252,078	-0.3%
REQUIREMENTS					
Personnel Services	447,445	357,286	486,782	494,524	1.6%
Materials and Services	267,042	239,501	663,603	719,149	8.4%
Administrative Charges	58,679	74,089	87,325	107,346	22.9%
Capital Outlay	119,399	96,942	408,634	417,034	2.1%
Transfers Out	1,000	67,635	0	0	n.a.
Contingency	0	0	230,000	225,000	-2.2%
Ending Fund Balance	0	0	383,552	289,025	-24.6%
TOTAL REQUIREMENTS	893,564	835,453	2,259,896	2,252,078	-0.3%
FTE	6.59	6.59	5.50	5.50	0.0%

FTE By Position Title By Program

Program: Stormwater Management	
Position Title	FTE
Crew Leader	1.00
Environmental Specialist	1.00
Maintenance Worker	1.00
Medium Equipment Operator	2.00
Program Supervisor	0.50
Program Stormwater Management FTE Total:	5.50

FTE Changes

FTE remains unchanged.

MARION COUNTY FY 2021-22 BUDGET

BY DEPARTMENT

PUBLIC WORKS

Stormwater Management Program Budget Justification

RESOURCES

Resources for the Stormwater Management Program consist of four main components: East Salem Service District (ESSD) stormwater service fees, charges for services to ESSD, the Public Works Fund, and the Environmental Services Fund. These services include community outreach, crew lead support, ditch and catch basin maintenance and street sweeping services.

The decrease in Charges for Services is related to a one time roll over service from FY 2019-20 to FY 2020-21, which won't repeat in FY 2021-22.

REQUIREMENTS

Personnel Services increased due to normal step increases, cost of living adjustments, and related fringe benefit increases.

Materials and Services increase is primarily related to a new contracted service for sweeping within the East Salem Service District. This service will increase the number of miles swept in the area, which will also increase garbage disposal expenses. This is offset by a decrease in vehicle maintenance for a sweeper that will no longer be utilized.

Capital Outlay consists of the following:

- (1) Eldin Road culvert replacement - \$65,125
- (2) Wagon Wheel Road culvert replacement - \$27,500
- (3) Fisher bank stabilization - \$15,000
- (4) Silverton Road Sandringham bank stabilization - \$105,933
- (5) Selby - Bramble bank stabilization - \$126,126
- (6) Auburn Road Stormwater System - \$68,950
- (7) Push Camera System - \$8,400

MARION COUNTY FY 2021-22 BUDGET

BY DEPARTMENT

PUBLIC WORKS

County Parks Program

- Maintains 17 parks.
- Updates and replaces playground equipment.
- Provides the public with clean and safe recreation areas.
- Provides camping at Bear Creek Park.

Program Summary

Public Works	Program: County Parks				
	FY 18-19 ACTUAL	FY 19-20 ACTUAL	FY 20-21 BUDGET	FY 21-22 ADOPTED	+/- %
RESOURCES					
Intergovernmental Federal	0	8,380	0	0	n.a.
Intergovernmental State	307,269	276,567	308,000	260,950	-15.3%
Charges for Services	85,640	463,467	84,000	45,698	-45.6%
Interest	5,181	11,097	9,000	7,341	-18.4%
Other Revenues	1,797	59	0	0	n.a.
General Fund Transfers	221,595	179,759	171,443	263,915	53.9%
Other Fund Transfers	0	14,455	0	0	n.a.
Settlements	1,518	0	0	0	n.a.
Net Working Capital	456,117	435,575	741,768	705,280	-4.9%
TOTAL RESOURCES	1,079,117	1,389,358	1,314,211	1,283,184	-2.4%
REQUIREMENTS					
Personnel Services	269,332	292,315	287,080	450,551	56.9%
Materials and Services	203,486	181,145	298,808	375,738	25.7%
Administrative Charges	37,201	46,014	59,482	56,915	-4.3%
Capital Outlay	133,522	112,604	99,876	186,501	86.7%
Transfers Out	0	15,511	0	0	n.a.
Contingency	0	0	200,572	118,000	-41.2%
Ending Fund Balance	0	0	368,393	95,479	-74.1%
TOTAL REQUIREMENTS	643,541	647,590	1,314,211	1,283,184	-2.4%
FTE	2.06	2.06	3.00	3.00	0.0%

FTE By Position Title By Program

Program: County Parks	
Position Title	FTE
Medium Equipment Operator	1.00
Program Coordinator 1	1.00
Program Supervisor	1.00
Program County Parks FTE Total:	3.00

- The count does not include the 2.96 FTE summer temporary Maintenance Workers, an increase of 1.49 FTE from FY 2020-21.

FTE Changes

FTE remains unchanged.

MARION COUNTY FY 2021-22 BUDGET

BY DEPARTMENT

PUBLIC WORKS

County Parks Program Budget Justification

RESOURCES

Resources for the county Parks Program consist primarily of the state recreational vehicle revenue, camping fees at Bear Creek Campground, and parking permit fees for accessing the North Fork area parks. Due to the Beachie Creek fire of 2020, the Bear Creek Campground and associated area will be closed to the public in 2021. As a result, no camping revenue or parking permit fees have been budgeted for FY2021-22.

Intergovernmental State is anticipated to decrease based on the closure of Bear Creek Campground. A portion of this revenue is based on the number of camp sites a county has. With the anticipation of Bear Creek being closed for camping, it's expected for this revenue source to decrease until the campground reopens.

Charges for Services is decreasing due to the anticipated closure of the North Fork recreation area. Subsequently, no camping fees or parking permits are budgeted for FY 2021-22.

General Fund Transfers of \$263,915 consists of the following:

- (1) Three temporary summer maintenance workers at 0.49 FTE each - \$66,684
- (2) Medium Equipment Operator - \$99,032
- (3) Parks Supervisor - \$98,199

General Fund Transfers increased \$92,472. The increase is primarily due to the Parks Supervisor position added in the second half of FY 2020-21.

REQUIREMENTS

Personnel Services increase is for a full year's worth of a Parks Supervisor added in FY 2020-21 and additional temporary employees to help repair damages caused by the Beachie Creek wildfire in 2020 and the ice storm of 2021.

The Materials and Services increase is due primarily for a consultant to provide a master plan for the parks that were impacted by the Beachie Creek fire of 2020.

Capital Outlay for FY 2021-22 consists of the following:

- (1) Auburn Park Conversion Development- \$99,876
- (2) Bear Creek Additional Camp Sites - \$86,625

The decrease in Ending Fund Balances reflects higher Capital Outlay and Personnel Services expenditures planned in FY 2021-22.

MARION COUNTY FY 2021-22 BUDGET

BY DEPARTMENT

PUBLIC WORKS

Engineering Program

- Provides design services for major projects.
- Performs construction management and project inspection.
- Performs traffic engineering services.
- Carries out long-term transportation planning.
- Provides project survey services.
- Performs drainage modeling and analysis services.
- Operates a road surface management program.

Program Summary

Public Works

Program: Engineering

	FY 18-19 ACTUAL	FY 19-20 ACTUAL	FY 20-21 BUDGET	FY 21-22 ADOPTED	+/- %
RESOURCES					
Licenses and Permits	250,805	200,548	178,305	231,600	29.9%
Intergovernmental Federal	696,345	2,415,489	6,262,923	10,919,940	74.4%
Intergovernmental State	11,021,188	9,725,900	12,860,145	16,667,747	29.6%
Charges for Services	397,007	487,766	598,200	76,000	-87.3%
Other Revenues	259	25,346	0	0	n.a.
Other Fund Transfers	(29,683)	818,265	125,250	133,250	6.4%
Net Working Capital	0	0	6,961,118	0	-100.0%
TOTAL RESOURCES	12,335,920	13,673,315	26,985,941	28,028,537	3.9%
REQUIREMENTS					
Personnel Services	2,920,945	3,406,898	4,455,715	4,114,321	-7.7%
Materials and Services	729,835	684,211	1,656,545	1,443,003	-12.9%
Administrative Charges	520,429	495,825	622,570	606,555	-2.6%
Capital Outlay	8,112,720	9,057,215	17,627,411	19,720,500	11.9%
Transfers Out	51,991	29,166	0	0	n.a.
Contingency	0	0	2,623,700	2,144,158	-18.3%
TOTAL REQUIREMENTS	12,335,920	13,673,315	26,985,941	28,028,537	3.9%
FTE	31.71	35.54	35.56	30.60	-13.9%

FTE By Position Title By Program

Program: Engineering	
Position Title	FTE
Civil Engineer Supervisor	3.00
Civil Engineering Assoc 1	2.00
Civil Engineering Assoc 2	7.60
Civil Engineering Assoc 3	4.00
Engineering Division Manager	1.00
Engineering Tech 1	2.00
Engineering Tech 2	8.00
Engineering Tech Sr	2.00

MARION COUNTY FY 2021-22 BUDGET
BY DEPARTMENT
PUBLIC WORKS

Program: Engineering	
Position Title	FTE
Office Specialist 3	1.00
Program Engineering FTE Total:	30.60

- The count does not include 2.04 temporary FTE and consists of the following:
 - (1) Four Engineering Technician 1 - 1.36 FTE
 - (2) One Engineering Tech, Sr - 0.68 FTE

FTE Changes

FTE is decreasing 4.96 and can be attributed to the following:

- 1) Decrease of 0.67 FTE for reallocation of Office Specialist 3 from the Engineering Program to the Survey Program.
- 2) Decrease of 4.29 FTE for reallocation of Survey Tech positions from the Engineering Program to the Survey Program.

Engineering Program Budget Justification

RESOURCES

Resources for the Engineering Program consists of gas tax, licenses and permit fees, and grants for federally-funded projects.

Licenses and Permits Revenues are increasing based on current trends.

Intergovernmental Federal Revenues is received for several capital projects and reimburses a portion of the preliminary engineering, right of way and construction phases of each project. Budgeted revenues is based on the phase and anticipated costs for each project. Because the construction phase has the most costs, the revenue can fluctuate significantly year-to-year based on how many projects are in their construction phase. Similar to FY 2020-21, the construction phase for several projects is delayed due to the construction of the Silverton Road bridge.

Revenue is also anticipated from FEMA for reimbursement to repair damaged roadways due to the Beachie Creek wildfire.

Intergovernmental State revenues is based on several projects with funding from the Oregon Department of Transportation that includes:

- (1) French Prairie Road: Champoeg Creek Bridge
- (2) Independence Bridge
- (3) Meridian Road Bridge
- (4) Cordon/Kale Turn Refuge
- (5) ARTS Intersection Improvements
- (6) Duckflat Road
- (7) Cordon/Hayesville Turn Refuge
- (8) Scotts Mills Bridge Replacement
- (9) SRTS Mary Eyre Elementary
- (10) SRTS Four Corners Elementary
- (11) SRTS Auburn Elementary
- (12) SRTS Stayton Middle School

Intergovernmental State Revenue expected to decrease in FY 2021-22 due to STP funds being utilized for federal funded capital projects instead of resurfacing projects.

Charges for Services decrease attributed to not providing resurfacing services to local cities in FY 2021-22.

MARION COUNTY FY 2021-22 BUDGET

BY DEPARTMENT

PUBLIC WORKS

Net Working Capital decreased due to a change in methodology for how carry forward resources are allocated across Public Works programs.

REQUIREMENTS

Personnel Services decreases are attributed to the 4.96 FTE decrease previously mentioned.

Materials and Services decrease attributed primarily to a decrease in contracted services due to the completion of sidewalk improvement projects in FY 2020-21. Since all survey positions transferred to the Survey program, survey related services will be billed to the Engineering program, which will result in an increase in public works services.

Capital Outlay for FY 2021-22 consists of the following:

- (1) 45th Ave Urban Upgrade - \$807,000
- (2) Scotts Mills Bridge (3rd St) - \$146,500
- (3) ARTS Intersection - Ehlen/Butte - \$354,500
- (4) Beachie Creek Guardrail - \$229,000
- (5) Beachie Creek Pavement & Shoulders - \$1,990,500
- (6) Center St Urban Upgrade - \$315,000
- (7) Connecticut Ave: Macleay to Rickey - \$18,000
- (8) Cordon Road: Kale Left Turn Refuge - \$119,500
- (9) Cordon Road: Hayesville Left Turn Refuge - \$119,750
- (10) Delaney Road Bridge - \$89,250
- (11) Driver Feedback Signs - \$24,000
- (12) Duckflat Road - \$225,250
- (13) French Prairie Road - \$75,250
- (14) Guardrail Improvements - \$150,000
- (15) Hayesville Drive: Portland Road to Fuhrer - \$401,750
- (16) Hazelgreen Bridge - \$390,500
- (17) Silverton Road/Hollywood Drive Traffic Signal - \$1,025,500
- (18) Traffic Signal Interconnect and Fiber - \$1,249,250
- (19) Lancaster Drive Reconstruction - \$662,500
- (20) McKay Road Left Turn - \$256,000
- (21) McKay Safety Corridor - \$15,000
- (22) Meridian Road Bridge - \$497,500
- (23) Mill Creek Bridge - \$148,750
- (24) North Fork FHWA ER & Permanente Repairs - \$100,000
- (25) North Fork Slide Repairs - \$463,750
- (26) Pedestrian Enhancement Program - \$25,000
- (27) Pavement Preservation Program - 3,000,000
- (28) Rambler Bridge - \$425,000
- (29) River Road Bridge - \$730,250
- (30) River Road Truck Warning - \$20,000
- (31) Rural Safety Plan - \$50,000
- (32) School Flasher Installations & Upgrades - \$150,000
- (33) Sidewalk/ADA Program - \$300,000
- (34) Traffic Signal Upgrade - \$100,000
- (35) Silverton Road Left Turn Refuge - \$256,000
- (36) Silverton Road Bridge - \$3,415,000
- (37) SRTS - Four Corners Elementary - \$160,750
- (38) SRTS - Auburn Elementary - \$78,500
- (39) SRTS - Mary Eyre Elementary - \$555,000
- (40) SRTS - Stayton Middle School - \$194,750
- (41) Street Lighting Improvement Program - \$20,000
- (42) Lancaster Drive Traffic Signal - \$20,000
- (43) River Rd S 5789A (Indep Bridge) Loading Improvements - \$346,250

MARION COUNTY FY 2021-22 BUDGET

BY DEPARTMENT

PUBLIC WORKS

Surveyor Program

- Re-establishes Government Corners.
- Approves and records surveys throughout the county.
- Approves and records partition plats and subdivisions.
- Maintains electronic data files of surveys.
- Performs records management of all prior surveys.

Program Summary

Public Works					Program: Surveyor
	FY 18-19 ACTUAL	FY 19-20 ACTUAL	FY 20-21 BUDGET	FY 21-22 ADOPTED	+/- %
RESOURCES					
Intergovernmental Federal	0	77	0	0	n.a.
Charges for Services	580,832	667,162	670,150	1,242,112	85.3%
Interest	36,815	42,234	40,000	25,000	-37.5%
General Fund Transfers	101,659	101,659	101,659	140,342	38.1%
Net Working Capital	2,108,134	2,341,620	2,610,518	3,022,050	15.8%
TOTAL RESOURCES	2,827,440	3,152,752	3,422,327	4,429,504	29.4%
REQUIREMENTS					
Personnel Services	390,356	441,596	461,753	969,243	109.9%
Materials and Services	40,572	49,031	95,019	172,446	81.5%
Administrative Charges	54,892	51,607	62,488	74,366	19.0%
Transfers Out	0	0	49,875	0	-100.0%
Contingency	0	0	274,152	470,000	71.4%
Ending Fund Balance	0	0	2,479,040	2,743,449	10.7%
TOTAL REQUIREMENTS	485,819	542,234	3,422,327	4,429,504	29.4%
FTE	4.07	4.24	4.04	9.00	122.8%

FTE By Position Title By Program

Program: Surveyor	
Position Title	FTE
County Surveyor	1.00
Office Specialist 3	1.00
Survey Technician 1	3.00
Survey Technician 2	3.00
Survey Technician 3	1.00
Program Surveyor FTE Total:	9.00

- The count does not include 1.02 temporary FTE and consists of the following:
 - (1) Two Survey Tech 3 - 0.68 FTE
 - (2) One Survey Tech 1 - 0.34 FTE

MARION COUNTY FY 2021-22 BUDGET
BY DEPARTMENT
PUBLIC WORKS

FTE Changes

FTE is increasing 4.96 can be attributed to the following:

- 1) Increase of 0.67 FTE for reallocation of Office Specialist 3 from the Engineering Program to the Survey Program.
- 2) Increase of 4.29 FTE for reallocation of Survey Tech positions from the Engineering Program to the Survey Program.

Surveyor Program Budget Justification

RESOURCES

Revenues for the Surveyor Program consist primarily of corner restoration record fees, surveyor fees, services to county departments, and General Fund Transfers.

Beginning FY 2021-22, all Surveyor personnel costs will be allocated to the Surveyor Program and subsequently billed to county programs when survey services are requested, including labor hours worked in corner restorations and the Public Works Engineering Program. An additional administrative overhead fee will be charged for services provided to county programs outside of the Surveyor Program. The administrative overhead fee is calculated based on the net expenses for Surveyor Program's budgeted Materials and Services, Personnel Services, Administrative Charges, and off-setting Charges for Services revenue for billable activities.

Additional increases in Charges for Services can be attributed to increased corner restoration fees and surveyor fees based on FY 2020-21 trends and a recommended increase in checking and plat fees.

The General Fund Transfer is provided to support customer service and records management.

REQUIREMENTS

Personnel Services increases are attributed to FTE changes previously mentioned.

Materials and Services increases are primarily attributed for the following reasons:

- (1) Increase in public works services due to increase in department's internal allocation for administrative, accounting, and safety services provided to other programs within the department.
- (2) Increase in computer non capital purchases to accommodate new personnel.
- (3) Increase in monthly fleet leases for an additional vehicle related to corner restoration work.
- (4) Increased computer software maintenance costs for surveyor software programs.
- (5) Training for staff allocated within the Survey Program.

Transfers out decreased due to a one-time purchase in FY 2020-21 for a new surveyor vehicle.

MARION COUNTY FY 2021-22 BUDGET

BY DEPARTMENT

PUBLIC WORKS

Land Use Planning Program

- Develops and administers a Comprehensive Land Use Plan per ORS chapters 92,197 and 215.
- Implements land use regulations for the unincorporated area of Marion County.
- Coordinates with cities on urban growth boundaries, residential and employment land, transportation actions, and other land use activity per ORS 195.025.
- Administers county's participation in National Floodplain Insurance Program and FEMA Community Rating System.
- Completes a state-mandated periodic review.

Program Summary

Public Works				Program: Land Use Planning	
	FY 18-19 ACTUAL	FY 19-20 ACTUAL	FY 20-21 BUDGET	FY 21-22 ADOPTED	+/- %
RESOURCES					
Intergovernmental Federal	0	6,078	0	0	n.a.
Charges for Services	323,152	291,352	260,000	265,000	1.9%
Interest	2,068	2,040	1,000	1,000	0.0%
Other Revenues	0	46	0	0	n.a.
General Fund Transfers	376,495	318,029	536,580	545,705	1.7%
Other Fund Transfers	324,000	324,000	324,000	324,000	0.0%
TOTAL RESOURCES	1,025,715	941,545	1,121,580	1,135,705	1.3%
REQUIREMENTS					
Personnel Services	691,847	569,243	648,801	638,811	-1.5%
Materials and Services	68,742	74,527	132,416	159,054	20.1%
Administrative Charges	265,125	297,776	340,363	337,840	-0.7%
TOTAL REQUIREMENTS	1,025,715	941,545	1,121,580	1,135,705	1.3%
FTE	6.39	6.39	5.50	5.50	0.0%

FTE By Position Title By Program

Program: Land Use Planning	
Position Title	FTE
Assistant Planner	1.00
Associate Planner	3.00
Building and Planning Division Manager	0.50
Principal Planner	1.00
Program Land Use Planning FTE Total:	5.50

FTE Changes

FTE remains unchanged.

Land Use Planning Program Budget Justification

RESOURCES

Resources for Land Use Planning consists primarily of planning fees, which are projected to increase in FY 2021-22 based on FY 2020-21 trends. Additional resources from the General Fund Transfers and Other Fund Transfers through lottery distribution assist in supplementing planned expenditures.

MARION COUNTY FY 2021-22 BUDGET

BY DEPARTMENT

PUBLIC WORKS

REQUIREMENTS

Personnel Services decreases are attributed to filling vacant positions due to retirements at lower pay steps.

Materials and Services is increasing for the following primary reasons:

- (1) Increased code enforcement charges for services provided by the Sheriff's Office.
- (2) Purchase and maintenance of software programs.

No Capital Outlay is planned for FY 2021-22.

MARION COUNTY FY 2021-22 BUDGET

BY DEPARTMENT

PUBLIC WORKS

Building Inspection Program

- Issues over 8,000 permits annually, depending on economic conditions.
- Provides services to 19 of 20 cities within Marion County.
- Performs 25,000 inspections annually.

Program Summary

Public Works				Program: Building Inspection	
	FY 18-19 ACTUAL	FY 19-20 ACTUAL	FY 20-21 BUDGET	FY 21-22 ADOPTED	+/- %
RESOURCES					
Licenses and Permits	3,942,108	3,895,784	3,500,000	3,500,000	0.0%
Intergovernmental Federal	0	6,648	0	0	n.a.
Intergovernmental State	3,039	(64)	0	0	n.a.
Charges for Services	0	2,807	0	3,500	n.a.
Interest	59,688	80,445	66,000	50,000	-24.2%
Other Revenues	50	0	0	0	n.a.
Net Working Capital	3,381,385	4,531,629	5,416,472	5,302,627	-2.1%
TOTAL RESOURCES	7,386,271	8,517,249	8,982,472	8,856,127	-1.4%
REQUIREMENTS					
Personnel Services	2,270,646	2,533,335	2,864,304	3,006,402	5.0%
Materials and Services	279,640	308,091	532,670	613,589	15.2%
Administrative Charges	267,340	259,351	321,413	339,394	5.6%
Capital Outlay	9,663	0	0	0	n.a.
Transfers Out	27,351	0	1,968	0	-100.0%
Contingency	0	0	777,644	800,000	2.9%
Ending Fund Balance	0	0	4,484,473	4,096,742	-8.6%
TOTAL REQUIREMENTS	2,854,640	3,100,777	8,982,472	8,856,127	-1.4%
FTE	23.87	24.87	24.30	24.30	0.0%

FTE By Position Title By Program

Program: Building Inspection	
Position Title	FTE
Building and Planning Division Manager	0.50
Building Inspector 2	3.00
Building Plans Examiner 1	1.00
Building Plans Examiner 2	4.00
Building Plans Examiner Sr	1.00
County Building Official	1.00
Electrical Inspector	2.00
Office Specialist 2	1.00
Onsite Wastewater Specialist 2	3.00
Permit Specialist	5.80
Plumbing Inspector	2.00
Program Building Inspection FTE Total:	24.30

MARION COUNTY FY 2021-22 BUDGET
BY DEPARTMENT
PUBLIC WORKS

FTE Changes

FTE remains unchanged.

Building Inspection Program Budget Justification

RESOURCES

Resources for the Building Inspection Program consist primarily of licenses and permit fees.

Requests for permits have increased over the last couple of years, increasing revenue. FY 2021-22 revenue is budgeted based on FY 2020-21 trends.

New Charges for Services revenue is due to a newly signed memorandum of understanding for permit services provided to the Engineering Program.

Decrease in investment earnings based on FY 2020-21 revenue trends.

REQUIREMENTS

Personnel Services increases are attributed to the added Office Specialist position in FY 2020-21, normal step increases, cost of living adjustments, and related fringe benefit increases.

Materials and Services is increasing and can be attributed to the following primary reasons:

- (1) Public works services - increased department admin allocation percentage due to added FTE.
- (2) Credit card fees - based on current trends and due to increase in online payments.

No Capital Outlay is planned for FY 2021-22.

MARION COUNTY FY 2021-22 BUDGET

BY DEPARTMENT

PUBLIC WORKS

KEY DEPARTMENT ACCOMPLISHMENTS

- Emergency Management Section led Marion County's coordinated response to the Beachie Creek / Lionshead wildfires, the 2021 Winter Ice Storm and other real world emergency events:
 - (1) COVID-19 (March 2020 to present) activated the county Emergency Operations Center (EOC) then assisted the Health and Human Services (HHS) Department with PPE distribution
 - (2) Beachie Creek / Lionshead wildfires (September 2020 to present) activated EOC, currently coordinating FEMA recovery
 - (3) 2021 Winter Ice Storm (February 2021 to present) activated EOC, currently coordinating FEMA recovery
 - (4) Army COE-MC Flood Risk technical exercise
 - (5) Community Radio System ARES monthly radio checks

Completed several significant Emergency Management program initiatives including:

- (1) Completed Local Emergency Planning Committee (LEPC) Emergency Response Plan updates for 15 tier II facilities
- (2) Obtained BOC approval of the updated Marion County Emergency Operations Plan
- (3) Completed Stakeholder Preparedness Report and Capabilities Assessment for emergency management partners
- (4) Conducted monthly Emergency Management Advisory Council meetings
- (5) Developed resource manual of assets and will continue to build a resource management tool to comply with federal standards

Obtained the following program grants:

- (1) Emergency Management Performance Grant (EMPG) funding for Personnel \$158,586
 - (2) EMPG funding to write the Citizen Corp Guideline for volunteers to incorporate COVID safe practices for volunteers \$37,158
 - (3) Hazardous Materials Emergency Preparedness (HMEP) funding \$19,295 to hire consultant to develop response plans for Tier II extremely hazardous substance facilities
 - (4) CARES Act Funding purchased EOC and Field supplies
- In response to the Beachie Creek / Lionshead wildfires and 2021 Winter Ice Storm, the Administration Division has led Marion County's Public Assistance Program coordination with FEMA. This involved the scoping, budgeting, justification and project approval of all FEMA eligible and reimbursable recovery projects throughout the county, including immediate emergency response activities, debris removal, road and bridge repairs, vehicle replacement, facilities repair and park recovery. Led EOC Finance and Logistics teams during immediate emergency response. The Radio Communications team successfully procured a temporary communications tower; worked with several key vendors and local jurisdictions to provide power and outfit the tower; partnered with the Roads Program to install the tower at Hall Ridge.
 - Environmental Services Division successfully modified solid waste disposal site collection activities to meet COVID protection measures and maintain essential services to communities. Provided 22 virtual waste reduction learning opportunities for Marion County residents and businesses. Led the county's debris management activities in response to the Beachie Creek / Lionshead wildfires and 2021 Winter Ice Storm events, assisting FEMA, DEQ, ODOT cities and others with debris cleanup, planning and problem solving. Successfully negotiated a new, long term operating contract with Covanta Marion.
 - Parks Section has led the county's park recovery efforts following the Beachie Creek / Lionshead wildfires and 2021 Winter Ice Storm, which impacted all 15 county parks and essentially destroyed the 5 parks located in the North Santiam River canyon. Initiated redevelopment and reuse planning for parks in the canyon to make the highest beneficial future public use of these facilities, obtained FEMA Alternative Project funding, and initiated a strategic plan for implementation.
 - The Stormwater Program successfully contracted for street sweeping services in ESSD, reducing sweeping costs, improving the reliability of services to the community and freeing up labor resources to tackle other stormwater priorities. Improved preventative maintenance capabilities by adding an integrated camera van and flusher truck to program assets.

MARION COUNTY FY 2021-22 BUDGET

BY DEPARTMENT

PUBLIC WORKS

- Engineering and Operations Divisions sustained uninterrupted essential services throughout the COVID-19 epidemic, Beachie Creek / Lionshead wildfires, and 2021 winter ice storm. Combined to complete an 88.8-mile pavement preservation program consisting of:
 - (1) 26.3 centerline miles of asphalt concrete overlay
 - (2) 58 centerline miles of chip seal overlay
 - (3) 4.5 miles of slurry seal

Perpetuated a multi-jurisdictional pilot program initiated last year to provide pavement preservation services to cities within Marion County. This year, the pilot program involved 2 cities:

- (1) Stayton pavement overlay miles: 0.69
- (2) Gates pavement overlay miles: 0.34
- (3) Stayton slurry seal miles: 1.73

Additional road operations included:

- (1) Centerline striping (includes outside agencies) - 1,537 miles
- (2) Shoulder line striping (includes outside agencies) - 2,042 miles
- (3) Roadside mowing -2,710 lane miles
- (4) Litter control - 152,140 pounds of litter removed from county roadways
- (5) Asphalt pavement repairs - 3,122 tons of asphalt placed
- (6) Ferry ridership - 284,820 vehicles and bicycles

Supported fire, public safety, communications and public assistance efforts with road closures, search and rescue, radio tower restoration, drinking water distribution in Detroit and evacuation support at the state fairgrounds following the Beachie Creek / Lionshead wildfire.

- Engineering Division completed numerous capital improvement projects and special initiatives throughout the year, including the following:
 - (1) Replaced the traffic signal at the intersection of Lancaster Drive and Macleay Road.
 - (2) Completed construction of urban improvements on 45th Avenue NE.
 - (3) Constructed 18 solar powered, automated Ferry signs to notify motorists of when the Ferries are closed.
 - (4) Constructed traffic safety enhancements at the intersection of River Rd NE / Quinaby Rd / Clear Lake Rd Enhancements.
 - (5) Installed guide signs for over height vehicles warning of low railroad trestles on South River and Riverside Roads.
 - (6) Developed and installed the state's first county-level traffic safety corridor on McKay / Yergen / Ehlen Road corridor.
 - (7) Completed damage assessments and developed projects for rebuilding infrastructure in the Santiam Canyon following Beachie Creek / Lionshead wildfires.
- Land Development and Engineering Permits (LDEP) section issued 422 access permits, 241 access reviews, 91 annual truck permits, 797 public utility permits, 7 on-site stormwater permits, 9 erosion prevention and sediment control (EPSC), 4 event permits, 8 major construction permits, 32 work in the right-of-way permits, and 16,588 motor carrier permits.
- Building and Planning Division is now fully staffed to provide excellent service at current permit levels, including wildfire recovery. Granted fee waivers for building and septic permits for approximately 700 homes rebuilding or repairing following the wildfires. The number of septic permits increased by 77% in FY 2019-20 compared to the prior year. Issued 7,640 building permits, 5,174 of which were submitted online, an increase of 8% increase over the previous year.
- Planning has worked with property owners rebuilding and repairing after wildfires, initiated affordable housing amendments to county code and coordinated with cities on review of affordable housing. Planning has served as the lead Public Works work group for the Brooks-Hopmere community plan and completed the adoption of the Aurora-Donald Interchange Area Management Plan (IAMP).

MARION COUNTY FY 2021-22 BUDGET

BY DEPARTMENT

PUBLIC WORKS

KEY INDICATORS

1: Cost per mile for surface treatments on county roads

Definition and Purpose

The cost per mile of surface treatment.

To review annually the cost of surface treatments by treatment type to set up the annual program covering contract and in-house work. For this specific indicator, cost for resurfacing is being used.

Significance

Road fund revenues for general maintenance have not been increasing at the same rate as costs for materials, labor, and fuel. As buying power decreases, we cannot afford to do the maintenance and construction work our aging transportation infrastructure needs to counteract accelerating deterioration and to avoid drastically higher reconstruction costs in the future. Although additional revenues have been applied to the resurfacing program over the past year, we continue to fall behind the deterioration curve for our roads and bridges. We are working on a plan to help address this deterioration issue over the near term and hopefully extend positive results well into the future.

This key indicator supports Marion County Strategic Goal #2: Provide a safe, efficient and reliable transportation system and maintain vital infrastructure in the best condition available resources allow.

Data Units Fiscal Year

For a two inch overlay, the industry standard is \$175,000 per mile for 10-15 year life.

FY 17-18 Actual	FY 18-19 Actual	FY 19-20 Actual	FY 20-21 Estimate	FY 21-22 Estimate
\$173,736	\$166,172	\$154,435	\$140,000	\$160,000

Explanation of Trends and Changes

The cost for road oil has been on the decline over the past couple years, which has allowed for additional surface treatments, particularly chip seals. The other component involves the timing of the request for bids. Usually a bid earlier in the calendar year will generate lower prices. For this reason, the resurfacing package is to be put out as early in the calendar year as possible, preferably in February, in order to entice the best bids possible.

2: Miles of road resurfaced by treatment type

Definition and Purpose

The number of miles of road receiving some type of treatment each year.

To review the miles of road receiving treatments versus the miles that should receive treatment in order to satisfactorily preserve the entire system, thereby determining the true deficit in treatments. For this indicator specifically, we are tracking the number of miles resurfaced each year. This would compare with an average need of 47 miles each year.

MARION COUNTY FY 2021-22 BUDGET

BY DEPARTMENT

PUBLIC WORKS

Significance

Public Works maintains 932 miles of roads. Assuming a 20-year life for asphalt overlays, Public Works should overlay 47 miles per year on average. This has been achieved only a few times in the last 25 years. Chip seals and slurry seals performed at appropriate times can significantly extend the life of an overlay at a much lower cost per mile.

This key indicator supports Marion County Strategic Goal #2: Provide a safe, efficient and reliable transportation system and maintain vital infrastructure in the best condition available resources allow.

Data Units Calendar Year

Asphalt overlay miles per year.

CY 2018 Actual	CY 2019 Actual	CY 2020 Actual	CY 2021 Estimate	CY 2022 Estimate
21.62	28.44	25.11	15.00	14.00

Explanation of Trends and Changes

The surface management program strives to put down the best possible treatment on any given road and to get the best value out of each treatment performed. This is balanced between resurfacing and various sealing techniques every year as the pavement condition index is monitored, but funds are still limited so getting the best overall value is very important. The State of Oregon transportation bill passed in 2017 has increased the gas tax revenue available for road resurfacing. The trend in miles being treated, including resurfacing miles, is currently increasing, but will be monitored annually.

3: Pavement Condition Index (PCI)

Definition and Purpose

A measure of the condition of the overall road system infrastructure.

To track the ongoing condition of the infrastructure and use it to target the annual surface treatment program by treatment type.

Significance

An optimum road system's pavement condition should be in the low 80's. As this number drops, the cost of maintenance increases and the types of maintenance available becomes narrower. This index is one of the most important indicators for where our limited resources should be focused.

This key indicator supports Marion County Strategic Goal #2: Provide a safe, efficient and reliable transportation system and maintain vital infrastructure in the best condition available resources allow.

Data Units Calendar Year

PCI per year.

CY 2018 Actual	CY 2019 Actual	CY 2020 Actual	CY 2021 Estimate	CY 2022 Estimate
66	72	70	70	69

Explanation of Trends and Changes

We have been applying a variety of road treatments with the goal of getting the best value for each treatment applied due in part to the use of our pavement management system. Through these efforts we have been able to effectively stabilize the PCI making the trend for the past several years flat. Through continued close management of the treatments performed, our objective is to return to a PCI in the 70's.

MARION COUNTY FY 2021-22 BUDGET
BY DEPARTMENT
PUBLIC WORKS

4: Bridge Sufficiency Rating

Definition and Purpose

A measure of the condition of an individual bridge and of the overall bridge system infrastructure.

To track bridge conditions by bridge for determining rehabilitation and replacement time frames and view at a glance the condition of the overall bridge system infrastructure.

Significance

The county's 140 bridges are vital links in the county road system. The Oregon Department of Transportation consultants inspect the bridges every two years and each bridge receives a sufficiency rating between 0-100 based on a number of inspection criteria. Public Works' bridge crew performs general maintenance on our bridges, but few if any bridge replacements or major rehabilitations can be done without federal funds. Under the federal highway bridge program, bridges with sufficiency ratings less than 50 are eligible for replacement; those between 50 and 80 are eligible for rehabilitation. Sufficiency ratings are therefore an indicator of the health of each bridge and the system as a whole, as well as serving as critical benchmarks in determining which projects can compete for the limited available federal funds.

This key indicator supports Marion County Strategic Goal #2: Provide a safe, efficient and reliable transportation system and maintain vital infrastructure in the best condition available resources allow.

Data Units Fiscal Year

Systemwide Sufficiency Index

FY 17-18 Actual	FY 18-19 Actual	FY 19-20 Actual	FY 20-21 Estimate	FY 21-22 Estimate
74	74	74	74	74

Explanation of Trends and Changes

The state will continue to systematically inspect the bridges. As additional federal funding becomes available, Public Works will actively pursue a larger piece of the available funds and replace bridges on a strategic basis. Without replacing a bridge or performing significant maintenance, the trend in the index will naturally trend down. We are replacing two bridges over the next several years including the Little Pudding River Bridge on Silverton Road and the River Road South bridge which should have a positive impact on our bridge sufficiency rating.

5: Number of permits issued by type

Definition and Purpose

The number of permits of all types issued by the department. Specifically for this indicator we are focusing on building and motor carrier permits.

To track workload, economic trends, and general activity in the county right-of-way.

Significance

The volumes of various permits we issue reflect economic trends such as housing starts, commercial buildings, other development activity and freight movement.

This key indicator supports Marion County Strategic Goal #5: Demonstrate a supportive attitude toward employers, business, and property owners that promotes economic development and high standards of livability in Marion County.

MARION COUNTY FY 2021-22 BUDGET
BY DEPARTMENT
PUBLIC WORKS

Data Units Calendar Year

Number of permits issued.

CY 2018 Actual	CY 2019 Actual	CY 2020 Actual	CY 2021 Estimate	CY 2022 Estimate
Building = 8,061 Motor carrier = 20,167	Building = 7,931 Motor carrier = 21,087	Building = 8,048 Motor carrier = 16,588	Building = 8,200 Motor carrier = 21,000	Building = 8,300 Motor carrier = 21,500

Explanation of Trends and Changes

There is a slight upward trend for building permits due to an increase in residential permits.

Motor carrier permits are required for oversized and weight vehicles. Year-to-year motor carrier permits have trended up reflecting the economic growth of Oregon and the County. CY 2020 numbers are down due to the slowing of construction and large scale projects during the shutdown of many industries due to the Covid-19 pandemic. While the transfer of goods actually increased due to online shopping and home delivery, the trucks used for this activity do not require special permitting. We expect to return to previous numbers and see slight increases in future years post pandemic.

6: Recycling rate

Definition and Purpose

The percentage of solid waste captured in the waste stream and recycled.

To track how much waste is being recycled and use the information to build better programs to increase the rate of capture.

Significance

The Solid Waste Management Plan update, approved by the board of commissioners on January 20, 2010, makes continued progress at waste reduction as a high priority. Recycling plays an important role in reducing the tonnage of municipal solid waste incinerated at the energy-from-waste facility in Brooks. Reducing the amount of waste being discarded in the first place is also a key component of the updated plan.

This key indicator supports Marion County Strategic Goal #2: Provide a safe, efficient and reliable transportation system and maintain vital infrastructure in the best condition available resources allow.

Data Units Calendar Year

Marion County's recycling rate.

CY 2018 Actual	CY 2019 Actual	CY 2020 Actual	CY 2021 Estimate	CY 2022 Estimate
49.1%	49.7%	50.0%	50.0%	50.0%

Explanation of Trends and Changes

Marion County has been a leader in Oregon's recycling rate for many years, which is due to our large focus on program management. The recovery rate has been relatively flat for the last couple of years. Continued improvement in economic growth within Marion County has increased waste generation. Recycling volumes continue to increase, but on par with total waste generation. Recycle markets continue to be impacted by the changes in China, but are anticipating a slight increase in recovery rate over the next couple of years.

MARION COUNTY FY 2021-22 BUDGET

BY DEPARTMENT

PUBLIC WORKS

7: Volunteer Hours Served

Definition and Purpose

To improve the county's emergency preparedness, we actively work with stakeholders, outside organizations, and volunteers from our community. This indicator will track the annual number of Marion County Emergency Management volunteer hours worked preparing for and assisting during emergencies.

Significance

Volunteer hours reflect the increasing community outreach being done and the subsequent increase in community support. This also reflects the increase in overall preparedness in case of emergencies.

This key indicator supports Marion County Strategic Goal #4: Proactively plan, review, and maintain a comprehensive Emergency Management Program.

Data Units Calendar Year

Volunteer Hours Served

CY 2018 Actual	CY 2019 Actual	CY 2020 Actual	CY 2021 Estimate	CY 2022 Estimate
Community Emergency Response Team - 17,250 hours	Community Emergency Response Team - 4,244 hours	Community Emergency Response Team - 4,999 hours	Community Emergency Response Team - 3,000 hours	Community Emergency Response Team - 2,000 hours
Medical Reserve Corps - 3,425 hours	Medical Reserve Corps - 737 hours	Medical Reserve Corps - 723 hours	Medical Reserve Corps - 700 hours	Medical Reserve Corps - 700 hours
Amateur Radio Emergency Services - 3,568 hours	Amateur Radio Emergency Services - 4,395 hours	Amateur Radio Emergency Services - 472 hours	Amateur Radio Emergency Services - 450 hours	Amateur Radio Emergency Services - 450 hours

Explanation of Trends and Changes

In CY 2019, the new emergency manager evaluated the process used to track Community Emergency Response Team (CERT) volunteer hours. The decrease in volunteer hours can be attributed to a new methodology of tracking data. In the upcoming fiscal year, the Emergency Management Program will focus on increasing volunteer hours and updating volunteer tracking data bases.

8: Transfer Station Trends

Definition and Purpose

This indicator will be used to track the level of waste material Marion County handles annually.

Significance

The reviewing of the number of tons, cubic yards and customers is a way to measure overall waste generation handling by our facilities. A high visitation number will assist in defining future waste management goals.

This key indicator supports Marion County Strategic Goal #2: Provide a safe, efficient and reliable transportation system and maintain vital infrastructure in the best condition available resources allow.

Data Units Calendar Year

Transfer stations number of customers

CY 2018 Actual	CY 2019 Actual	CY 2020 Actual	CY 2021 Estimate	CY 2022 Estimate
171,297 customers	182,355 customers	207,830 customers	224,456 customers	242,413 customers

MARION COUNTY FY 2021-22 BUDGET

BY DEPARTMENT

PUBLIC WORKS

Transfer stations tonnage

CY 2018 Actual	CY 2019 Actual	CY 2020 Actual	CY 2021 Estimate	CY 2022 Estimate
69,942 tons	73,616 tons	84,936 tons	91,731 tons	99,069 tons

Brown's Island cubic yards

CY 2018 Actual	CY 2019 Actual	CY 2020 Actual	CY 2021 Estimate	CY 2022 Estimate
51,941 cubic yards	41,286 cubic yards	42,912 cubic yards	21,456 cubic yards	0 cubic yards

Explanation of Trends and Changes

Increasing growth in Marion County is increasing waste generation. The forecast is continued growth. Changes in China's waste policies is impacting the quantity and quality of waste delivered to our transfer stations. The reduction in material received at Brown's Island landfill is the result of increased recovery of drywall at a third party location and organic materials are going into compost at Brown's Island.

9: Stormwater community outreach, streets swept and catch basins cleaned

Definition and Purpose

The purpose of this indicator is to track and improve the number of community members in education outreach, the number of street miles swept and the number of catch basins cleaned. This aids in improving water quality and meeting the minimum requirements for the Oregon Department of Environmental Quality.

Significance

Stormwater management will allow for community growth and improved quality of life by reducing stormwater quantity and stormwater pollutants. This will also create a longer lasting public stormwater infrastructure.

This key indicator supports Marion County Strategic Goal #2: Provide a safe, efficient and reliable transportation system and maintain vital infrastructure in the best condition available resources allow.

Data Units Fiscal Year

FY 17-18 Actual	FY 18-19 Actual	FY 19-20 Actual	FY 20-21 Estimate	FY 21-22 Estimate
Community webpage visits: 5,809	Community webpage visits: 7,383	Community webpage visits: 9,525	Community webpage visits: 5,000	Community webpage visits: 9,000
Miles swept: 1,198	Miles swept: 983	Miles swept: 849	Miles swept: 1,734	Miles swept: 2,040
Catch basins cleaned: 1,325	Catch basins cleaned: 1,094	Catch basins cleaned: 1,322	Catch basins cleaned: 1,200	Catch basins cleaned: 1,200

Explanation of Trends and Changes

The Stormwater Management Program started in FY 2015-16. All areas of activity for community outreach, street sweeping and catch basin cleaning are expected to increase as the organization becomes familiar with the needs of the community.

MARION COUNTY FY 2021-22 BUDGET

BY DEPARTMENT

PUBLIC WORKS

Resources by Fund Detail						
130 - Public Works	Actual FY 18-19	Actual FY 19-20	Budget FY 20-21	Proposed FY 21-22	Approved FY 21-22	Adopted FY 21-22
Licenses and Permits						
323020 Construction Plan Reviews	47,177	23,695	30,000	27,000	27,000	27,000
324010 Driveway Permits	14,612	13,859	12,000	16,000	16,000	16,000
324020 Right Of Way Permits	27,492	25,553	18,000	28,500	28,500	28,500
324060 Removal Agreements	2,372	1,769	1,500	1,000	1,000	1,000
324070 Road Closure Permits	1,800	300	500	500	500	500
324080 Event and Film Permits	3,800	1,800	2,500	1,500	1,500	1,500
324100 Transportation Permits	1,920	1,128	630	1,500	1,500	1,500
324110 Single Trip Permits	31,824	25,096	22,500	30,000	30,000	30,000
324120 COVP Transp Permits County	43,418	50,776	45,000	60,000	60,000	60,000
324130 COVP Transp Permits Other	75,545	55,970	45,000	65,000	65,000	65,000
324140 Non COVP State Permits	845	603	675	600	600	600
Licenses and Permits Total	250,805	200,548	178,305	231,600	231,600	231,600
Intergovernmental Federal						
331001 Payment in Lieu of Taxes	14,348	12,440	14,348	14,348	14,348	14,348
331010 Secure Rural Schools Title I	781,784	739,397	705,561	667,201	667,201	667,201
331015 USDA Forest Service	0	0	175,964	199,993	199,993	199,993
331030 US Dept of Transportation	0	86,192	1,212,000	422,500	422,500	422,500
331040 FEMA Disaster Assistance	0	0	92,402	2,241,750	2,241,750	2,241,750
331211 Oregon State Police	16,480	11,000	12,000	6,000	6,000	6,000
331212 Oregon Health Authority	6,722	0	17,000	0	0	0
331227 Emergency Management Grant	169,974	158,472	160,000	195,158	195,158	195,158
331228 Oregon Military Department	35,170	56,580	28,250	0	0	0
331229 Oregon Dept of Transportation	844,471	2,778,195	5,836,173	9,521,940	9,521,940	9,521,940
331401 Coronavirus Relief Fund	0	244,494	72,330	0	0	0
Intergovernmental Federal Total	1,868,948	4,086,771	8,326,028	13,268,890	13,268,890	13,268,890
Intergovernmental State						
332013 Gas Tax	25,012,199	23,864,211	22,981,000	25,832,000	25,832,000	25,832,000
332050 Oregon Emergency Management	1,065	0	0	0	0	0
332090 ODOT STP Exchange Revenues	822,500	0	815,865	0	0	0
332091 Oregon Dept of Transportation	2,075,082	298,086	1,875,250	2,958,250	2,958,250	2,958,250
332990 Other State Revenues	14,685	334	0	0	0	0
Intergovernmental State Total	27,925,531	24,162,631	25,672,115	28,790,250	28,790,250	28,790,250
Charges for Services						
341120 Road Vacation Fees	0	0	2,500	2,500	2,500	2,500
341290 Site Plan Review Fees	7,524	5,580	7,000	6,000	6,000	6,000
341430 Copy Machine Fees	21	524	100	125	125	125
341460 Fax Fees	1	0	10	10	10	10

MARION COUNTY FY 2021-22 BUDGET

BY DEPARTMENT

PUBLIC WORKS

130 - Public Works	Actual FY 18-19	Actual FY 19-20	Budget FY 20-21	Proposed FY 21-22	Approved FY 21-22	Adopted FY 21-22
Charges for Services						
341520 System Development Charges	642,458	472,104	375,000	415,000	415,000	415,000
341670 Surveyor Fees	0	2,500	0	0	0	0
341950 Retail Sales	3,058	1,746	3,500	3,500	3,500	3,500
341999 Other Fees	713	0	0	0	0	0
342100 Building Rentals	171,751	154,659	155,056	165,955	165,955	165,955
342200 Property Leases	2,518	28,274	28,265	28,265	28,265	28,265
342310 Parking Permits	14,780	12,809	15,000	0	0	0
342510 Wheatland Ferry Tolls	569,105	564,471	553,500	625,000	625,000	625,000
342520 Buena Vista Ferry Tolls	81,564	79,933	69,300	66,000	66,000	66,000
342910 Public Records Request Charges	0	904	500	500	500	500
344300 Restitution	1,180	512	0	0	0	0
344999 Other Reimbursements	3,415	3,025	3,800	7,000	7,000	7,000
345100 Sale of Capital Assets	4,869	61,120	17,500	22,500	22,500	22,500
347001 PW Services to Counties	129,528	148,697	159,369	170,500	170,500	170,500
347002 PW Services to Cities	588,542	713,891	844,755	325,800	325,800	325,800
347003 PW Services to Svc Districts	67,211	42,641	24,000	32,400	32,400	32,400
347004 PW Services to Other Agencies	40,318	3,357	0	0	0	0
347005 PW Services to County Depts	897,714	787,141	1,551,747	1,898,661	1,898,661	1,898,661
Charges for Services Total	3,226,267	3,083,887	3,810,902	3,769,716	3,769,716	3,769,716
Fines and Forfeitures						
351500 Weighmaster Fines	11,332	974	15,000	15,000	15,000	15,000
Fines and Forfeitures Total	11,332	974	15,000	15,000	15,000	15,000
Interest						
361000 Investment Earnings	395,376	465,016	342,000	225,000	225,000	225,000
364100 Interfund Loan Interest	11,414	5,131	0	0	0	0
Interest Total	406,790	470,147	342,000	225,000	225,000	225,000
Other Revenues						
371000 Miscellaneous Income	15,496	17,741	7,500	7,500	7,500	7,500
371100 Recoveries from Collections	385	0	0	0	0	0
372000 Over and Short	448	1,008	0	0	0	0
373100 Special Program Donations	3,158	28,842	0	0	0	0
374300 Interfund Loan Principal	102,143	357,143	0	17,142	17,142	17,142
Other Revenues Total	121,629	404,734	7,500	24,642	24,642	24,642
General Fund Transfers						
381100 Transfer from General Fund	145,534	347,574	225,936	242,249	242,249	242,249
General Fund Transfers Total	145,534	347,574	225,936	242,249	242,249	242,249
Other Fund Transfers						
381190 Transfer from Health	0	722	29,500	30,750	30,750	30,750

MARION COUNTY FY 2021-22 BUDGET

BY DEPARTMENT

PUBLIC WORKS

130 - Public Works	Actual FY 18-19	Actual FY 19-20	Budget FY 20-21	Proposed FY 21-22	Approved FY 21-22	Adopted FY 21-22
Other Fund Transfers						
381480 Xfr from Capital Impr Projects	2,832	2,330	95,750	102,500	102,500	102,500
Other Fund Transfers Total	2,832	3,052	125,250	133,250	133,250	133,250
Settlements						
382100 Settlements	72,942	46,229	0	0	0	0
Settlements Total	72,942	46,229	0	0	0	0
Net Working Capital						
392000 Net Working Capital Unrestr	28,192,966	31,165,726	30,931,018	31,165,428	31,165,428	31,165,428
Net Working Capital Total	28,192,966	31,165,726	30,931,018	31,165,428	31,165,428	31,165,428
Public Works Total	62,225,576	63,972,273	69,634,054	77,866,025	77,866,025	77,866,025
305 - Land Use Planning	Actual FY 18-19	Actual FY 19-20	Budget FY 20-21	Proposed FY 21-22	Approved FY 21-22	Adopted FY 21-22
Intergovernmental Federal						
331401 Coronavirus Relief Fund	0	6,078	0	0	0	0
Intergovernmental Federal Total	0	6,078	0	0	0	0
Charges for Services						
341140 Planning Fees	323,152	291,352	260,000	265,000	265,000	265,000
Charges for Services Total	323,152	291,352	260,000	265,000	265,000	265,000
Interest						
361000 Investment Earnings	2,068	2,040	1,000	1,000	1,000	1,000
Interest Total	2,068	2,040	1,000	1,000	1,000	1,000
Other Revenues						
372000 Over and Short	0	46	0	0	0	0
Other Revenues Total	0	46	0	0	0	0
General Fund Transfers						
381100 Transfer from General Fund	376,495	318,029	536,580	545,705	545,705	545,705
General Fund Transfers Total	376,495	318,029	536,580	545,705	545,705	545,705
Other Fund Transfers						
381165 Xfr from Lottery and Econ Dev	324,000	324,000	324,000	324,000	324,000	324,000
Other Fund Transfers Total	324,000	324,000	324,000	324,000	324,000	324,000
Land Use Planning Total	1,025,715	941,545	1,121,580	1,135,705	1,135,705	1,135,705
310 - Parks	Actual FY 18-19	Actual FY 19-20	Budget FY 20-21	Proposed FY 21-22	Approved FY 21-22	Adopted FY 21-22
Intergovernmental Federal						
331401 Coronavirus Relief Fund	0	8,380	0	0	0	0
Intergovernmental Federal Total	0	8,380	0	0	0	0
Intergovernmental State						
332018 RV Parks Apportionment	307,269	276,567	308,000	260,950	260,950	260,950
Intergovernmental State Total	307,269	276,567	308,000	260,950	260,950	260,950

MARION COUNTY FY 2021-22 BUDGET

BY DEPARTMENT

PUBLIC WORKS

310 - Parks	Actual FY 18-19	Actual FY 19-20	Budget FY 20-21	Proposed FY 21-22	Approved FY 21-22	Adopted FY 21-22
Charges for Services						
341520 System Development Charges	25,955	38,299	25,000	34,698	34,698	34,698
341580 Camping Fees	11,293	11,580	12,000	0	0	0
342310 Parking Permits	32,706	27,300	32,000	0	0	0
344300 Restitution	0	369	0	0	0	0
345100 Sale of Capital Assets	0	360,000	0	0	0	0
347003 PW Services to Svc Districts	330	308	0	0	0	0
347005 PW Services to County Depts	15,356	25,611	15,000	11,000	11,000	11,000
Charges for Services Total	85,640	463,467	84,000	45,698	45,698	45,698
Interest						
361000 Investment Earnings	5,181	11,097	9,000	7,341	7,341	7,341
Interest Total	5,181	11,097	9,000	7,341	7,341	7,341
Other Revenues						
372000 Over and Short	169	59	0	0	0	0
373100 Special Program Donations	1,628	0	0	0	0	0
Other Revenues Total	1,797	59	0	0	0	0
General Fund Transfers						
381100 Transfer from General Fund	221,595	179,759	171,443	263,915	263,915	263,915
General Fund Transfers Total	221,595	179,759	171,443	263,915	263,915	263,915
Other Fund Transfers						
381515 Xfr from Stormwater Management	0	14,455	0	0	0	0
Other Fund Transfers Total	0	14,455	0	0	0	0
Settlements						
382100 Settlements	1,518	0	0	0	0	0
Settlements Total	1,518	0	0	0	0	0
Net Working Capital						
392000 Net Working Capital Unrestr	456,117	435,575	741,768	705,280	705,280	705,280
Net Working Capital Total	456,117	435,575	741,768	705,280	705,280	705,280
Parks Total	1,079,117	1,389,358	1,314,211	1,283,184	1,283,184	1,283,184
320 - Surveyor	Actual FY 18-19	Actual FY 19-20	Budget FY 20-21	Proposed FY 21-22	Approved FY 21-22	Adopted FY 21-22
Intergovernmental Federal						
331401 Coronavirus Relief Fund	0	77	0	0	0	0
Intergovernmental Federal Total	0	77	0	0	0	0
Charges for Services						
341110 Corner Restoration Record Fees	414,656	522,178	500,000	620,000	620,000	620,000
341120 Road Vacation Fees	0	2,500	0	0	0	0
341430 Copy Machine Fees	356	137	150	75	75	75
341670 Surveyor Fees	132,681	133,913	140,000	188,050	188,050	188,050

MARION COUNTY FY 2021-22 BUDGET

BY DEPARTMENT

PUBLIC WORKS

320 - Surveyor	Actual FY 18-19	Actual FY 19-20	Budget FY 20-21	Proposed FY 21-22	Approved FY 21-22	Adopted FY 21-22
Charges for Services						
347005 PW Services to County Depts	33,139	8,434	30,000	433,987	433,987	433,987
Charges for Services Total	580,832	667,162	670,150	1,242,112	1,242,112	1,242,112
Interest						
361000 Investment Earnings	36,815	42,234	40,000	25,000	25,000	25,000
Interest Total	36,815	42,234	40,000	25,000	25,000	25,000
General Fund Transfers						
381100 Transfer from General Fund	101,659	101,659	101,659	140,342	140,342	140,342
General Fund Transfers Total	101,659	101,659	101,659	140,342	140,342	140,342
Net Working Capital						
392000 Net Working Capital Unrestr	2,108,134	2,341,620	2,610,518	3,022,050	3,022,050	3,022,050
Net Working Capital Total	2,108,134	2,341,620	2,610,518	3,022,050	3,022,050	3,022,050
Surveyor Total	2,827,440	3,152,752	3,422,327	4,429,504	4,429,504	4,429,504
330 - Building Inspection	Actual FY 18-19	Actual FY 19-20	Budget FY 20-21	Proposed FY 21-22	Approved FY 21-22	Adopted FY 21-22
Licenses and Permits						
323010 Structural Permits	3,942,108	3,895,784	3,500,000	3,500,000	3,500,000	3,500,000
Licenses and Permits Total	3,942,108	3,895,784	3,500,000	3,500,000	3,500,000	3,500,000
Intergovernmental Federal						
331401 Coronavirus Relief Fund	0	6,648	0	0	0	0
Intergovernmental Federal Total	0	6,648	0	0	0	0
Intergovernmental State						
332990 Other State Revenues	3,039	(64)	0	0	0	0
Intergovernmental State Total	3,039	(64)	0	0	0	0
Charges for Services						
347005 PW Services to County Depts	0	2,807	0	3,500	3,500	3,500
Charges for Services Total	0	2,807	0	3,500	3,500	3,500
Interest						
361000 Investment Earnings	59,688	80,445	66,000	50,000	50,000	50,000
Interest Total	59,688	80,445	66,000	50,000	50,000	50,000
Other Revenues						
372000 Over and Short	50	0	0	0	0	0
Other Revenues Total	50	0	0	0	0	0
Net Working Capital						
392000 Net Working Capital Unrestr	3,381,385	4,531,629	5,416,472	5,302,627	5,302,627	5,302,627
Net Working Capital Total	3,381,385	4,531,629	5,416,472	5,302,627	5,302,627	5,302,627
Building Inspection Total	7,386,271	8,517,249	8,982,472	8,856,127	8,856,127	8,856,127
510 - Environmental Services	Actual FY 18-19	Actual FY 19-20	Budget FY 20-21	Proposed FY 21-22	Approved FY 21-22	Adopted FY 21-22
Taxes						
312110 Franchise Fees Trash Collect	414,299	455,648	400,000	400,262	400,262	400,262
Taxes Total	414,299	455,648	400,000	400,262	400,262	400,262

MARION COUNTY FY 2021-22 BUDGET

BY DEPARTMENT

PUBLIC WORKS

510 - Environmental Services	Actual FY 18-19	Actual FY 19-20	Budget FY 20-21	Proposed FY 21-22	Approved FY 21-22	Adopted FY 21-22
Intergovernmental Federal						
331401 Coronavirus Relief Fund	0	23,422	0	0	0	0
Intergovernmental Federal Total	0	23,422	0	0	0	0
Intergovernmental State						
332087 OR Dept Environmental Quality	0	0	57,200	57,200	57,200	57,200
332990 Other State Revenues	5,500	0	0	0	0	0
Intergovernmental State Total	5,500	0	57,200	57,200	57,200	57,200
Charges for Services						
341490 Ferrous Metal Fees	519,929	309,576	295,029	0	0	0
341500 Electricity Generation Fees	1,152,429	1,730,990	1,600,000	0	0	0
341999 Other Fees	2,100	775	0	0	0	0
342200 Property Leases	36,978	48,404	36,978	36,299	36,299	36,299
342610 Browns Island Tipping Fees	563,446	505,096	434,277	316,274	316,274	316,274
342620 Waste to Energy Tipping Fees	12,398,518	12,890,558	12,695,866	12,488,896	12,488,896	12,488,896
342640 N Marion Tipping Fees	2,371,674	2,696,866	2,732,854	2,616,752	2,616,752	2,616,752
342645 Appliance Metal Recovery Fees	22,838	20,551	0	24,292	24,292	24,292
342650 SKRTS Tipping Fees	6,155,656	6,710,237	7,187,133	6,569,829	6,569,829	6,569,829
342660 Browns Island Composting Fees	67,958	89,122	70,685	93,505	93,505	93,505
342672 Medical Waste Blue Bin Fees	1,286,385	1,532,502	1,772,031	0	0	0
342673 Medical Waste Gray Bin Fees	906,760	1,344,332	1,337,875	0	0	0
342674 WTEF Supplemental Waste Fees	207,945	545,902	582,900	0	0	0
342675 WTEF Suppl Waste Environ Fees	23,052	13,722	0	0	0	0
342690 Other Tipping Fees	102,398	0	0	0	0	0
344300 Restitution	0	111	0	0	0	0
344999 Other Reimbursements	197,670	52,759	120,000	1,320,435	1,320,435	1,320,435
345100 Sale of Capital Assets	253,269	3,128	0	0	0	0
347003 PW Services to Svc Districts	182,362	181,154	175,000	220,000	220,000	220,000
347005 PW Services to County Depts	44,813	27,013	5,000	5,000	5,000	5,000
Charges for Services Total	26,496,179	28,702,796	29,045,628	23,691,282	23,691,282	23,691,282
Interest						
361000 Investment Earnings	253,934	315,420	297,000	175,000	175,000	175,000
Interest Total	253,934	315,420	297,000	175,000	175,000	175,000
Other Revenues						
371100 Recoveries from Collections	4,334	734	0	0	0	0
372000 Over and Short	(1,127)	(366)	0	0	0	0
Other Revenues Total	3,207	368	0	0	0	0

MARION COUNTY FY 2021-22 BUDGET

BY DEPARTMENT

PUBLIC WORKS

510 - Environmental Services	Actual FY 18-19	Actual FY 19-20	Budget FY 20-21	Proposed FY 21-22	Approved FY 21-22	Adopted FY 21-22
Other Fund Transfers						
381310 Transfer from Parks	0	15,511	0	0	0	0
Other Fund Transfers Total	0	15,511	0	0	0	0
Settlements						
382100 Settlements	0	787,334	0	0	0	0
Settlements Total	0	787,334	0	0	0	0
Net Working Capital						
392000 Net Working Capital Unrestr	14,593,905	16,759,430	21,517,114	24,565,768	24,565,768	24,565,768
Net Working Capital Total	14,593,905	16,759,430	21,517,114	24,565,768	24,565,768	24,565,768
Environmental Services Total	41,767,024	47,059,928	51,316,942	48,889,512	48,889,512	48,889,512
515 - Stormwater Management	Actual FY 18-19	Actual FY 19-20	Budget FY 20-21	Proposed FY 21-22	Approved FY 21-22	Adopted FY 21-22
Intergovernmental Federal						
331401 Coronavirus Relief Fund	0	1,528	0	0	0	0
Intergovernmental Federal Total	0	1,528	0	0	0	0
Charges for Services						
342551 Stormwater Commercial Fees	159,222	0	0	0	0	0
342552 Stormwater Fees	377,159	620,172	634,577	634,169	634,169	634,169
342553 Stormwater MF Residential Fees	94,554	0	0	0	0	0
347002 PW Services to Cities	3,116	0	0	0	0	0
347003 PW Services to Svc Districts	67,060	67,358	72,739	91,061	91,061	91,061
347005 PW Services to County Depts	282,881	216,327	375,326	280,274	280,274	280,274
Charges for Services Total	983,991	903,856	1,082,642	1,005,504	1,005,504	1,005,504
Interest						
361000 Investment Earnings	15,766	17,442	16,000	9,000	9,000	9,000
Interest Total	15,766	17,442	16,000	9,000	9,000	9,000
Net Working Capital						
392000 Net Working Capital Unrestr	967,688	1,073,880	1,161,254	1,237,574	1,237,574	1,237,574
Net Working Capital Total	967,688	1,073,880	1,161,254	1,237,574	1,237,574	1,237,574
Stormwater Management Total	1,967,445	1,996,707	2,259,896	2,252,078	2,252,078	2,252,078
595 - Fleet Management	Actual FY 18-19	Actual FY 19-20	Budget FY 20-21	Proposed FY 21-22	Approved FY 21-22	Adopted FY 21-22
Intergovernmental Federal						
331401 Coronavirus Relief Fund	0	1,836	0	0	0	0
Intergovernmental Federal Total	0	1,836	0	0	0	0
Charges for Services						
342400 Fleet Rentals	1,582,479	1,566,037	1,677,559	1,832,509	1,832,509	1,832,509
342410 Motor Pool Mileage Charges	43,740	31,915	46,750	13,000	13,000	13,000
344999 Other Reimbursements	(14,620)	0	0	0	0	0
345100 Sale of Capital Assets	329,973	197,983	364,000	300,000	300,000	300,000

MARION COUNTY FY 2021-22 BUDGET

BY DEPARTMENT

PUBLIC WORKS

595 - Fleet Management	Actual FY 18-19	Actual FY 19-20	Budget FY 20-21	Proposed FY 21-22	Approved FY 21-22	Adopted FY 21-22
Charges for Services						
347004 PW Services to Other Agencies	5,347	1,364	1,000	1,000	1,000	1,000
Charges for Services Total	1,946,920	1,797,299	2,089,309	2,146,509	2,146,509	2,146,509
General Fund Transfers						
381100 Transfer from General Fund	56,346	0	32,700	10,150	10,150	10,150
General Fund Transfers Total	56,346	0	32,700	10,150	10,150	10,150
Other Fund Transfers						
381125 Transfer from Juvenile Grants	19,773	0	0	0	0	0
381130 Transfer from Public Works	32,628	82,055	70,875	0	0	0
381190 Transfer from Health	86,834	18,630	179,311	0	0	0
381245 Xfr from Public Safety ESSD	126,888	108,006	3,492	0	0	0
381320 Transfer from Surveyor	0	0	49,875	0	0	0
381330 Transfer from Building Insp	27,351	0	1,968	0	0	0
381510 Transfer from Env Services	0	50,324	0	0	0	0
381515 Xfr from Stormwater Management	0	53,180	0	0	0	0
Other Fund Transfers Total	293,473	312,195	305,521	0	0	0
Settlements						
382100 Settlements	40,743	13,788	0	0	0	0
Settlements Total	40,743	13,788	0	0	0	0
Net Working Capital						
392000 Net Working Capital Unrestr	1,640,441	2,196,864	2,010,548	1,282,132	1,282,132	1,282,132
Net Working Capital Total	1,640,441	2,196,864	2,010,548	1,282,132	1,282,132	1,282,132
Fleet Management Total	3,977,923	4,321,983	4,438,078	3,438,791	3,438,791	3,438,791
Public Works Grand Total	122,256,509	131,351,795	142,489,560	148,150,926	148,150,926	148,150,926

MARION COUNTY FY 2021-22 BUDGET

BY DEPARTMENT

PUBLIC WORKS

Requirements by Fund Detail

130 - Public Works	Actual FY 18-19	Actual FY 19-20	Budget FY 20-21	Proposed FY 21-22	Approved FY 21-22	Adopted FY 21-22
Personnel Services						
Salaries and Wages						
511020 Salaries and Wages Budget Only	0	0	9,311	0	0	0
511110 Regular Wages	6,125,659	6,520,777	9,312,672	9,340,975	9,340,975	9,340,975
511120 Temporary Wages	362,783	347,122	698,571	671,128	671,128	671,128
511130 Vacation Pay	393,725	395,810	0	0	0	0
511140 Sick Pay	268,461	299,672	0	0	0	0
511141 Emergency Sick Pay	0	4,365	0	0	0	0
511150 Holiday Pay	359,872	399,245	0	0	0	0
511160 Comp Time Pay	115,234	99,080	1,000	0	0	0
511180 Differential Pay	3,618	3,247	0	0	0	0
511210 Compensation Credits	156,804	126,692	122,030	115,475	115,475	115,475
511220 Pager Pay	38,855	37,710	39,000	39,000	39,000	39,000
511240 Leave Payoff	117,074	74,822	1,000	0	0	0
511270 Leadworker Pay	189	4	0	0	0	0
511290 Health Insurance Waiver Pay	13,135	17,311	22,008	19,200	19,200	19,200
511420 Premium Pay	100,055	98,510	158,828	185,878	185,878	185,878
511450 Premium Pay Temps	9,932	10,823	11,705	11,259	11,259	11,259
Salaries and Wages Total	8,065,398	8,435,191	10,376,125	10,382,915	10,382,915	10,382,915
Fringe Benefits						
512010 Fringe Benefits Budget Only	0	0	63,056	72,934	72,934	72,934
512110 PERS	1,337,041	1,707,147	2,330,639	2,413,967	2,413,967	2,413,967
512120 401K	48,910	48,645	62,531	60,232	60,232	60,232
512130 PERS Debt Service	510,675	496,443	505,923	421,665	421,665	421,665
512200 FICA	608,916	633,794	774,875	774,589	774,589	774,589
512310 Medical Insurance	1,958,597	2,038,960	2,429,462	2,502,423	2,502,423	2,502,423
512320 Dental Insurance	175,329	173,707	204,216	210,689	210,689	210,689
512330 Group Term Life Insurance	12,971	13,913	22,110	22,169	22,169	22,169
512340 Long Term Disability Insurance	26,567	28,396	34,631	34,740	34,740	34,740
512400 Unemployment Insurance	24,340	25,432	28,367	28,423	28,423	28,423
512520 Workers Comp Insurance	3,275	2,946	5,351	5,205	5,205	5,205
512600 Wellness Program	5,054	5,219	6,239	6,080	6,080	6,080
512610 Employee Assistance Program	4,066	4,428	5,298	5,631	5,631	5,631
512700 County HSA Contributions	10,296	8,249	1,950	0	0	0
Fringe Benefits Total	4,726,037	5,187,279	6,474,648	6,558,747	6,558,747	6,558,747
Personnel Services Total	12,791,435	13,622,470	16,850,773	16,941,662	16,941,662	16,941,662
Materials and Services						
Supplies						
521010 Office Supplies	12,311	11,364	15,585	13,488	13,488	13,488

MARION COUNTY FY 2021-22 BUDGET

BY DEPARTMENT

PUBLIC WORKS

130 - Public Works	Actual FY 18-19	Actual FY 19-20	Budget FY 20-21	Proposed FY 21-22	Approved FY 21-22	Adopted FY 21-22
Materials and Services						
521030 Field Supplies	64,427	55,327	70,422	32,372	32,372	32,372
521050 Janitorial Supplies	6,519	9,156	2,425	825	825	825
521060 Electrical Supplies	11,654	24,523	18,750	18,150	18,150	18,150
521070 Departmental Supplies	16,760	25,612	23,500	22,750	22,750	22,750
521080 Food Supplies	1,632	1,134	1,950	1,950	1,950	1,950
521090 Uniforms and Clothing	315	4,323	8,500	9,750	9,750	9,750
521100 Medical Supplies	0	394	0	0	0	0
521110 First Aid Supplies	738	0	1,200	1,200	1,200	1,200
521190 Publications	1,927	527	2,590	2,840	2,840	2,840
521210 Gasoline	118,644	108,698	122,307	117,450	117,450	117,450
521220 Diesel	297,565	226,967	232,000	232,000	232,000	232,000
521230 Propane	1,165	4,644	8,850	9,300	9,300	9,300
521240 Automotive Supplies	7,094	6,846	5,450	5,450	5,450	5,450
521241 Oil and Lubricants	15,337	14,085	14,100	13,600	13,600	13,600
521300 Safety Clothing	23,512	24,172	45,542	43,842	43,842	43,842
521310 Safety Equipment	37,429	29,214	40,000	44,000	44,000	44,000
Supplies Total	617,029	546,985	613,171	568,967	568,967	568,967
Materials						
522010 Liquid Asphalt	1,025,885	912,942	1,233,934	1,120,680	1,120,680	1,120,680
522020 Crushed Rock	601,131	639,777	754,440	593,400	593,400	593,400
522030 Pipe	3,017	14,065	31,100	31,100	31,100	31,100
522050 Bridge Materials	14,205	22,223	37,880	44,880	44,880	44,880
522060 Sign Materials	122,705	105,269	92,975	98,025	98,025	98,025
522070 Paint	678,689	742,626	1,045,401	1,003,400	1,003,400	1,003,400
522080 Building Materials	2,623	2,279	6,700	6,700	6,700	6,700
522090 Chemical Sprays	35,397	51,358	75,000	75,000	75,000	75,000
522100 Parts	376,335	294,704	229,500	215,500	215,500	215,500
522110 Batteries	15,175	7,552	13,500	13,375	13,375	13,375
522120 Tires and Accessories	37,253	28,879	65,000	65,000	65,000	65,000
522140 Small Tools	18,880	18,726	25,450	33,925	33,925	33,925
522150 Small Office Equipment	13,421	6,916	22,770	19,350	19,350	19,350
522160 Small Departmental Equipment	44,652	19,840	133,560	105,010	105,010	105,010
522170 Computers Non Capital	31,774	28,710	50,230	10,480	10,480	10,480
522180 Software	6,772	12,902	22,100	7,800	7,800	7,800
522190 Asphalt Concrete	530,253	355,567	574,575	574,575	574,575	574,575
522240 Deicer	23,162	13,633	15,000	16,750	16,750	16,750
Materials Total	3,581,330	3,277,966	4,429,115	4,034,950	4,034,950	4,034,950
Communications						
523010 Telephone Equipment	58	10	612	358	358	358
523020 Phone and Communication Svcs	23,549	25,291	32,800	28,700	28,700	28,700
523040 Data Connections	20,389	25,776	27,140	33,980	33,980	33,980

MARION COUNTY FY 2021-22 BUDGET

BY DEPARTMENT

PUBLIC WORKS

130 - Public Works	Actual FY 18-19	Actual FY 19-20	Budget FY 20-21	Proposed FY 21-22	Approved FY 21-22	Adopted FY 21-22
Materials and Services						
523050 Postage	70	15	70	70	70	70
523060 Cellular Phones	21,970	24,362	20,000	39,340	39,340	39,340
523090 Long Distance Charges	883	901	875	700	700	700
523100 Radios and Accessories	50,077	20,161	422,000	168,000	168,000	168,000
Communications Total	116,995	96,516	503,497	271,148	271,148	271,148
Utilities						
524010 Electricity	162,372	163,731	176,700	192,100	192,100	192,100
524020 City Operations and St Lights	20,342	7,994	15,601	19,301	19,301	19,301
524030 Traffic Signal Electricity	29,105	27,957	32,000	32,000	32,000	32,000
524040 Natural Gas	30,173	27,709	35,000	25,000	25,000	25,000
524050 Water	1,489	795	1,475	825	825	825
524070 Sewer	1,873	658	2,096	650	650	650
524090 Garbage Disposal and Recycling	14,880	21,687	29,620	29,000	29,000	29,000
Utilities Total	260,234	250,530	292,492	298,876	298,876	298,876
Contracted Services						
525110 Consulting Services	51,914	13,280	200,000	100,000	100,000	100,000
525155 Credit Card Fees	7,400	7,976	9,800	10,300	10,300	10,300
525158 Armored Car Services	8,617	10,871	9,600	12,600	12,600	12,600
525175 Temporary Staffing	16,672	0	0	0	0	0
525235 Laboratory Services	11,397	10,520	27,470	23,300	23,300	23,300
525310 Laundry Services	2,340	1,500	0	0	0	0
525320 Food Services	679	679	800	850	850	850
525355 Engineering Services	86,555	261,284	900,000	555,000	555,000	555,000
525360 Public Works Services	73,083	46,408	27,500	212,200	212,200	212,200
525365 Striping Services	62,993	0	75,000	75,000	75,000	75,000
525370 Stormwater Services	137,167	129,159	136,000	151,581	151,581	151,581
525405 Code Enforcement Services	49,948	51,481	53,512	48,345	48,345	48,345
525410 Dispatch Services	38,025	39,166	40,000	41,575	41,575	41,575
525450 Subscription Services	27,107	33,965	59,721	36,970	36,970	36,970
525555 Security Services	575	0	0	0	0	0
525710 Printing Services	4,631	3,109	10,750	5,760	5,760	5,760
525715 Advertising	9,256	1,944	1,800	1,650	1,650	1,650
525735 Mail Services	8,507	7,593	10,500	9,100	9,100	9,100
525740 Document Disposal Services	324	384	325	450	450	450
525862 Tire Hauling Services	328	350	450	600	600	600
525870 Hazardous Waste Disposal	16,883	39,367	48,000	77,000	77,000	77,000
525999 Other Contracted Services	508,082	446,624	1,102,948	808,970	808,970	808,970
Contracted Services Total	1,122,483	1,105,660	2,714,176	2,171,251	2,171,251	2,171,251
Repairs and Maintenance						
526011 Dept Equipment Maintenance	20,503	20,489	21,100	21,000	21,000	21,000
526012 Vehicle Maintenance	157,875	91,339	135,000	135,000	135,000	135,000

MARION COUNTY FY 2021-22 BUDGET

BY DEPARTMENT

PUBLIC WORKS

130 - Public Works	Actual FY 18-19	Actual FY 19-20	Budget FY 20-21	Proposed FY 21-22	Approved FY 21-22	Adopted FY 21-22
Materials and Services						
526013 Ferry Maintenance	1,179	5,282	30,000	30,000	30,000	30,000
526014 Radio Maintenance	466	4,516	5,800	7,300	7,300	7,300
526020 Computer Hardware Maintenance	5,130	0	3,200	3,000	3,000	3,000
526021 Computer Software Maintenance	38,743	19,353	27,300	64,551	64,551	64,551
526030 Building Maintenance	29,637	52,588	55,000	55,000	55,000	55,000
526032 Roof Maintenance	23	0	5,000	5,000	5,000	5,000
526040 Remodels and Site Improvements	2,194	0	4,500	0	0	0
526050 Grounds Maintenance	2,899	938	10,000	10,000	10,000	10,000
526060 Traffic Signal Maintenance	46,694	21,843	30,200	62,500	62,500	62,500
526062 Sewer Maintenance	875	480	5,000	5,000	5,000	5,000
Repairs and Maintenance Total	306,218	216,827	332,100	398,351	398,351	398,351
Rentals						
527100 Vehicle Rental	188	0	825	600	600	600
527110 Fleet Leases	242,896	236,647	256,063	268,995	268,995	268,995
527120 Motor Pool Mileage	4,223	3,978	7,350	6,500	6,500	6,500
527130 Parking	66	135	200	200	200	200
527140 County Parking	660	660	660	660	660	660
527200 Building Rental County	12,482	20,011	18,095	18,906	18,906	18,906
527300 Equipment Rental	43,121	32,380	64,480	72,863	72,863	72,863
Rentals Total	303,636	293,811	347,673	368,724	368,724	368,724
Insurance						
528110 Liability Insurance Premiums	33,477	35,007	34,680	35,440	35,440	35,440
528415 Auto Claims	3,803	5,174	500	500	500	500
Insurance Total	37,280	40,181	35,180	35,940	35,940	35,940
Miscellaneous						
529110 Mileage Reimbursement	2,614	1,297	3,352	2,800	2,800	2,800
529120 Commercial Travel	1,506	542	5,700	6,750	6,750	6,750
529130 Meals	7,528	3,671	11,056	10,200	10,200	10,200
529140 Lodging	10,253	3,399	18,954	19,550	19,550	19,550
529210 Meetings	842	3,203	15,700	3,100	3,100	3,100
529220 Conferences	12,014	6,242	24,624	21,600	21,600	21,600
529230 Training	12,367	82,029	70,396	96,663	96,663	96,663
529250 Tuition Reimbursement	0	791	0	0	0	0
529300 Dues and Memberships	10,606	12,210	17,922	19,100	19,100	19,100
529650 Pre Employment Costs	9,163	6,868	8,900	8,950	8,950	8,950
529740 Fairs and Shows	101	0	500	0	0	0
529820 Vehicle Registration	0	807	250	250	250	250
529840 Professional Licenses	2,569	1,823	10,675	10,275	10,275	10,275
529850 Device Licenses	34,300	52	0	0	0	0
529860 Permits	2,758	12,896	12,350	9,680	9,680	9,680

MARION COUNTY FY 2021-22 BUDGET

BY DEPARTMENT

PUBLIC WORKS

130 - Public Works	Actual FY 18-19	Actual FY 19-20	Budget FY 20-21	Proposed FY 21-22	Approved FY 21-22	Adopted FY 21-22
Materials and Services						
529880 Recording Charges	2,242	4,408	4,400	4,000	4,000	4,000
529910 Awards and Recognition	0	902	10,000	21,250	21,250	21,250
529999 Miscellaneous Expense	3	54	0	0	0	0
Miscellaneous Total	108,867	141,195	214,779	234,168	234,168	234,168
Materials and Services Total	6,454,071	5,969,672	9,482,183	8,382,375	8,382,375	8,382,375
Administrative Charges						
611100 County Admin Allocation	226,640	199,975	246,095	286,120	286,120	286,120
611210 Facilities Mgt Allocation	284,357	275,143	331,596	346,550	346,550	346,550
611220 Custodial Allocation	154,032	174,032	194,002	197,728	197,728	197,728
611230 Courier Allocation	6,807	7,535	8,512	9,737	9,737	9,737
611250 Risk Management Allocation	53,935	46,811	76,713	78,395	78,395	78,395
611255 Benefits Allocation	46,810	48,371	0	0	0	0
611260 Human Resources Allocation	178,637	180,202	284,013	287,679	287,679	287,679
611300 Legal Services Allocation	41,777	48,503	47,723	67,959	67,959	67,959
611400 Information Tech Allocation	395,367	420,213	476,427	504,110	504,110	504,110
611410 FIMS Allocation	293,190	313,506	255,314	291,083	291,083	291,083
611420 Telecommunications Allocation	27,259	28,399	35,464	39,576	39,576	39,576
611430 Info Tech Direct Charges	318,828	351,187	397,669	472,717	472,717	472,717
611600 Finance Allocation	302,454	299,597	361,984	386,324	386,324	386,324
611800 MCBEE Allocation	4,641	2,495	34,927	8,574	8,574	8,574
612100 IT Equipment Use Charges	72,862	47,263	84,995	85,173	85,173	85,173
614100 Liability Insurance Allocation	164,700	166,100	151,401	140,900	140,900	140,900
614200 WC Insurance Allocation	96,200	90,800	99,004	119,200	119,200	119,200
Administrative Charges Total	2,668,496	2,700,132	3,085,839	3,321,825	3,321,825	3,321,825
Capital Outlay						
531300 Departmental Equipment Capital	72,450	13,768	482,172	753,030	753,030	753,030
532100 Automobiles	0	4,183	199,500	0	0	0
532200 Pickups and Trucks	43,174	0	0	0	0	0
532400 Off Road Vehicles	199,634	88,556	123,500	0	0	0
532500 Road Maintenance Vehicles	491,161	657,425	775,702	1,586,513	1,586,513	1,586,513
532600 Ferries	51,476	528,256	797,600	1,090,250	1,090,250	1,090,250
533110 Road Resurfacing	5,304,888	3,981,920	4,460,000	3,000,000	3,000,000	3,000,000
533170 Road Construction	665,383	3,698,237	7,793,500	6,520,250	6,520,250	6,520,250
533180 Safety Improvements	859,830	186,239	1,657,750	2,566,750	2,566,750	2,566,750
533200 Traffic Signals	72,214	933,950	1,399,000	1,369,250	1,369,250	1,369,250
533500 Bridge Construction	1,157,227	192,916	2,411,321	6,325,085	6,325,085	6,325,085
534101 Building Design	0	0	0	787,500	787,500	787,500
534600 Site Improvements	41,416	275,747	406,000	63,021	63,021	63,021
535110 Right of Way	102,376	105,730	0	0	0	0
Capital Outlay Total	9,061,229	10,666,926	20,506,045	24,061,649	24,061,649	24,061,649

MARION COUNTY FY 2021-22 BUDGET

BY DEPARTMENT

PUBLIC WORKS

130 - Public Works	Actual FY 18-19	Actual FY 19-20	Budget FY 20-21	Proposed FY 21-22	Approved FY 21-22	Adopted FY 21-22
Transfers Out						
561480 Xfer to Capital Impr Projects	51,991	0	30,000	131,320	131,320	131,320
561595 Transfer to Fleet Management	32,628	82,055	70,875	0	0	0
Transfers Out Total	84,619	82,055	100,875	131,320	131,320	131,320
Contingency						
571010 Contingency	0	0	4,821,312	4,519,158	4,519,158	4,519,158
Contingency Total	0	0	4,821,312	4,519,158	4,519,158	4,519,158
Ending Fund Balance						
573010 Unapprop Ending Fund Balance	0	0	14,787,027	20,508,036	20,508,036	20,508,036
Ending Fund Balance Total	0	0	14,787,027	20,508,036	20,508,036	20,508,036
Public Works Total	31,059,850	33,041,254	69,634,054	77,866,025	77,866,025	77,866,025
305 - Land Use Planning	Actual FY 18-19	Actual FY 19-20	Budget FY 20-21	Proposed FY 21-22	Approved FY 21-22	Adopted FY 21-22
Personnel Services						
Salaries and Wages						
511110 Regular Wages	344,337	300,046	395,088	393,957	393,957	393,957
511130 Vacation Pay	40,637	21,863	0	0	0	0
511140 Sick Pay	15,808	5,273	0	0	0	0
511141 Emergency Sick Pay	0	511	0	0	0	0
511150 Holiday Pay	18,461	15,621	0	0	0	0
511160 Comp Time Pay	355	964	0	0	0	0
511210 Compensation Credits	17,467	16,209	11,220	8,527	8,527	8,527
511240 Leave Payoff	3,675	6,765	1,800	11,000	11,000	11,000
511290 Health Insurance Waiver Pay	0	921	2,400	4,800	4,800	4,800
511420 Premium Pay	13	210	0	0	0	0
Salaries and Wages Total	440,753	368,383	410,508	418,284	418,284	418,284
Fringe Benefits						
512110 PERS	96,991	81,884	93,798	97,138	97,138	97,138
512120 401K	5,250	3,645	3,767	3,908	3,908	3,908
512130 PERS Debt Service	9,493	8,241	21,867	18,126	18,126	18,126
512200 FICA	33,698	28,380	31,266	31,158	31,158	31,158
512310 Medical Insurance	90,012	67,843	74,520	60,858	60,858	60,858
512320 Dental Insurance	8,322	5,948	6,264	5,124	5,124	5,124
512330 Group Term Life Insurance	776	597	940	937	937	937
512340 Long Term Disability Insurance	1,585	1,226	1,472	1,468	1,468	1,468
512400 Unemployment Insurance	1,349	1,132	1,227	1,221	1,221	1,221
512520 Workers Comp Insurance	122	102	165	165	165	165
512600 Wellness Program	226	182	220	220	220	220
512610 Employee Assistance Program	182	154	187	204	204	204

MARION COUNTY FY 2021-22 BUDGET

BY DEPARTMENT

PUBLIC WORKS

305 - Land Use Planning	Actual FY 18-19	Actual FY 19-20	Budget FY 20-21	Proposed FY 21-22	Approved FY 21-22	Adopted FY 21-22
Personnel Services						
512700 County HSA Contributions	3,088	1,526	2,600	0	0	0
Fringe Benefits Total	251,094	200,859	238,293	220,527	220,527	220,527
Personnel Services Total	691,847	569,243	648,801	638,811	638,811	638,811
Materials and Services						
Supplies						
521010 Office Supplies	2,025	1,825	3,100	2,190	2,190	2,190
521070 Departmental Supplies	0	555	0	0	0	0
521190 Publications	50	55	75	75	75	75
Supplies Total	2,075	2,435	3,175	2,265	2,265	2,265
Materials						
522150 Small Office Equipment	0	786	1,000	1,000	1,000	1,000
522170 Computers Non Capital	0	4,068	1,500	1,500	1,500	1,500
522180 Software	0	1,350	0	1,000	1,000	1,000
Materials Total	0	6,203	2,500	3,500	3,500	3,500
Communications						
523060 Cellular Phones	0	434	800	1,500	1,500	1,500
523090 Long Distance Charges	170	201	200	300	300	300
Communications Total	170	634	1,000	1,800	1,800	1,800
Contracted Services						
525110 Consulting Services	13,400	10,283	15,000	15,000	15,000	15,000
525155 Credit Card Fees	0	274	8,000	5,000	5,000	5,000
525360 Public Works Services	340	2,044	41,546	48,911	48,911	48,911
525405 Code Enforcement Services	24,356	23,973	24,919	45,593	45,593	45,593
525710 Printing Services	23	223	300	150	150	150
525715 Advertising	4,549	4,217	3,500	2,500	2,500	2,500
525735 Mail Services	3,000	2,804	4,000	4,000	4,000	4,000
525740 Document Disposal Services	0	2	20	20	20	20
Contracted Services Total	45,668	43,820	97,285	121,174	121,174	121,174
Repairs and Maintenance						
526021 Computer Software Maintenance	0	0	0	1,500	1,500	1,500
526030 Building Maintenance	0	68	750	0	0	0
Repairs and Maintenance Total	0	68	750	1,500	1,500	1,500
Rentals						
527120 Motor Pool Mileage	710	553	800	750	750	750
527200 Building Rental County	15,353	11,921	12,226	13,362	13,362	13,362
527300 Equipment Rental	3,641	3,849	3,980	4,203	4,203	4,203
Rentals Total	19,704	16,323	17,006	18,315	18,315	18,315
Miscellaneous						
529110 Mileage Reimbursement	0	225	500	500	500	500
529140 Lodging	0	216	0	0	0	0

MARION COUNTY FY 2021-22 BUDGET

BY DEPARTMENT

PUBLIC WORKS

305 - Land Use Planning	Actual FY 18-19	Actual FY 19-20	Budget FY 20-21	Proposed FY 21-22	Approved FY 21-22	Adopted FY 21-22
Materials and Services						
529220 Conferences	0	300	0	0	0	0
529230 Training	0	2,956	5,500	5,500	5,500	5,500
529300 Dues and Memberships	644	1,157	3,500	3,500	3,500	3,500
529650 Pre Employment Costs	0	119	0	0	0	0
529840 Professional Licenses	0	0	700	700	700	700
529880 Recording Charges	457	70	500	300	300	300
529999 Miscellaneous Expense	25	0	0	0	0	0
Miscellaneous Total	1,126	5,043	10,700	10,500	10,500	10,500
Materials and Services Total	68,742	74,527	132,416	159,054	159,054	159,054
Administrative Charges						
611100 County Admin Allocation	9,893	7,057	8,932	9,538	9,538	9,538
611230 Courier Allocation	345	278	309	361	361	361
611250 Risk Management Allocation	992	1,130	2,543	2,260	2,260	2,260
611255 Benefits Allocation	2,376	1,782	0	0	0	0
611260 Human Resources Allocation	9,068	6,640	10,309	10,683	10,683	10,683
611300 Legal Services Allocation	189,221	227,998	255,705	257,068	257,068	257,068
611400 Information Tech Allocation	14,483	14,338	17,348	15,282	15,282	15,282
611410 FIMS Allocation	10,725	10,576	9,266	8,645	8,645	8,645
611420 Telecommunications Allocation	1,010	963	1,288	1,174	1,174	1,174
611430 Info Tech Direct Charges	11,652	11,927	14,450	14,088	14,088	14,088
611600 Finance Allocation	7,737	7,188	7,531	8,405	8,405	8,405
611800 MCBEE Allocation	170	84	1,267	255	255	255
612100 IT Equipment Use Charges	2,653	1,615	3,115	2,581	2,581	2,581
614100 Liability Insurance Allocation	3,000	4,500	6,700	5,900	5,900	5,900
614200 WC Insurance Allocation	1,800	1,700	1,600	1,600	1,600	1,600
Administrative Charges Total	265,125	297,776	340,363	337,840	337,840	337,840
Land Use Planning Total	1,025,715	941,545	1,121,580	1,135,705	1,135,705	1,135,705
310 - Parks	Actual FY 18-19	Actual FY 19-20	Budget FY 20-21	Proposed FY 21-22	Approved FY 21-22	Adopted FY 21-22
Personnel Services						
Salaries and Wages						
511110 Regular Wages	87,692	105,542	124,532	191,432	191,432	191,432
511120 Temporary Wages	80,804	72,016	49,899	102,676	102,676	102,676
511130 Vacation Pay	5,869	7,613	0	0	0	0
511140 Sick Pay	2,874	1,418	0	0	0	0
511141 Emergency Sick Pay	0	3	0	0	0	0
511150 Holiday Pay	5,978	6,310	0	0	0	0
511160 Comp Time Pay	0	1	0	0	0	0
511210 Compensation Credits	4,426	4,516	4,564	4,747	4,747	4,747
511290 Health Insurance Waiver Pay	0	0	0	2,400	2,400	2,400
511420 Premium Pay	1	0	828	827	827	827

MARION COUNTY FY 2021-22 BUDGET

BY DEPARTMENT

PUBLIC WORKS

310 - Parks	Actual FY 18-19	Actual FY 19-20	Budget FY 20-21	Proposed FY 21-22	Approved FY 21-22	Adopted FY 21-22
Personnel Services						
511450 Premium Pay Temps	2,792	2,051	4,608	2,602	2,602	2,602
Salaries and Wages Total	190,436	199,470	184,431	304,684	304,684	304,684
Fringe Benefits						
512010 Fringe Benefits Budget Only	0	0	2,011	1,269	1,269	1,269
512110 PERS	21,889	31,857	41,079	70,925	70,925	70,925
512120 401K	55	59	0	1,760	1,760	1,760
512130 PERS Debt Service	9,317	7,547	6,906	8,837	8,837	8,837
512200 FICA	14,467	15,116	13,692	23,047	23,047	23,047
512310 Medical Insurance	29,204	33,839	34,512	34,776	34,776	34,776
512320 Dental Insurance	2,564	2,885	2,900	2,928	2,928	2,928
512330 Group Term Life Insurance	192	221	295	455	455	455
512340 Long Term Disability Insurance	395	455	464	713	713	713
512400 Unemployment Insurance	571	598	388	596	596	596
512520 Workers Comp Insurance	111	97	180	330	330	330
512600 Wellness Program	72	82	120	120	120	120
512610 Employee Assistance Program	58	69	102	111	111	111
512700 County HSA Contributions	0	20	0	0	0	0
Fringe Benefits Total	78,896	92,845	102,649	145,867	145,867	145,867
Personnel Services Total	269,332	292,315	287,080	450,551	450,551	450,551
Materials and Services						
Supplies						
521010 Office Supplies	210	529	55	122	122	122
521030 Field Supplies	2,104	5,150	3,395	3,395	3,395	3,395
521050 Janitorial Supplies	682	2,258	2,450	2,450	2,450	2,450
521070 Departmental Supplies	0	394	0	0	0	0
521090 Uniforms and Clothing	0	0	1,180	1,180	1,180	1,180
521210 Gasoline	15,108	10,844	17,000	17,000	17,000	17,000
521240 Automotive Supplies	0	55	200	200	200	200
521241 Oil and Lubricants	0	0	200	200	200	200
521300 Safety Clothing	1,389	2,678	1,725	1,725	1,725	1,725
521310 Safety Equipment	0	19	500	500	500	500
Supplies Total	19,492	21,926	26,705	26,772	26,772	26,772
Materials						
522060 Sign Materials	2,679	3,097	1,000	2,000	2,000	2,000
522070 Paint	141	0	1,000	2,000	2,000	2,000
522090 Chemical Sprays	0	41	0	0	0	0
522100 Parts	667	71	0	0	0	0
522110 Batteries	12	0	0	0	0	0
522120 Tires and Accessories	156	156	0	0	0	0
522140 Small Tools	162	370	500	500	500	500

MARION COUNTY FY 2021-22 BUDGET

BY DEPARTMENT

PUBLIC WORKS

310 - Parks	Actual FY 18-19	Actual FY 19-20	Budget FY 20-21	Proposed FY 21-22	Approved FY 21-22	Adopted FY 21-22
Materials and Services						
522150 Small Office Equipment	201	797	0	0	0	0
522160 Small Departmental Equipment	317	1,150	2,000	2,000	2,000	2,000
Materials Total	4,334	5,682	4,500	6,500	6,500	6,500
Communications						
523010 Telephone Equipment	0	1,038	0	0	0	0
523020 Phone and Communication Svcs	153	434	700	0	0	0
523050 Postage	0	29	0	0	0	0
523060 Cellular Phones	865	934	1,000	1,500	1,500	1,500
523090 Long Distance Charges	14	0	10	10	10	10
Communications Total	1,032	2,434	1,710	1,510	1,510	1,510
Utilities						
524010 Electricity	1,539	1,551	1,600	1,000	1,000	1,000
524020 City Operations and St Lights	2,254	2,219	2,000	2,000	2,000	2,000
524090 Garbage Disposal and Recycling	5,213	8,885	7,700	5,900	5,900	5,900
Utilities Total	9,006	12,654	11,300	8,900	8,900	8,900
Contracted Services						
525110 Consulting Services	0	0	15,000	100,000	100,000	100,000
525235 Laboratory Services	675	395	250	100	100	100
525360 Public Works Services	45,201	51,964	103,489	110,476	110,476	110,476
525555 Security Services	18,460	20,658	24,600	24,600	24,600	24,600
525710 Printing Services	4,468	2,827	4,000	2,000	2,000	2,000
525715 Advertising	225	186	2,000	1,000	1,000	1,000
525735 Mail Services	67	67	100	100	100	100
525999 Other Contracted Services	6,973	4,236	27,850	26,850	26,850	26,850
Contracted Services Total	76,069	80,333	177,289	265,126	265,126	265,126
Repairs and Maintenance						
526011 Dept Equipment Maintenance	2,490	1,366	2,150	1,650	1,650	1,650
526012 Vehicle Maintenance	2,866	5,645	500	500	500	500
526030 Building Maintenance	3,872	7,920	7,000	4,000	4,000	4,000
526050 Grounds Maintenance	0	158	0	0	0	0
526055 Park Maintenance	63,269	19,980	39,000	35,300	35,300	35,300
Repairs and Maintenance Total	72,496	35,069	48,650	41,450	41,450	41,450
Rentals						
527110 Fleet Leases	16,021	14,902	17,808	14,649	14,649	14,649
527120 Motor Pool Mileage	20	58	100	100	100	100
527200 Building Rental County	3,002	2,331	2,437	2,663	2,663	2,663
527300 Equipment Rental	371	540	869	1,578	1,578	1,578
Rentals Total	19,414	17,831	21,214	18,990	18,990	18,990

MARION COUNTY FY 2021-22 BUDGET

BY DEPARTMENT

PUBLIC WORKS

310 - Parks	Actual FY 18-19	Actual FY 19-20	Budget FY 20-21	Proposed FY 21-22	Approved FY 21-22	Adopted FY 21-22
Materials and Services						
Insurance						
528415 Auto Claims	300	0	0	0	0	0
Insurance Total	300	0	0	0	0	0
Miscellaneous						
529110 Mileage Reimbursement	0	149	300	300	300	300
529130 Meals	0	192	400	400	400	400
529140 Lodging	0	1,204	1,900	1,400	1,400	1,400
529210 Meetings	746	425	840	840	840	840
529220 Conferences	345	345	700	700	700	700
529230 Training	0	758	1,000	1,000	1,000	1,000
529300 Dues and Memberships	99	259	900	900	900	900
529650 Pre Employment Costs	0	250	750	750	750	750
529820 Vehicle Registration	0	110	0	0	0	0
529840 Professional Licenses	0	0	500	50	50	50
529860 Permits	150	150	150	150	150	150
529999 Miscellaneous Expense	0	1,374	0	0	0	0
Miscellaneous Total	1,340	5,216	7,440	6,490	6,490	6,490
Materials and Services Total	203,486	181,145	298,808	375,738	375,738	375,738
Administrative Charges						
611100 County Admin Allocation	3,657	4,478	6,059	5,659	5,659	5,659
611230 Courier Allocation	97	176	211	171	171	171
611250 Risk Management Allocation	496	529	1,195	1,236	1,236	1,236
611255 Benefits Allocation	668	1,130	0	0	0	0
611260 Human Resources Allocation	2,548	4,209	7,024	5,052	5,052	5,052
611300 Legal Services Allocation	2,194	1,329	1,689	2,615	2,615	2,615
611400 Information Tech Allocation	7,100	8,981	11,566	11,116	11,116	11,116
611410 FIMS Allocation	5,278	6,718	6,258	6,377	6,377	6,377
611420 Telecommunications Allocation	505	589	859	847	847	847
611430 Info Tech Direct Charges	5,702	7,613	9,826	10,192	10,192	10,192
611600 Finance Allocation	5,179	6,311	7,992	7,493	7,493	7,493
611800 MCBEE Allocation	84	53	856	188	188	188
612100 IT Equipment Use Charges	1,293	998	2,047	1,869	1,869	1,869
614100 Liability Insurance Allocation	1,900	2,000	1,800	1,300	1,300	1,300
614200 WC Insurance Allocation	500	900	2,100	2,800	2,800	2,800
Administrative Charges Total	37,201	46,014	59,482	56,915	56,915	56,915
Capital Outlay						
531300 Departmental Equipment Capital	0	20,644	0	0	0	0
534600 Site Improvements	133,522	91,960	99,876	186,501	186,501	186,501
Capital Outlay Total	133,522	112,604	99,876	186,501	186,501	186,501

MARION COUNTY FY 2021-22 BUDGET

BY DEPARTMENT

PUBLIC WORKS

310 - Parks	Actual FY 18-19	Actual FY 19-20	Budget FY 20-21	Proposed FY 21-22	Approved FY 21-22	Adopted FY 21-22
Transfers Out						
561510 Transfer to Environmental Svcs	0	15,511	0	0	0	0
Transfers Out Total	0	15,511	0	0	0	0
Contingency						
571010 Contingency	0	0	200,572	118,000	118,000	118,000
Contingency Total	0	0	200,572	118,000	118,000	118,000
Ending Fund Balance						
573010 Unapprop Ending Fund Balance	0	0	368,393	95,479	95,479	95,479
Ending Fund Balance Total	0	0	368,393	95,479	95,479	95,479
Parks Total	643,541	647,590	1,314,211	1,283,184	1,283,184	1,283,184
320 - Surveyor	Actual FY 18-19	Actual FY 19-20	Budget FY 20-21	Proposed FY 21-22	Approved FY 21-22	Adopted FY 21-22
Personnel Services						
Salaries and Wages						
511110 Regular Wages	202,337	216,552	277,820	531,491	531,491	531,491
511120 Temporary Wages	0	0	10,901	70,706	70,706	70,706
511130 Vacation Pay	15,473	14,166	0	0	0	0
511140 Sick Pay	9,880	25,273	0	0	0	0
511141 Emergency Sick Pay	0	2	0	0	0	0
511150 Holiday Pay	10,291	13,137	0	0	0	0
511160 Comp Time Pay	791	66	0	0	0	0
511210 Compensation Credits	3,872	4,172	3,532	5,289	5,289	5,289
511240 Leave Payoff	2,151	8,996	0	0	0	0
511290 Health Insurance Waiver Pay	0	1,564	1,992	4,800	4,800	4,800
511420 Premium Pay	8	21	0	0	0	0
Salaries and Wages Total	244,803	283,948	294,245	612,286	612,286	612,286
Fringe Benefits						
512110 PERS	43,792	58,129	67,532	145,393	145,393	145,393
512120 401K	789	1,625	1,688	2,738	2,738	2,738
512130 PERS Debt Service	18,029	17,289	15,159	24,098	24,098	24,098
512200 FICA	18,480	21,467	22,509	46,842	46,842	46,842
512310 Medical Insurance	56,944	51,980	53,159	121,716	121,716	121,716
512320 Dental Insurance	5,120	4,481	4,470	10,248	10,248	10,248
512330 Group Term Life Insurance	433	478	659	1,262	1,262	1,262
512340 Long Term Disability Insurance	895	972	1,036	1,981	1,981	1,981
512400 Unemployment Insurance	735	854	849	1,625	1,625	1,625
512520 Workers Comp Insurance	81	78	151	361	361	361
512600 Wellness Program	140	152	160	360	360	360
512610 Employee Assistance Program	113	129	136	333	333	333

MARION COUNTY FY 2021-22 BUDGET

BY DEPARTMENT

PUBLIC WORKS

320 - Surveyor	Actual FY 18-19	Actual FY 19-20	Budget FY 20-21	Proposed FY 21-22	Approved FY 21-22	Adopted FY 21-22
Personnel Services						
512700 County HSA Contributions	0	13	0	0	0	0
Fringe Benefits Total	145,552	157,648	167,508	356,957	356,957	356,957
Personnel Services Total	390,356	441,596	461,753	969,243	969,243	969,243
Materials and Services						
Supplies						
521010 Office Supplies	708	286	252	446	446	446
521030 Field Supplies	370	244	3,478	3,478	3,478	3,478
521070 Departmental Supplies	0	64	0	450	450	450
521210 Gasoline	3,227	3,093	3,048	5,000	5,000	5,000
521241 Oil and Lubricants	0	10	0	0	0	0
521300 Safety Clothing	404	359	700	1,500	1,500	1,500
Supplies Total	4,710	4,056	7,478	10,874	10,874	10,874
Materials						
522100 Parts	12	3,200	0	0	0	0
522140 Small Tools	0	6	0	0	0	0
522150 Small Office Equipment	291	636	600	1,200	1,200	1,200
522160 Small Departmental Equipment	510	0	8,640	2,500	2,500	2,500
522170 Computers Non Capital	289	590	0	5,000	5,000	5,000
522180 Software	600	0	0	1,500	1,500	1,500
Materials Total	1,702	4,431	9,240	10,200	10,200	10,200
Communications						
523040 Data Connections	777	778	1,260	1,750	1,750	1,750
523060 Cellular Phones	1,162	976	840	2,400	2,400	2,400
523090 Long Distance Charges	62	68	60	60	60	60
Communications Total	2,002	1,822	2,160	4,210	4,210	4,210
Contracted Services						
525235 Laboratory Services	0	0	100	0	0	0
525360 Public Works Services	0	0	32,822	83,787	83,787	83,787
525450 Subscription Services	0	7,963	8,400	8,240	8,240	8,240
525710 Printing Services	64	26	50	50	50	50
525715 Advertising	1,733	268	0	0	0	0
525999 Other Contracted Services	0	0	1,500	1,500	1,500	1,500
Contracted Services Total	1,797	8,257	42,872	93,577	93,577	93,577
Repairs and Maintenance						
526011 Dept Equipment Maintenance	134	0	100	0	0	0
526021 Computer Software Maintenance	4,097	3,070	5,500	10,800	10,800	10,800
Repairs and Maintenance Total	4,231	3,070	5,600	10,800	10,800	10,800

MARION COUNTY FY 2021-22 BUDGET

BY DEPARTMENT

PUBLIC WORKS

320 - Surveyor	Actual FY 18-19	Actual FY 19-20	Budget FY 20-21	Proposed FY 21-22	Approved FY 21-22	Adopted FY 21-22
Materials and Services						
Rentals						
527110 Fleet Leases	7,500	7,440	7,371	16,200	16,200	16,200
527120 Motor Pool Mileage	35	79	0	200	200	200
527200 Building Rental County	16,991	17,173	17,643	19,193	19,193	19,193
527300 Equipment Rental	500	531	643	594	594	594
Rentals Total	25,026	25,223	25,657	36,187	36,187	36,187
Miscellaneous						
529110 Mileage Reimbursement	0	0	198	198	198	198
529130 Meals	0	0	114	200	200	200
529140 Lodging	0	0	396	600	600	600
529220 Conferences	870	655	751	1,300	1,300	1,300
529230 Training	0	1,437	0	3,000	3,000	3,000
529300 Dues and Memberships	210	80	528	1,100	1,100	1,100
529650 Pre Employment Costs	0	0	25	0	0	0
529840 Professional Licenses	0	0	0	200	200	200
529860 Permits	25	0	0	0	0	0
Miscellaneous Total	1,105	2,172	2,012	6,598	6,598	6,598
Materials and Services Total	40,572	49,031	95,019	172,446	172,446	172,446
Administrative Charges						
611100 County Admin Allocation	6,951	5,802	7,281	10,062	10,062	10,062
611230 Courier Allocation	263	282	314	490	490	490
611250 Risk Management Allocation	662	510	827	785	785	785
611255 Benefits Allocation	1,805	1,813	0	0	0	0
611260 Human Resources Allocation	6,887	6,753	10,484	14,485	14,485	14,485
611300 Legal Services Allocation	5,167	4,809	6,849	8,449	8,449	8,449
611400 Information Tech Allocation	8,857	8,508	10,446	10,518	10,518	10,518
611410 FIMS Allocation	6,694	6,447	5,620	6,004	6,004	6,004
611420 Telecommunications Allocation	617	589	797	847	847	847
611430 Info Tech Direct Charges	7,190	7,358	8,670	9,892	9,892	9,892
611600 Finance Allocation	4,860	4,935	5,862	8,277	8,277	8,277
611800 MCBEE Allocation	106	51	769	177	177	177
612100 IT Equipment Use Charges	1,633	950	1,869	1,780	1,780	1,780
614100 Liability Insurance Allocation	2,100	1,800	1,800	1,500	1,500	1,500
614200 WC Insurance Allocation	1,100	1,000	900	1,100	1,100	1,100
Administrative Charges Total	54,892	51,607	62,488	74,366	74,366	74,366
Transfers Out						
561595 Transfer to Fleet Management	0	0	49,875	0	0	0
Transfers Out Total	0	0	49,875	0	0	0
Contingency						
571010 Contingency	0	0	274,152	470,000	470,000	470,000
Contingency Total	0	0	274,152	470,000	470,000	470,000

MARION COUNTY FY 2021-22 BUDGET

BY DEPARTMENT

PUBLIC WORKS

320 - Surveyor	Actual FY 18-19	Actual FY 19-20	Budget FY 20-21	Proposed FY 21-22	Approved FY 21-22	Adopted FY 21-22
Ending Fund Balance						
573010 Unappropriated Ending Fund Balance	0	0	2,479,040	2,743,449	2,743,449	2,743,449
Ending Fund Balance Total	0	0	2,479,040	2,743,449	2,743,449	2,743,449
Surveyor Total	485,819	542,234	3,422,327	4,429,504	4,429,504	4,429,504
330 - Building Inspection	Actual FY 18-19	Actual FY 19-20	Budget FY 20-21	Proposed FY 21-22	Approved FY 21-22	Adopted FY 21-22
Personnel Services						
Salaries and Wages						
511110 Regular Wages	1,163,200	1,289,600	1,711,440	1,831,669	1,831,669	1,831,669
511120 Temporary Wages	31,901	1,604	19,457	0	0	0
511130 Vacation Pay	80,769	80,921	0	0	0	0
511140 Sick Pay	54,373	74,633	0	0	0	0
511141 Emergency Sick Pay	0	10	0	0	0	0
511150 Holiday Pay	63,853	76,032	0	0	0	0
511160 Comp Time Pay	12,066	15,309	0	0	0	0
511210 Compensation Credits	14,702	17,944	18,819	19,994	19,994	19,994
511240 Leave Payoff	12,232	8,362	0	0	0	0
511290 Health Insurance Waiver Pay	707	2,414	2,400	4,800	4,800	4,800
511420 Premium Pay	16,540	10,743	41,632	27,166	27,166	27,166
511450 Premium Pay Temps	13	0	0	0	0	0
Salaries and Wages Total	1,450,355	1,577,573	1,793,748	1,883,629	1,883,629	1,883,629
Fringe Benefits						
512010 Fringe Benefits Budget Only	0	0	9,849	10,051	10,051	10,051
512110 PERS	238,018	330,264	400,690	442,768	442,768	442,768
512120 401K	3,694	3,406	3,551	3,804	3,804	3,804
512130 PERS Debt Service	95,999	103,827	92,694	82,615	82,615	82,615
512200 FICA	110,050	118,475	133,670	141,897	141,897	141,897
512310 Medical Insurance	325,385	349,883	375,130	389,781	389,781	389,781
512320 Dental Insurance	28,593	29,137	31,535	32,818	32,818	32,818
512330 Group Term Life Insurance	2,408	2,734	3,954	4,226	4,226	4,226
512340 Long Term Disability Insurance	4,940	5,694	6,198	6,627	6,627	6,627
512400 Unemployment Insurance	4,402	4,779	5,197	5,570	5,570	5,570
512520 Workers Comp Insurance	501	444	789	729	729	729
512600 Wellness Program	819	884	980	980	980	980
512610 Employee Assistance Program	659	750	833	907	907	907
512700 County HSA Contributions	4,822	5,486	5,486	0	0	0
Fringe Benefits Total	820,291	955,763	1,070,556	1,122,773	1,122,773	1,122,773
Personnel Services Total	2,270,646	2,533,335	2,864,304	3,006,402	3,006,402	3,006,402

MARION COUNTY FY 2021-22 BUDGET

BY DEPARTMENT

PUBLIC WORKS

330 - Building Inspection	Actual FY 18-19	Actual FY 19-20	Budget FY 20-21	Proposed FY 21-22	Approved FY 21-22	Adopted FY 21-22
Materials and Services						
Supplies						
521010 Office Supplies	4,967	3,428	4,124	5,594	5,594	5,594
521030 Field Supplies	1,985	453	2,000	2,000	2,000	2,000
521070 Departmental Supplies	0	982	0	0	0	0
521090 Uniforms and Clothing	954	634	2,000	5,000	5,000	5,000
521190 Publications	3,231	7,370	10,000	10,000	10,000	10,000
521210 Gasoline	19,692	17,825	25,000	25,000	25,000	25,000
521220 Diesel	87	0	0	0	0	0
521240 Automotive Supplies	6	3	0	0	0	0
521300 Safety Clothing	41	1,546	6,700	6,700	6,700	6,700
521310 Safety Equipment	0	41	0	0	0	0
Supplies Total	30,962	32,282	49,824	54,294	54,294	54,294
Materials						
522100 Parts	0	14	0	0	0	0
522110 Batteries	0	8	0	0	0	0
522150 Small Office Equipment	0	8,358	1,500	1,500	1,500	1,500
522160 Small Departmental Equipment	32	0	0	0	0	0
522170 Computers Non Capital	4,266	4,541	4,500	5,000	5,000	5,000
522180 Software	1,832	0	6,000	5,000	5,000	5,000
Materials Total	6,130	12,922	12,000	11,500	11,500	11,500
Communications						
523040 Data Connections	6,607	5,643	4,500	4,000	4,000	4,000
523050 Postage	130	0	0	0	0	0
523060 Cellular Phones	11,552	15,158	16,500	17,000	17,000	17,000
523090 Long Distance Charges	648	624	800	800	800	800
Communications Total	18,937	21,425	21,800	21,800	21,800	21,800
Contracted Services						
525155 Credit Card Fees	61,508	74,615	61,000	85,000	85,000	85,000
525235 Laboratory Services	0	129	50	0	0	0
525360 Public Works Services	17,245	16,015	185,870	232,064	232,064	232,064
525405 Code Enforcement Services	5,978	11,380	11,828	11,066	11,066	11,066
525450 Subscription Services	0	3,357	1,500	1,500	1,500	1,500
525710 Printing Services	340	939	500	500	500	500
525715 Advertising	845	160	300	300	300	300
525735 Mail Services	6,218	6,081	6,000	7,000	7,000	7,000
525999 Other Contracted Services	5,557	4,219	45,000	45,000	45,000	45,000
Contracted Services Total	97,690	116,894	312,048	382,430	382,430	382,430
Repairs and Maintenance						
526012 Vehicle Maintenance	503	377	500	500	500	500
526030 Building Maintenance	90	138	150	0	0	0
Repairs and Maintenance Total	593	515	650	500	500	500

MARION COUNTY FY 2021-22 BUDGET

BY DEPARTMENT

PUBLIC WORKS

330 - Building Inspection	Actual FY 18-19	Actual FY 19-20	Budget FY 20-21	Proposed FY 21-22	Approved FY 21-22	Adopted FY 21-22
Materials and Services						
Rentals						
527110 Fleet Leases	54,543	55,920	57,144	59,931	59,931	59,931
527120 Motor Pool Mileage	1,124	724	1,500	1,500	1,500	1,500
527200 Building Rental County	43,426	37,216	42,440	46,382	46,382	46,382
527300 Equipment Rental	7,734	7,181	8,164	7,952	7,952	7,952
Rentals Total	106,827	101,041	109,248	115,765	115,765	115,765
Insurance						
528415 Auto Claims	0	1,500	0	0	0	0
Insurance Total	0	1,500	0	0	0	0
Miscellaneous						
529110 Mileage Reimbursement	983	336	1,200	1,200	1,200	1,200
529120 Commercial Travel	765	0	1,000	1,000	1,000	1,000
529130 Meals	543	78	500	500	500	500
529140 Lodging	2,797	349	3,200	3,200	3,200	3,200
529210 Meetings	351	531	400	400	400	400
529220 Conferences	780	50	800	1,000	1,000	1,000
529230 Training	9,375	14,630	10,000	10,000	10,000	10,000
529300 Dues and Memberships	2,649	4,410	3,500	3,500	3,500	3,500
529650 Pre Employment Costs	257	180	0	0	0	0
529840 Professional Licenses	0	0	6,500	6,500	6,500	6,500
529999 Miscellaneous Expense	0	949	0	0	0	0
Miscellaneous Total	18,500	21,512	27,100	27,300	27,300	27,300
Materials and Services Total	279,640	308,091	532,670	613,589	613,589	613,589
Administrative Charges						
611100 County Admin Allocation	30,043	26,268	34,865	40,030	40,030	40,030
611230 Courier Allocation	975	1,090	1,267	1,475	1,475	1,475
611250 Risk Management Allocation	3,886	2,933	5,208	5,063	5,063	5,063
611255 Benefits Allocation	6,702	6,997	0	0	0	0
611260 Human Resources Allocation	25,575	26,066	42,268	43,598	43,598	43,598
611300 Legal Services Allocation	19,461	14,087	12,042	13,169	13,169	13,169
611400 Information Tech Allocation	48,261	49,474	63,797	64,901	64,901	64,901
611410 FIMS Allocation	35,774	37,023	34,286	37,478	37,478	37,478
611420 Telecommunications Allocation	3,309	3,370	4,786	5,085	5,085	5,085
611430 Info Tech Direct Charges	38,924	41,361	53,465	60,851	60,851	60,851
611600 Finance Allocation	26,151	28,729	36,347	38,893	38,893	38,893
611800 MCBEE Allocation	567	295	4,690	1,104	1,104	1,104
612100 IT Equipment Use Charges	8,912	5,558	11,392	10,947	10,947	10,947
614100 Liability Insurance Allocation	13,200	10,500	11,300	9,800	9,800	9,800
614200 WC Insurance Allocation	5,600	5,600	5,700	7,000	7,000	7,000
Administrative Charges Total	267,340	259,351	321,413	339,394	339,394	339,394

MARION COUNTY FY 2021-22 BUDGET

BY DEPARTMENT

PUBLIC WORKS

330 - Building Inspection	Actual FY 18-19	Actual FY 19-20	Budget FY 20-21	Proposed FY 21-22	Approved FY 21-22	Adopted FY 21-22
Capital Outlay						
531300 Departmental Equipment Capital	9,663	0	0	0	0	0
Capital Outlay Total	9,663	0	0	0	0	0
Transfers Out						
561595 Transfer to Fleet Management	27,351	0	1,968	0	0	0
Transfers Out Total	27,351	0	1,968	0	0	0
Contingency						
571010 Contingency	0	0	777,644	800,000	800,000	800,000
Contingency Total	0	0	777,644	800,000	800,000	800,000
Ending Fund Balance						
573010 Unapprop Ending Fund Balance	0	0	4,484,473	4,096,742	4,096,742	4,096,742
Ending Fund Balance Total	0	0	4,484,473	4,096,742	4,096,742	4,096,742
Building Inspection Total	2,854,640	3,100,777	8,982,472	8,856,127	8,856,127	8,856,127
510 - Environmental Services	Actual FY 18-19	Actual FY 19-20	Budget FY 20-21	Proposed FY 21-22	Approved FY 21-22	Adopted FY 21-22
Personnel Services						
Salaries and Wages						
511110 Regular Wages	1,348,765	1,277,881	1,508,816	1,526,271	1,526,271	1,526,271
511120 Temporary Wages	29,138	38,436	62,852	78,138	78,138	78,138
511130 Vacation Pay	96,843	81,026	0	0	0	0
511140 Sick Pay	47,173	44,000	0	0	0	0
511141 Emergency Sick Pay	0	271	0	0	0	0
511150 Holiday Pay	81,273	76,955	0	0	0	0
511160 Comp Time Pay	28,847	27,454	0	0	0	0
511210 Compensation Credits	28,386	22,837	15,239	13,221	13,221	13,221
511220 Pager Pay	1,000	2,053	0	0	0	0
511240 Leave Payoff	11,295	20,518	0	0	0	0
511290 Health Insurance Waiver Pay	5,528	6,493	4,800	2,400	2,400	2,400
511420 Premium Pay	47,337	50,661	74,260	75,690	75,690	75,690
511450 Premium Pay Temps	1,005	1,570	0	0	0	0
Salaries and Wages Total	1,726,589	1,650,155	1,665,967	1,695,720	1,695,720	1,695,720
Fringe Benefits						
512010 Fringe Benefits Budget Only	0	0	27,462	28,005	28,005	28,005
512110 PERS	290,341	341,840	365,296	385,673	385,673	385,673
512120 401K	8,428	8,414	6,033	8,011	8,011	8,011
512130 PERS Debt Service	105,357	106,707	81,795	68,614	68,614	68,614
512200 FICA	128,305	123,697	121,286	123,709	123,709	123,709
512310 Medical Insurance	417,077	396,196	422,280	478,170	478,170	478,170
512320 Dental Insurance	37,778	34,410	35,496	40,260	40,260	40,260
512330 Group Term Life Insurance	2,918	2,678	3,579	3,619	3,619	3,619

MARION COUNTY FY 2021-22 BUDGET

BY DEPARTMENT

PUBLIC WORKS

510 - Environmental Services	Actual FY 18-19	Actual FY 19-20	Budget FY 20-21	Proposed FY 21-22	Approved FY 21-22	Adopted FY 21-22
Personnel Services						
512340 Long Term Disability Insurance	5,917	5,391	5,608	5,675	5,675	5,675
512400 Unemployment Insurance	5,195	4,979	4,590	4,625	4,625	4,625
512520 Workers Comp Insurance	700	610	945	1,005	1,005	1,005
512600 Wellness Program	1,145	1,061	1,100	1,140	1,140	1,140
512610 Employee Assistance Program	922	901	935	1,055	1,055	1,055
512700 County HSA Contributions	5,200	5,922	0	0	0	0
Fringe Benefits Total	1,009,283	1,032,805	1,076,405	1,149,561	1,149,561	1,149,561
Personnel Services Total	2,735,872	2,682,960	2,742,372	2,845,281	2,845,281	2,845,281
Materials and Services						
Supplies						
521010 Office Supplies	6,609	7,988	3,415	2,763	2,763	2,763
521030 Field Supplies	25,163	24,638	20,600	28,750	28,750	28,750
521050 Janitorial Supplies	26	4,005	2,000	3,000	3,000	3,000
521060 Electrical Supplies	0	252	0	0	0	0
521070 Departmental Supplies	3,892	2,773	1,700	1,700	1,700	1,700
521080 Food Supplies	330	0	0	0	0	0
521190 Publications	0	107	32	0	0	0
521210 Gasoline	8,266	8,717	9,250	9,250	9,250	9,250
521220 Diesel	39,770	43,211	51,200	51,200	51,200	51,200
521230 Propane	1,443	1,337	1,800	1,800	1,800	1,800
521240 Automotive Supplies	129	94	50	50	50	50
521241 Oil and Lubricants	6,000	2,671	5,550	5,550	5,550	5,550
521300 Safety Clothing	2,362	2,955	9,450	6,250	6,250	6,250
521310 Safety Equipment	557	3,548	4,000	4,000	4,000	4,000
Supplies Total	94,545	102,297	109,047	114,313	114,313	114,313
Materials						
522020 Crushed Rock	15,273	11,246	25,000	25,000	25,000	25,000
522030 Pipe	0	306	500	0	0	0
522060 Sign Materials	1,579	4,605	5,500	8,500	8,500	8,500
522070 Paint	69	0	0	200	200	200
522100 Parts	4,074	10,344	4,000	4,000	4,000	4,000
522110 Batteries	38	26	0	50	50	50
522120 Tires and Accessories	0	94	9,500	9,500	9,500	9,500
522140 Small Tools	1,312	1,555	1,500	2,500	2,500	2,500
522150 Small Office Equipment	7,575	3,488	3,700	3,700	3,700	3,700
522160 Small Departmental Equipment	4,599	7,922	3,000	6,000	6,000	6,000
522170 Computers Non Capital	179	1,892	2,800	1,800	1,800	1,800
522180 Software	1,570	812	2,650	1,350	1,350	1,350
Materials Total	36,268	42,289	58,150	62,600	62,600	62,600

MARION COUNTY FY 2021-22 BUDGET

BY DEPARTMENT

PUBLIC WORKS

510 - Environmental Services	Actual FY 18-19	Actual FY 19-20	Budget FY 20-21	Proposed FY 21-22	Approved FY 21-22	Adopted FY 21-22
Materials and Services						
Communications						
523020 Phone and Communication Svcs	12,648	13,161	13,000	13,000	13,000	13,000
523040 Data Connections	0	160	480	480	480	480
523050 Postage	45	0	0	0	0	0
523060 Cellular Phones	2,657	3,946	5,520	4,320	4,320	4,320
523090 Long Distance Charges	126	152	150	150	150	150
523100 Radios and Accessories	0	150	0	0	0	0
Communications Total	15,476	17,568	19,150	17,950	17,950	17,950
Utilities						
524010 Electricity	27,997	27,897	25,000	25,000	25,000	25,000
524040 Natural Gas	222	10	0	0	0	0
524090 Garbage Disposal and Recycling	12,578	17,716	22,100	22,100	22,100	22,100
Utilities Total	40,798	45,624	47,100	47,100	47,100	47,100
Contracted Services						
525110 Consulting Services	115,501	74,599	116,456	116,456	116,456	116,456
525155 Credit Card Fees	108,734	124,926	165,070	155,070	155,070	155,070
525158 Armored Car Services	12,447	13,980	13,750	14,000	14,000	14,000
525185 Community Education Services	8,488	2,844	108,000	170,200	170,200	170,200
525235 Laboratory Services	4,917	4,429	8,200	8,000	8,000	8,000
525355 Engineering Services	0	260	0	0	0	0
525360 Public Works Services	48,381	58,066	631,896	768,117	768,117	768,117
525370 Stormwater Services	147,662	84,997	257,362	139,693	139,693	139,693
525405 Code Enforcement Services	79,648	73,633	76,537	72,820	72,820	72,820
525450 Subscription Services	1,560	3,256	13,725	11,425	11,425	11,425
525510 Legal Services	3,123	1,226	30,000	30,000	30,000	30,000
525555 Security Services	1,705	6,455	3,705	3,705	3,705	3,705
525710 Printing Services	17,214	19,663	39,175	11,475	11,475	11,475
525715 Advertising	188,662	262,498	258,000	123,000	123,000	123,000
525735 Mail Services	3,571	21,674	22,100	1,900	1,900	1,900
525810 Waste to Energy Contract	10,295,730	10,162,130	10,752,855	5,671,500	5,671,500	5,671,500
525830 Transfer Station Contracts	6,170,262	6,832,560	7,576,867	6,435,039	6,435,039	6,435,039
525841 Leachate Disposal	893,829	642,092	723,360	854,064	854,064	854,064
525850 Litter Patrol Services	6,701	5,071	7,500	7,500	7,500	7,500
525861 Ash Hauling Services	793,888	993,488	1,113,285	981,623	981,623	981,623
525862 Tire Hauling Services	57,301	66,388	62,968	69,264	69,264	69,264
525870 Hazardous Waste Disposal	462,592	348,815	520,000	520,000	520,000	520,000
525871 Battery Recycling	38,470	53,744	71,136	71,136	71,136	71,136
525999 Other Contracted Services	139,950	246,918	375,500	490,700	490,700	490,700
Contracted Services Total	19,600,337	20,103,712	22,947,447	16,726,687	16,726,687	16,726,687

MARION COUNTY FY 2021-22 BUDGET

BY DEPARTMENT

PUBLIC WORKS

510 - Environmental Services	Actual FY 18-19	Actual FY 19-20	Budget FY 20-21	Proposed FY 21-22	Approved FY 21-22	Adopted FY 21-22
Materials and Services						
Repairs and Maintenance						
526011 Dept Equipment Maintenance	27,973	29,659	56,500	56,500	56,500	56,500
526012 Vehicle Maintenance	160,209	174,947	130,000	132,250	132,250	132,250
526014 Radio Maintenance	655	3,350	500	500	500	500
526030 Building Maintenance	28,911	40,516	17,000	12,500	12,500	12,500
526040 Remodels and Site Improvements	734	1,374	4,500	4,500	4,500	4,500
526050 Grounds Maintenance	66,563	24,687	99,700	126,000	126,000	126,000
Repairs and Maintenance Total	285,043	274,533	308,200	332,250	332,250	332,250
Rentals						
527100 Vehicle Rental	540	0	0	0	0	0
527110 Fleet Leases	27,559	30,280	34,296	27,534	27,534	27,534
527120 Motor Pool Mileage	2,197	1,164	1,550	1,000	1,000	1,000
527130 Parking	3	26	75	25	25	25
527200 Building Rental County	32,375	40,090	39,380	41,936	41,936	41,936
527210 Building Rental Private	70	0	0	0	0	0
527300 Equipment Rental	4,489	8,992	4,847	3,950	3,950	3,950
Rentals Total	67,233	80,552	80,148	74,445	74,445	74,445
Insurance						
528415 Auto Claims	2,847	585	0	0	0	0
Insurance Total	2,847	585	0	0	0	0
Miscellaneous						
529110 Mileage Reimbursement	754	250	1,650	1,350	1,350	1,350
529120 Commercial Travel	0	967	3,750	2,750	2,750	2,750
529130 Meals	80	78	1,420	1,420	1,420	1,420
529140 Lodging	2,560	911	4,550	3,450	3,450	3,450
529210 Meetings	2,478	1,954	11,200	9,200	9,200	9,200
529220 Conferences	3,780	2,269	4,255	3,750	3,750	3,750
529230 Training	3,291	12,873	21,500	21,500	21,500	21,500
529300 Dues and Memberships	2,313	686	3,147	2,847	2,847	2,847
529590 Special Programs Other	540	240	1,500	2,500	2,500	2,500
529650 Pre Employment Costs	1,733	835	575	575	575	575
529740 Fairs and Shows	37,207	36,959	45,050	38,950	38,950	38,950
529820 Vehicle Registration	0	110	0	0	0	0
529850 Device Licenses	0	3,026	1,513	1,513	1,513	1,513
529860 Permits	1,934	2,353	5,300	5,300	5,300	5,300
529870 DEQ Tonnage Assessment	327,619	375,608	397,899	397,899	397,899	397,899
529910 Awards and Recognition	2,341	7,420	10,500	9,000	9,000	9,000
Miscellaneous Total	386,628	446,537	513,809	502,004	502,004	502,004
Materials and Services Total	20,529,177	21,113,698	24,083,051	17,877,349	17,877,349	17,877,349

MARION COUNTY FY 2021-22 BUDGET

BY DEPARTMENT

PUBLIC WORKS

510 - Environmental Services	Actual FY 18-19	Actual FY 19-20	Budget FY 20-21	Proposed FY 21-22	Approved FY 21-22	Adopted FY 21-22
Administrative Charges						
611100 County Admin Allocation	127,473	121,928	147,415	170,595	170,595	170,595
611230 Courier Allocation	1,295	1,480	1,712	2,017	2,017	2,017
611250 Risk Management Allocation	5,127	4,209	7,169	7,173	7,173	7,173
611255 Benefits Allocation	8,901	9,501	0	0	0	0
611260 Human Resources Allocation	33,966	35,397	57,138	59,585	59,585	59,585
611300 Legal Services Allocation	26,960	23,764	30,025	36,280	36,280	36,280
611400 Information Tech Allocation	180,284	239,176	270,858	290,359	290,359	290,359
611410 FIMS Allocation	273,382	320,500	257,870	282,014	282,014	282,014
611420 Telecommunications Allocation	12,395	16,205	20,186	22,754	22,754	22,754
611430 Info Tech Direct Charges	145,530	200,207	226,288	271,879	271,879	271,879
611600 Finance Allocation	320,210	318,195	402,470	432,860	432,860	432,860
611800 MCBEE Allocation	4,328	2,550	35,275	8,307	8,307	8,307
612100 IT Equipment Use Charges	33,200	26,885	48,327	49,039	49,039	49,039
614100 Liability Insurance Allocation	16,200	15,900	17,000	12,600	12,600	12,600
614200 WC Insurance Allocation	8,600	7,200	6,400	11,200	11,200	11,200
Administrative Charges Total	1,197,851	1,343,097	1,528,133	1,656,662	1,656,662	1,656,662
Capital Outlay						
531300 Departmental Equipment Capital	17,514	9,533	288,745	532,400	532,400	532,400
531700 Computer Software Capital	0	0	122,100	122,100	122,100	122,100
532400 Off Road Vehicles	91,758	0	0	0	0	0
534600 Site Improvements	299,877	0	278,810	390,700	390,700	390,700
535200 Purchased Land	0	0	2,625,000	2,625,000	2,625,000	2,625,000
Capital Outlay Total	409,148	9,533	3,314,655	3,670,200	3,670,200	3,670,200
Debt Service Principal						
541100 Principal Payments	85,000	340,000	0	0	0	0
Debt Service Principal Total	85,000	340,000	0	0	0	0
Debt Service Interest						
542100 Interest Payments	9,563	3,202	0	0	0	0
Debt Service Interest Total	9,563	3,202	0	0	0	0
Special Payments						
551100 Interfund Loan Disbursements	40,984	0	0	0	0	0
Special Payments Total	40,984	0	0	0	0	0
Transfers Out						
561595 Transfer to Fleet Management	0	50,324	0	0	0	0
Transfers Out Total	0	50,324	0	0	0	0
Contingency						
571010 Contingency	0	0	4,252,325	4,890,000	4,890,000	4,890,000
Contingency Total	0	0	4,252,325	4,890,000	4,890,000	4,890,000

MARION COUNTY FY 2021-22 BUDGET

BY DEPARTMENT

PUBLIC WORKS

510 - Environmental Services	Actual FY 18-19	Actual FY 19-20	Budget FY 20-21	Proposed FY 21-22	Approved FY 21-22	Adopted FY 21-22
Ending Fund Balance						
573010 Unappropriated Ending Fund Balance	0	0	6,010,778	17,950,020	17,950,020	17,950,020
573020 Capital Improvement Reserves	0	0	9,385,628	0	0	0
Ending Fund Balance Total	0	0	15,396,406	17,950,020	17,950,020	17,950,020
Environmental Services Total	25,007,594	25,542,814	51,316,942	48,889,512	48,889,512	48,889,512
515 - Stormwater Management	Actual FY 18-19	Actual FY 19-20	Budget FY 20-21	Proposed FY 21-22	Approved FY 21-22	Adopted FY 21-22
Personnel Services						
Salaries and Wages						
511110 Regular Wages	233,987	189,995	284,245	297,868	297,868	297,868
511130 Vacation Pay	14,799	8,025	0	0	0	0
511140 Sick Pay	6,046	5,686	0	0	0	0
511141 Emergency Sick Pay	0	3	0	0	0	0
511150 Holiday Pay	11,693	11,602	0	0	0	0
511160 Comp Time Pay	289	912	0	0	0	0
511210 Compensation Credits	4,626	4,814	4,957	5,057	5,057	5,057
511240 Leave Payoff	1,986	3,069	0	0	0	0
511290 Health Insurance Waiver Pay	0	1,642	2,400	4,800	4,800	4,800
511420 Premium Pay	534	520	3,838	4,167	4,167	4,167
Salaries and Wages Total	273,960	226,268	295,440	311,892	311,892	311,892
Fringe Benefits						
512010 Fringe Benefits Budget Only	0	0	1,419	1,542	1,542	1,542
512110 PERS	43,425	42,297	66,922	73,392	73,392	73,392
512120 401K	1,092	1,151	1,161	1,185	1,185	1,185
512130 PERS Debt Service	20,989	12,021	15,601	13,695	13,695	13,695
512200 FICA	20,672	17,064	22,272	23,503	23,503	23,503
512310 Medical Insurance	76,228	51,711	74,520	60,858	60,858	60,858
512320 Dental Insurance	7,055	4,517	6,264	5,124	5,124	5,124
512330 Group Term Life Insurance	469	388	677	710	710	710
512340 Long Term Disability Insurance	972	800	1,060	1,111	1,111	1,111
512400 Unemployment Insurance	823	679	874	923	923	923
512520 Workers Comp Insurance	120	84	165	165	165	165
512600 Wellness Program	190	155	220	220	220	220
512610 Employee Assistance Program	152	132	187	204	204	204
512700 County HSA Contributions	1,300	20	0	0	0	0
Fringe Benefits Total	173,485	131,019	191,342	182,632	182,632	182,632
Personnel Services Total	447,445	357,286	486,782	494,524	494,524	494,524
Materials and Services						
Supplies						
521010 Office Supplies	378	157	37	68	68	68

MARION COUNTY FY 2021-22 BUDGET

BY DEPARTMENT

PUBLIC WORKS

515 - Stormwater Management	Actual FY 18-19	Actual FY 19-20	Budget FY 20-21	Proposed FY 21-22	Approved FY 21-22	Adopted FY 21-22
Materials and Services						
521030 Field Supplies	6,998	2,736	5,000	4,800	4,800	4,800
521060 Electrical Supplies	54	0	0	0	0	0
521210 Gasoline	3,127	2,537	4,000	4,000	4,000	4,000
521220 Diesel	4,202	2,602	3,000	2,400	2,400	2,400
521240 Automotive Supplies	84	50	100	100	100	100
521241 Oil and Lubricants	951	78	600	100	100	100
521300 Safety Clothing	1,144	684	4,475	2,000	2,000	2,000
521310 Safety Equipment	195	77	4,800	1,800	1,800	1,800
Supplies Total	17,133	8,919	22,012	15,268	15,268	15,268
Materials						
522020 Crushed Rock	841	0	2,500	5,000	5,000	5,000
522030 Pipe	475	288	3,000	3,000	3,000	3,000
522060 Sign Materials	692	3	1,000	1,000	1,000	1,000
522080 Building Materials	0	0	1,500	4,500	4,500	4,500
522090 Chemical Sprays	0	0	2,650	0	0	0
522100 Parts	6,454	1,760	3,000	1,000	1,000	1,000
522110 Batteries	15	0	50	50	50	50
522140 Small Tools	1,694	447	500	500	500	500
522150 Small Office Equipment	923	0	800	0	0	0
522160 Small Departmental Equipment	3,638	3,000	3,000	0	0	0
522170 Computers Non Capital	3,800	622	1,200	0	0	0
522180 Software	1,397	1,304	3,400	7,400	7,400	7,400
Materials Total	19,929	7,424	22,600	22,450	22,450	22,450
Communications						
523040 Data Connections	0	375	500	480	480	480
523060 Cellular Phones	1,657	2,720	2,000	2,580	2,580	2,580
Communications Total	1,657	3,095	2,500	3,060	3,060	3,060
Utilities						
524090 Garbage Disposal and Recycling	17,107	21,476	5,000	28,730	28,730	28,730
Utilities Total	17,107	21,476	5,000	28,730	28,730	28,730
Contracted Services						
525110 Consulting Services	0	0	250,000	250,000	250,000	250,000
525185 Community Education Services	2,727	1,000	5,500	5,700	5,700	5,700
525235 Laboratory Services	194	0	500	544	544	544
525360 Public Works Services	64,549	90,518	94,638	98,837	98,837	98,837
525450 Subscription Services	0	0	100	0	0	0
525710 Printing Services	214	0	0	0	0	0
525715 Advertising	50,953	20,079	30,000	30,000	30,000	30,000
525735 Mail Services	0	3,004	0	0	0	0

MARION COUNTY FY 2021-22 BUDGET

BY DEPARTMENT

PUBLIC WORKS

515 - Stormwater Management	Actual FY 18-19	Actual FY 19-20	Budget FY 20-21	Proposed FY 21-22	Approved FY 21-22	Adopted FY 21-22
Materials and Services						
525999 Other Contracted Services	41,974	44,298	173,400	226,224	226,224	226,224
Contracted Services Total	160,611	158,899	554,138	611,305	611,305	611,305
Repairs and Maintenance						
526011 Dept Equipment Maintenance	1,326	1,105	1,500	1,500	1,500	1,500
526012 Vehicle Maintenance	31,078	12,391	18,000	5,000	5,000	5,000
526014 Radio Maintenance	0	1,159	0	0	0	0
526030 Building Maintenance	0	611	0	0	0	0
526050 Grounds Maintenance	324	0	0	0	0	0
526061 Storm Drain Maintenance	0	0	0	2,500	2,500	2,500
Repairs and Maintenance Total	32,728	15,266	19,500	9,000	9,000	9,000
Rentals						
527110 Fleet Leases	6,552	5,474	17,604	9,661	9,661	9,661
527120 Motor Pool Mileage	225	155	200	200	200	200
527130 Parking	0	0	50	0	0	0
527200 Building Rental County	3,865	10,658	8,913	9,095	9,095	9,095
527300 Equipment Rental	853	600	1,746	1,670	1,670	1,670
Rentals Total	11,495	16,887	28,513	20,626	20,626	20,626
Miscellaneous						
529110 Mileage Reimbursement	113	178	500	250	250	250
529130 Meals	0	58	200	100	100	100
529140 Lodging	0	832	1,500	1,000	1,000	1,000
529210 Meetings	89	300	500	200	200	200
529220 Conferences	560	565	1,510	1,510	1,510	1,510
529230 Training	2,323	2,369	1,750	1,750	1,750	1,750
529300 Dues and Memberships	630	660	630	700	700	700
529840 Professional Licenses	50	0	50	350	350	350
529860 Permits	2,500	2,575	2,700	2,850	2,850	2,850
529999 Miscellaneous Expense	116	0	0	0	0	0
Miscellaneous Total	6,381	7,535	9,340	8,710	8,710	8,710
Materials and Services Total	267,042	239,501	663,603	719,149	719,149	719,149
Administrative Charges						
611100 County Admin Allocation	3,850	6,260	7,910	9,915	9,915	9,915
611230 Courier Allocation	0	188	224	246	246	246
611250 Risk Management Allocation	765	820	1,133	904	904	904
611255 Benefits Allocation	0	1,209	0	0	0	0
611260 Human Resources Allocation	0	4,502	7,461	7,243	7,243	7,243
611300 Legal Services Allocation	16	16	0	0	0	0
611400 Information Tech Allocation	13,287	15,599	18,468	22,029	22,029	22,029
611410 FIMS Allocation	9,932	11,792	9,754	12,731	12,731	12,731
611420 Telecommunications Allocation	897	1,070	1,350	1,695	1,695	1,695

MARION COUNTY FY 2021-22 BUDGET

BY DEPARTMENT

PUBLIC WORKS

515 - Stormwater Management	Actual FY 18-19	Actual FY 19-20	Budget FY 20-21	Proposed FY 21-22	Approved FY 21-22	Adopted FY 21-22
Administrative Charges						
611430 Info Tech Direct Charges	10,909	13,195	15,318	20,683	20,683	20,683
611600 Finance Allocation	12,717	13,086	17,380	24,787	24,787	24,787
611800 MCBEE Allocation	157	94	1,334	375	375	375
612100 IT Equipment Use Charges	2,449	1,758	3,293	3,738	3,738	3,738
614100 Liability Insurance Allocation	2,500	3,100	2,500	1,800	1,800	1,800
614200 WC Insurance Allocation	1,200	1,400	1,200	1,200	1,200	1,200
Administrative Charges Total	58,679	74,089	87,325	107,346	107,346	107,346
Capital Outlay						
531300 Departmental Equipment Capital	80,600	0	0	8,400	8,400	8,400
532200 Pickups and Trucks	12,187	0	0	0	0	0
534600 Site Improvements	26,612	96,942	408,634	408,634	408,634	408,634
Capital Outlay Total	119,399	96,942	408,634	417,034	417,034	417,034
Transfers Out						
561250 Transfer to Sheriff Grants	1,000	0	0	0	0	0
561310 Transfer to Parks	0	14,455	0	0	0	0
561595 Transfer to Fleet Management	0	53,180	0	0	0	0
Transfers Out Total	1,000	67,635	0	0	0	0
Contingency						
571010 Contingency	0	0	230,000	225,000	225,000	225,000
Contingency Total	0	0	230,000	225,000	225,000	225,000
Ending Fund Balance						
573010 Unapprop Ending Fund Balance	0	0	383,552	289,025	289,025	289,025
Ending Fund Balance Total	0	0	383,552	289,025	289,025	289,025
Stormwater Management Total	893,564	835,453	2,259,896	2,252,078	2,252,078	2,252,078
595 - Fleet Management						
Materials and Services						
Supplies						
521030 Field Supplies	0	29	0	0	0	0
521070 Departmental Supplies	0	1,836	0	0	0	0
521210 Gasoline	12,037	7,266	13,500	3,000	3,000	3,000
521220 Diesel	35	0	0	0	0	0
521240 Automotive Supplies	11	25	0	0	0	0
521300 Safety Clothing	18	10	0	0	0	0
521310 Safety Equipment	10	195	0	0	0	0
Supplies Total	12,111	9,362	13,500	3,000	3,000	3,000
Materials						
522100 Parts	256	48	0	0	0	0
Materials Total	256	48	0	0	0	0

MARION COUNTY FY 2021-22 BUDGET

BY DEPARTMENT

PUBLIC WORKS

595 - Fleet Management	Actual FY 18-19	Actual FY 19-20	Budget FY 20-21	Proposed FY 21-22	Approved FY 21-22	Adopted FY 21-22
Materials and Services						
Communications						
523100 Radios and Accessories	29,542	38,494	222,100	152,000	152,000	152,000
Communications Total	29,542	38,494	222,100	152,000	152,000	152,000
Contracted Services						
525360 Public Works Services	53,808	64,044	77,500	79,000	79,000	79,000
Contracted Services Total	53,808	64,044	77,500	79,000	79,000	79,000
Repairs and Maintenance						
526011 Dept Equipment Maintenance	0	73	0	0	0	0
526012 Vehicle Maintenance	405,772	387,738	435,000	398,700	398,700	398,700
526014 Radio Maintenance	26,777	49,812	27,500	40,000	40,000	40,000
Repairs and Maintenance Total	432,550	437,623	462,500	438,700	438,700	438,700
Rentals						
527140 County Parking	3,300	2,640	2,640	2,640	2,640	2,640
Rentals Total	3,300	2,640	2,640	2,640	2,640	2,640
Insurance						
528415 Auto Claims	584	1,840	0	0	0	0
Insurance Total	584	1,840	0	0	0	0
Miscellaneous						
529820 Vehicle Registration	4,762	7,790	5,500	5,600	5,600	5,600
Miscellaneous Total	4,762	7,790	5,500	5,600	5,600	5,600
Materials and Services Total	536,912	561,840	783,740	680,940	680,940	680,940
Administrative Charges						
611100 County Admin Allocation	2,152	2,115	3,945	4,355	4,355	4,355
611250 Risk Management Allocation	1,695	1,767	551	693	693	693
611400 Information Tech Allocation	7,381	8,823	15,484	15,282	15,282	15,282
611410 FIMS Allocation	5,551	6,627	8,321	8,673	8,673	8,673
611420 Telecommunications Allocation	505	589	1,165	1,174	1,174	1,174
611430 Info Tech Direct Charges	5,950	7,358	13,005	14,088	14,088	14,088
611600 Finance Allocation	6,897	7,429	13,434	13,106	13,106	13,106
611800 MCBEE Allocation	88	52	1,138	255	255	255
612100 IT Equipment Use Charges	1,361	998	2,759	2,581	2,581	2,581
614100 Liability Insurance Allocation	8,000	9,500	1,800	2,300	2,300	2,300
614200 WC Insurance Allocation	200	200	0	0	0	0
Administrative Charges Total	39,780	45,458	61,602	62,507	62,507	62,507
Capital Outlay						
532100 Automobiles	410,860	1,627,178	2,387,379	1,642,144	1,642,144	1,642,144
532200 Pickups and Trucks	793,507	23,778	0	0	0	0
532500 Road Maintenance Vehicles	0	53,180	0	0	0	0
Capital Outlay Total	1,204,367	1,704,137	2,387,379	1,642,144	1,642,144	1,642,144

MARION COUNTY FY 2021-22 BUDGET

BY DEPARTMENT

PUBLIC WORKS

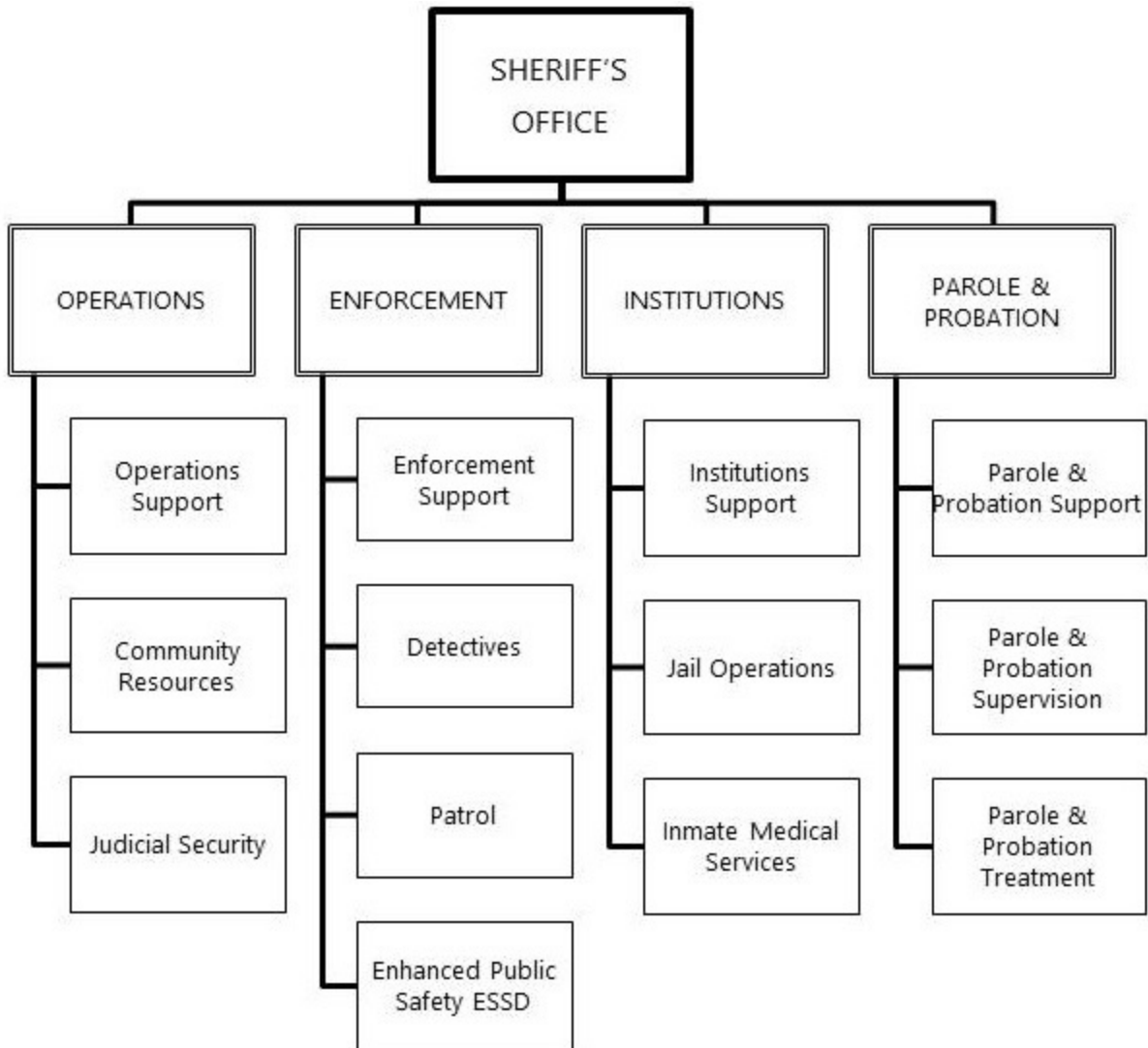
595 - Fleet Management	Actual FY 18-19	Actual FY 19-20	Budget FY 20-21	Proposed FY 21-22	Approved FY 21-22	Adopted FY 21-22
Contingency						
571010 Contingency	0	0	252,001	340,000	340,000	340,000
Contingency Total	0	0	252,001	340,000	340,000	340,000
Ending Fund Balance						
573010 Unapprop Ending Fund Balance	0	0	953,356	713,200	713,200	713,200
Ending Fund Balance Total	0	0	953,356	713,200	713,200	713,200
Fleet Management Total	1,781,058	2,311,435	4,438,078	3,438,791	3,438,791	3,438,791
Public Works Grand Total	63,751,782	66,963,103	142,489,560	148,150,926	148,150,926	148,150,926

MARION COUNTY FY 2021-22 BUDGET

BY DEPARTMENT

SHERIFF'S OFFICE

SHERIFF'S OFFICE



MISSION STATEMENT

The Marion County Sheriff's Office will provide the highest level of public safety services in partnership with our communities. The Sheriff's Office provides this through the foundational character traits of Integrity, Courage, Discipline, Loyalty, Diligence, Humility, Optimism, and Conviction.

GOALS AND OBJECTIVES

- Goal 1 To have goals and objectives that align with the county strategic priorities and the services provided under County Goal #3 of Public Safety. While the goals and objectives stay consistent for the Sheriff's Office, the approach to how they are accomplished changes over time with the introduction of new technology, new case law, results of applicable studies and surveys, and other related factors.

MARION COUNTY FY 2021-22 BUDGET

BY DEPARTMENT

SHERIFF'S OFFICE

- Goal 2 To keep our community safe through maintaining a safe and secure jail and transition center, patrolling and conducting criminal investigations, providing civil process, supervising offenders through Parole and Probation, providing search and rescue response, and keeping our courts safe and accessible to the public through judicial security.
- Objective 1 To develop strategies aligned with the county's short and long term priorities on public safety with an emphasis on reducing recidivism, reducing prison admissions, and diverting mentally ill persons from the criminal justice system while enhancing public safety in the community.
- Goal 3 To continue to work collaboratively with our community and public safety partners with an emphasis on the prevention of crime, problem solving, and being responsive to the community's needs for public safety.
- Objective 1 The Sheriff's Office has an overall philosophy of problem solving with community members, leaders, businesses, and other public safety organizations to develop strategies that address livability concerns. This is accomplished through engagement, education, analysis, implementation, and follow through.
- Goal 4 To continue to seek and retain professional and competent staff as well as continue the professional development of all employees.
- Objective 1 To recruit, train and retain competent, professional employees who are prepared for the modern day public safety challenges put before them.
- Goal 5 To be fiscally responsible and maximize the public's resources we are entrusted with. This goal is accomplished by continued efforts to utilize the dollars allocated and make the best choices with those dollars.
- Objective 1 To strive to be an organization that is fiscally responsible, showing a good return on the tax payers' financial investment through sound public safety strategies, priorities, and best practices.

MARION COUNTY FY 2021-22 BUDGET

BY DEPARTMENT

SHERIFF'S OFFICE

DEPARTMENT OVERVIEW

The Marion County Sheriff's Office is a public safety organization that provides services to all residents within the county. These services are delivered through four divisions; Operations, Enforcement, Institutions, and Parole and Probation.

Operations provides judicial security (court security), civil process/service, criminal records entry, concealed handgun permits, code enforcement, crime prevention, and public information/social media management. Operations staff also carry out administrative functions including but not limited to: payroll, human resources, recruitment, training, accounting, program analysis, certification, budget management, purchasing, contracts, grant management, property control, and professional standards.

Enforcement serves residents who live in rural areas, unincorporated cities (census designated places such as Brooks, Labish Village, etc.), contract cities, and those without local police protection. The services provided include patrol, traffic safety, criminal investigations, drug investigations, search and rescue, marine patrol, and law enforcement contracts.

Institutions operates the jail and transition center. The division fingerprints, photographs, and processes all offenders who are arrested and brought to the jail by law enforcement agencies operating within Marion County.

The jail facility houses pretrial, sanctioned, and sentenced adults in custody; and has two major functions: intake (booking/release) and housing. Intake provides the services of property inventory, identification (photographs and fingerprints), and records. Housing utilizes both the jail and transition center to house offenders that range in level from unclassified to maximum security. The jail provides services to adults in custody with special needs such as medical, mental health, Americans with Disabilities Act (ADA), and disciplinary issues.

The transition center provides housing for minimum custody adults who are serving sanctions imposed by their probation/parole deputy, or offenders sentenced by the judicial system. Most adults in custody at the transition center facility participate in community work crews or projects. The transition center plays a significant role in holding offenders accountable while preparing them to transition back into the community through services and programs including pre-release reach-ins, transition planning, motivational and cognitive programming, education services, employment services; and referrals for treatment, housing, and transportation in the community post-release. Staff also help guide adults in custody to additional services provided on site by the De Muniz Resource Center.

Parole and Probation supervises and works to reintegrate clients located within county boundaries. Parole and Probation provides supervision, sanctions, contracted drug and alcohol treatment, contracted sex offender treatment, cognitive classes, employment coordination, and victim services. The primary goals of Parole and Probation are to reduce recidivism, reduce prison population, enhance public safety, and provide client accountability.

MARION COUNTY FY 2021-22 BUDGET

BY DEPARTMENT

SHERIFF'S OFFICE

RESOURCE AND REQUIREMENT SUMMARY

Sheriff's Office	FY 18-19 ACTUAL	FY 19-20 ACTUAL	FY 20-21 BUDGET	FY 21-22 ADOPTED	+/- %
RESOURCES					
Licenses and Permits	56,324	52,285	43,380	53,641	23.7%
Intergovernmental Federal	464,496	781,889	1,103,220	748,106	-32.2%
Intergovernmental State	16,876,965	16,128,007	16,063,713	15,240,076	-5.1%
Charges for Services	5,359,292	5,064,122	5,277,376	4,837,179	-8.3%
Fines and Forfeitures	2,194,528	2,099,167	2,050,531	2,055,642	0.2%
Interest	127,493	140,460	81,754	56,006	-31.5%
Other Revenues	36,402	34,909	20,000	25,000	25.0%
General Fund Transfers	35,907,613	37,156,526	40,843,510	42,045,428	2.9%
Other Fund Transfers	4,662,780	4,584,847	4,627,317	4,408,867	-4.7%
Settlements	0	3,938	0	0	n.a.
Net Working Capital	3,362,929	5,315,202	6,075,951	6,442,180	6.0%
TOTAL RESOURCES	69,048,821	71,361,351	76,186,752	75,912,125	-0.4%
REQUIREMENTS					
Personnel Services					
Salaries and Wages	26,602,849	27,522,956	30,025,904	29,907,523	-0.4%
Fringe Benefits	14,990,143	16,362,564	18,285,116	18,645,778	2.0%
Total Personnel Services	41,592,992	43,885,520	48,311,020	48,553,301	0.5%
Materials and Services					
Supplies	1,337,984	1,333,056	1,504,040	1,377,474	-8.4%
Materials	235,657	248,991	479,629	267,061	-44.3%
Communications	319,135	396,443	358,681	399,402	11.4%
Utilities	743,272	717,896	741,272	766,009	3.3%
Contracted Services	5,662,416	5,045,862	5,752,470	5,642,938	-1.9%
Repairs and Maintenance	311,055	302,083	419,057	548,026	30.8%
Rentals	1,102,786	1,079,541	1,299,253	1,301,674	0.2%
Insurance	19,203	38,414	10,857	13,649	25.7%
Miscellaneous	345,377	231,286	435,915	441,167	1.2%
Total Materials and Services	10,076,883	9,393,573	11,001,174	10,757,400	-2.2%
Administrative Charges	7,359,818	7,223,862	8,402,336	8,395,230	-0.1%
Capital Outlay	95,349	117,972	54,415	91,004	67.2%
Transfers Out	4,608,577	4,548,247	4,479,249	4,271,351	-4.6%
Contingency	0	0	1,564,851	1,782,298	13.9%
Ending Fund Balance	0	0	2,373,707	2,061,541	-13.2%
TOTAL REQUIREMENTS	63,733,620	65,169,174	76,186,752	75,912,125	-0.4%
FTE	362.50	356.50	356.50	356.50	0.0%

MARION COUNTY FY 2021-22 BUDGET

BY DEPARTMENT

SHERIFF'S OFFICE

FUNDS

Fund Name	FY 18-19 ACTUAL	FY 19-20 ACTUAL	FY 20-21 BUDGET	FY 21-22 ADOPTED	% of Total
RESOURCES					
FND 100 General Fund	41,710,727	42,339,154	45,920,368	47,173,879	62.1%
FND 180 Community Corrections	17,946,007	17,390,237	18,061,411	17,238,609	22.7%
FND 245 Enhanced Public Safety ESSD	1,653,942	2,945,823	3,162,446	3,108,694	4.1%
FND 250 Sheriff Grants	3,975,676	4,648,706	5,177,624	4,716,210	6.2%
FND 255 Traffic Safety Team	3,032,377	3,165,478	2,883,943	2,516,628	3.3%
FND 290 Inmate Welfare	730,092	871,952	980,960	1,158,105	1.5%
TOTAL RESOURCES	69,048,822	71,361,351	76,186,752	75,912,125	100.0%
REQUIREMENTS					
FND 100 General Fund	41,710,727	42,339,154	45,920,368	47,173,879	62.1%
FND 180 Community Corrections	16,414,695	15,606,808	18,061,411	17,238,609	22.7%
FND 245 Enhanced Public Safety ESSD	358,378	1,425,954	3,162,446	3,108,694	4.1%
FND 250 Sheriff Grants	3,149,021	3,494,111	5,177,624	4,716,210	6.2%
FND 255 Traffic Safety Team	1,893,026	2,156,645	2,883,943	2,516,628	3.3%
FND 290 Inmate Welfare	207,773	146,504	980,960	1,158,105	1.5%
TOTAL REQUIREMENTS	63,733,620	65,169,174	76,186,752	75,912,125	100.0%

PROGRAMS

	FY 18-19 ACTUAL	FY 19-20 ACTUAL	FY 20-21 BUDGET	FY 21-22 ADOPTED	+/- %
RESOURCES					
SO Operations Support	6,519,852	6,940,999	7,588,815	7,917,711	4.3%
Community Resource Unit	1,876,530	1,829,141	1,399,315	1,412,670	1.0%
Judicial Security	2,910,576	3,182,090	3,367,111	3,436,727	2.1%
Enforcement Support	1,055,320	957,244	1,029,954	1,086,426	5.5%
Detectives	1,985,343	2,180,176	2,413,810	2,567,914	6.4%
Patrol	12,036,514	12,178,167	13,064,758	12,257,347	-6.2%
Enhanced Public Safety ESSD	1,653,942	2,945,823	3,162,446	3,108,694	-1.7%
Institutions Support	3,535,110	3,804,296	3,939,372	4,162,496	5.7%
Jail Operations	17,337,723	17,927,717	19,705,058	20,442,106	3.7%
Inmate Medical Services	3,113,495	2,938,488	2,979,834	2,972,177	-0.3%
Parole and Probation Support	8,250,017	8,112,990	7,388,409	7,618,450	3.1%
Parole and Probation Supervsn	8,230,316	7,803,080	9,554,584	8,293,451	-13.2%
Parole and Probation Treatment	544,086	561,138	593,286	635,956	7.2%
TOTAL RESOURCES	69,048,822	71,361,351	76,186,752	75,912,125	-0.4%
REQUIREMENTS					
SO Operations Support	6,181,947	6,539,823	7,588,815	7,917,711	4.3%
Community Resource Unit	1,754,430	1,653,489	1,399,315	1,412,670	1.0%
Judicial Security	2,791,128	2,929,395	3,367,111	3,436,727	2.1%
Enforcement Support	1,055,320	957,244	1,029,954	1,086,426	5.5%
Detectives	1,920,832	2,126,585	2,413,810	2,567,914	6.4%
Patrol	10,775,195	11,048,275	13,064,758	12,257,347	-6.2%
Enhanced Public Safety ESSD	358,378	1,425,954	3,162,446	3,108,694	-1.7%
Institutions Support	3,535,110	3,804,296	3,939,372	4,162,496	5.7%
Jail Operations	16,754,681	17,051,625	19,705,058	20,442,106	3.7%
Inmate Medical Services	3,113,495	2,938,488	2,979,834	2,972,177	-0.3%
Parole and Probation Support	6,912,799	6,522,375	7,388,409	7,618,450	3.1%
Parole and Probation Supervsn	8,036,221	7,614,737	9,554,584	8,293,451	-13.2%
Parole and Probation Treatment	544,086	556,888	593,286	635,956	7.2%
TOTAL REQUIREMENTS	63,733,620	65,169,174	76,186,752	75,912,125	-0.4%

MARION COUNTY FY 2021-22 BUDGET

BY DEPARTMENT

SHERIFF'S OFFICE

SO Operations Support Program

- Responsible for all administrative functions to include payroll, human resources, recruitment, training, accounting, program analysis, certification, budget management, purchasing, contracts, grant management, and property control.
- Processes and records all data generated by calls for service and investigations conducted by enforcement deputies including public information disclosure for records requests.
- Processes and serves all civil action/papers, completes court ordered property foreclosure sales, issues concealed handgun permits, and manages vehicle impound.
- Responsible for training and certification maintenance, policy/procedure management, and accreditation management.
- Provides public information through social media platforms including current events and information impacting the community.

Program Summary

Sheriff's Office

Program: SO Operations Support

	FY 18-19 ACTUAL	FY 19-20 ACTUAL	FY 20-21 BUDGET	FY 21-22 ADOPTED	+/- %
RESOURCES					
Intergovernmental Federal	21,661	17,755	36,595	4,595	-87.4%
Intergovernmental State	907,614	951,724	985,043	991,352	0.6%
Charges for Services	455,410	451,406	401,243	456,754	13.8%
Other Revenues	105	1,424	0	0	n.a.
General Fund Transfers	4,765,720	5,205,501	5,646,292	5,818,924	3.1%
Other Fund Transfers	33,612	(24,716)	17,083	0	-100.0%
Net Working Capital	335,728	337,905	502,559	646,086	28.6%
TOTAL RESOURCES	6,519,851	6,940,999	7,588,815	7,917,711	4.3%
REQUIREMENTS					
Personnel Services	3,515,670	3,614,038	3,802,803	3,957,231	4.1%
Materials and Services	1,898,047	2,189,290	2,438,022	2,458,405	0.8%
Administrative Charges	768,230	736,495	948,886	1,027,395	8.3%
Contingency	0	0	284,561	186,147	-34.6%
Ending Fund Balance	0	0	114,543	288,533	151.9%
TOTAL REQUIREMENTS	6,181,947	6,539,823	7,588,815	7,917,711	4.3%
FTE	30.60	30.60	30.60	30.60	0.0%

FTE By Position Title By Program

Program: SO Operations Support	
Position Title	FTE
Accounting Specialist	1.00
Administrative Assistant	3.00
Administrative Services Manager Sr	1.00
Budget Analyst 1	1.00
Budget Analyst 2	1.00
Chief Civil Supervisor	1.00
Contracts Specialist	1.00
Deputy Sheriff - Enforcement	3.00

MARION COUNTY FY 2021-22 BUDGET
BY DEPARTMENT
SHERIFF'S OFFICE

Program: SO Operations Support	
Position Title	FTE
Deputy Sheriff - Enforcement (Bilingual)	1.00
Division Commander	1.00
Lieutenant	1.00
Management Analyst 1 (Confidential)	1.00
Management Analyst 2	1.00
Sheriff	1.00
Sheriffs Office Property Specialist	1.00
SO Office Specialist 2	0.60
SO Office Specialist 2 (Bilingual)	1.00
Support Services Technician	8.00
Support Services Technician (Bilingual)	1.00
Undersheriff	1.00
Program SO Operations Support FTE Total:	30.60

- There are 0.5 FTE in temporary deputies in this program.

FTE Changes

There are no FTE changes for this program.

SO Operations Support Program Budget Justification

RESOURCES

Charges for Service increased due to anticipated increases for Concealed Handgun License renewals and due to the moratorium on evictions related to the pandemic coming to an end.

General Fund Transfers increased due to increases in Requirements.

Other Fund Transfers decreased from Community Corrections funding due to a one-time purchase in the prior year.

REQUIREMENTS

Personnel Services increased due to normal step increases, cost of living adjustments and related fringe benefit increases.

Materials and Services increased for a Decision Package for consulting services for Records Management software implementation.

MARION COUNTY FY 2021-22 BUDGET

BY DEPARTMENT

SHERIFF'S OFFICE

Community Resource Unit Program

- Participates in Neighborhood Watch programs and provides resources for citizens who want to organize efforts to prevent crime in their neighborhoods.
- Provides crisis outreach resources and mobile response to residents experiencing mental health issues.
- Manages alarm permits including education to residents, business owners, and security vendors regarding Marion County's Alarm Ordinance.
- Provides Code Enforcement by responding to complaints and concerns, and by initiating cases for violations regarding county ordinances; i.e., graffiti, tall grass and weeds, building code violations, abandoned vehicles, illegal dumping, etc.

Program Summary

Sheriff's Office

Program: Community Resource Unit

	FY 18-19 ACTUAL	FY 19-20 ACTUAL	FY 20-21 BUDGET	FY 21-22 ADOPTED	+/- %
RESOURCES					
Licenses and Permits	56,324	52,285	43,380	53,641	23.7%
Intergovernmental Federal	356,374	357,535	0	0	n.a.
Charges for Services	538,918	470,143	331,796	342,824	3.3%
Other Revenues	6,393	357	0	0	n.a.
General Fund Transfers	782,837	823,091	933,759	943,064	1.0%
Other Fund Transfers	8,751	630	30,954	34,550	11.6%
Settlements	0	3,000	0	0	n.a.
Net Working Capital	126,933	122,100	59,426	38,591	-35.1%
TOTAL RESOURCES	1,876,530	1,829,141	1,399,315	1,412,670	1.0%
REQUIREMENTS					
Personnel Services	1,294,730	1,214,097	966,755	1,027,418	6.3%
Materials and Services	218,136	170,210	123,699	131,077	6.0%
Administrative Charges	241,564	269,181	277,391	199,091	-28.2%
Contingency	0	0	31,470	55,084	75.0%
TOTAL REQUIREMENTS	1,754,430	1,653,489	1,399,315	1,412,670	1.0%
FTE	11.35	11.35	8.40	8.40	0.0%

FTE By Position Title By Program

Program: Community Resource Unit	
Position Title	FTE
Code Enforcement Officer	3.00
Deputy Sheriff - Enforcement	3.00
Sergeant	1.00
SO Office Specialist 2	0.40
SO Office Specialist 3	1.00
Program Community Resource Unit FTE Total:	8.40

- There are 0.5 FTE temporary employees in this program.

FTE Changes

There are no FTE changes for this program.

MARION COUNTY FY 2021-22 BUDGET

BY DEPARTMENT

SHERIFF'S OFFICE

Community Resource Unit Program Budget Justification

RESOURCES

Charges for Services includes alarm fees, code enforcement services, and the Mobile Crisis Team and minimal changes are anticipated in FY 2021-22.

General Fund Transfers increased due to increases in Requirements.

REQUIREMENTS

Personnel Services and Materials and Services decreased due to reductions in School Resource Officers for the Salem-Keizer School District during FY 2020-21, which is not yet reflected in the budget.

Contingency is budgeted for unanticipated program expenditures.

MARION COUNTY FY 2021-22 BUDGET

BY DEPARTMENT

SHERIFF'S OFFICE

Judicial Security Program

- Provides courtroom and judicial security for courtrooms within the county for criminal, civil, and domestic relations hearings. Services are provided at Circuit Court facilities located in the Marion County Courthouse, the Jail Annex, and the Marion County Juvenile facility.
- Provides transports between multiple correctional facilities including the Oregon State Hospital (OSH) and Oregon Youth Authority. Provides contracted transports for OSH patients to medical appointments.
- Provides security for pretrial and sentenced individuals involved in medical emergencies during court proceedings.
- Provides adult and juvenile threat assessment services for partner agencies throughout the county. Also provides security audits and safety plans for county buildings.

Program Summary

Sheriff's Office

Program: Judicial Security

	FY 18-19 ACTUAL	FY 19-20 ACTUAL	FY 20-21 BUDGET	FY 21-22 ADOPTED	+/- %
RESOURCES					
Intergovernmental State	523,160	776,016	687,475	530,014	-22.9%
Charges for Services	1,576	0	0	0	n.a.
General Fund Transfers	2,334,885	2,286,626	2,426,941	2,510,484	3.4%
Net Working Capital	50,955	119,448	252,695	396,229	56.8%
TOTAL RESOURCES	2,910,576	3,182,090	3,367,111	3,436,727	2.1%
REQUIREMENTS					
Personnel Services	2,386,548	2,549,420	2,641,202	2,545,882	-3.6%
Materials and Services	90,711	83,555	126,577	137,088	8.3%
Administrative Charges	313,868	296,420	357,220	359,528	0.6%
Contingency	0	0	218,665	160,156	-26.8%
Ending Fund Balance	0	0	23,447	234,073	898.3%
TOTAL REQUIREMENTS	2,791,128	2,929,395	3,367,111	3,436,727	2.1%
FTE	16.00	16.00	16.00	16.00	0.0%

FTE By Position Title By Program

Program: Judicial Security	
Position Title	FTE
Deputy Sheriff - Enforcement	3.00
Deputy Sheriff - Enforcement (Bilingual)	1.00
Deputy Sheriff - Institutions	11.00
Sergeant	1.00
Program Judicial Security FTE Total:	16.00

- There are 2.32 FTE in temporary deputies in this program.

FTE Changes

There are no FTE changes for this program.

MARION COUNTY FY 2021-22 BUDGET

BY DEPARTMENT

SHERIFF'S OFFICE

Judicial Security Program Budget Justification

RESOURCES

Intergovernmental State decreased due to contracted increases with the Oregon State Hospital for transport services that were approved in FY 2020-21 supplemental budget requests.

General Fund Transfers increased due to increases in Requirements.

Net Working Capital increased due to carry-over from the Oregon State Hospital contract for transport services.

REQUIREMENTS

Personnel Services increased due to normal step increases, cost of living adjustments and related fringe benefit increases.

Materials and Services increased due to replacement Tasers, an increase in monthly charges for cell phones, and an increase for dispatch services.

Contingency is budgeted for unanticipated program expenditures.

Ending Fund Balance increased due to carry-over funding from the Oregon State Hospital contract for transport services.

MARION COUNTY FY 2021-22 BUDGET

BY DEPARTMENT

SHERIFF'S OFFICE

Enforcement Support Program

- Provides oversight of Enforcement division functions.
- Ensures compliance with Oregon Accreditation Alliance in regard to enforcement policy and procedures.
- Conducts professional standards investigations and inquiries as necessary.

Program Summary

Sheriff's Office

Program: Enforcement Support

	FY 18-19 ACTUAL	FY 19-20 ACTUAL	FY 20-21 BUDGET	FY 21-22 ADOPTED	+/- %
RESOURCES					
Charges for Services	25	482	0	0	n.a.
General Fund Transfers	1,055,295	956,763	1,029,954	1,086,426	5.5%
TOTAL RESOURCES	1,055,320	957,244	1,029,954	1,086,426	5.5%
REQUIREMENTS					
Personnel Services	745,951	695,819	736,899	788,002	6.9%
Materials and Services	196,145	153,073	166,430	172,469	3.6%
Administrative Charges	113,223	108,352	126,625	125,955	-0.5%
TOTAL REQUIREMENTS	1,055,320	957,244	1,029,954	1,086,426	5.5%
FTE	3.90	3.90	3.90	3.90	0.0%

FTE By Position Title By Program

Program: Enforcement Support	
Position Title	FTE
Division Commander	1.00
Lieutenant	1.90
Sergeant	1.00
Program Enforcement Support FTE Total:	3.90

FTE Changes

There are no FTE changes for this program.

Enforcement Support Program Budget Justification

RESOURCES

This program is funded entirely by General Fund.

REQUIREMENTS

Personnel Services increased due to normal step increases, cost of living adjustments and related fringe benefit increases.

Materials and Services increased due to data connections, cell phones, and for replacement equipment.

MARION COUNTY FY 2021-22 BUDGET

BY DEPARTMENT

SHERIFF'S OFFICE

Detectives Program

- Provides investigative services in the areas of computer forensics, homicides, serious assaults, missing persons, sex offenses, organized crime, and robberies.
- Investigates incidents that result in injury or death to an officer. As mandated by Senate Bill 111, investigates incidents where officers/deputies are involved in the use of deadly force.
- Provides specially trained investigators in domestic violence and crimes against children.
- Provides technical assistance and serves as a resource to agencies and investigative units within Marion County.
- Focuses on community livability concerns, education, outreach and community engagement.

Program Summary

Sheriff's Office

Program: Detectives

	FY 18-19 ACTUAL	FY 19-20 ACTUAL	FY 20-21 BUDGET	FY 21-22 ADOPTED	+/- %
RESOURCES					
Intergovernmental Federal	1,925	0	0	0	n.a.
Intergovernmental State	25,798	27,234	27,622	27,291	-1.2%
Charges for Services	1,300	1,300	0	0	n.a.
General Fund Transfers	1,832,676	2,087,102	2,332,597	2,492,283	6.8%
Other Fund Transfers	0	29	0	0	n.a.
Net Working Capital	123,644	64,511	53,591	48,340	-9.8%
TOTAL RESOURCES	1,985,343	2,180,176	2,413,810	2,567,914	6.4%
REQUIREMENTS					
Personnel Services	1,418,797	1,745,523	1,920,620	2,071,336	7.8%
Materials and Services	143,959	106,895	150,734	154,482	2.5%
Administrative Charges	344,925	274,168	318,855	316,388	-0.8%
Capital Outlay	13,150	0	0	0	n.a.
Contingency	0	0	23,601	25,708	8.9%
TOTAL REQUIREMENTS	1,920,832	2,126,585	2,413,810	2,567,914	6.4%
FTE	14.00	14.00	14.00	14.00	0.0%

FTE By Position Title By Program

Program: Detectives	
Position Title	FTE
Administrative Specialist Detective Section	1.00
Deputy Sheriff - Enforcement	8.00
Deputy Sheriff - Enforcement (Bilingual)	2.00
Evidence Officer	2.00
Sergeant	1.00
Program Detectives FTE Total:	14.00

FTE Changes

There are no FTE changes for this program.

MARION COUNTY FY 2021-22 BUDGET

BY DEPARTMENT

SHERIFF'S OFFICE

Detectives Program Budget Justification

RESOURCES

General Fund Transfers increased due to increases in Requirements.

REQUIREMENTS

Personnel Services increased due to normal step increases, cost of living adjustments and related fringe benefit increases.

Materials and Services increased for software price increases, printing supplies related to the new records management system, a leased mobile office for evidence staff, and fleet leases.

Contingency is budgeted for unanticipated program expenditures.

MARION COUNTY FY 2021-22 BUDGET

BY DEPARTMENT

SHERIFF'S OFFICE

Patrol Program

- Provides criminal and traffic law enforcement services 24 hours a day, seven days a week for residents in rural areas, unincorporated communities, and cities without dedicated police coverage or less than 24-hour law enforcement response services.
- Supports and assists various police agencies within Marion County on calls for service or investigations when requested.
- Provides Search and Rescue, Canine Teams, Reserve Program, Marine Patrol, and Special Weapons and Tactics Team (SWAT).
- Reduces motor vehicle crashes, injuries and fatalities through enforcement, education, and engineering efforts by the self-funded Traffic Safety Team, in collaboration with agency partners.
- Utilizes specialized investigators to reconstruct and investigate serious person crimes and/or fatal motor vehicle crashes.
- Provides contracted law enforcement services for cities, and other public/private entities for special events.

Program Summary

Sheriff's Office

Program: Patrol

	FY 18-19 ACTUAL	FY 19-20 ACTUAL	FY 20-21 BUDGET	FY 21-22 ADOPTED	+/- %
RESOURCES					
Intergovernmental Federal	46,654	358,384	523,325	369,513	-29.4%
Intergovernmental State	209,023	150,008	196,692	212,439	8.0%
Charges for Services	828,085	879,439	855,479	848,743	-0.8%
Fines and Forfeitures	2,194,528	2,099,167	2,050,531	2,055,642	0.2%
Interest	25,960	27,283	17,711	9,701	-45.2%
Other Revenues	29,540	33,069	20,000	25,000	25.0%
General Fund Transfers	7,521,592	7,195,937	8,150,894	7,850,931	-3.7%
Other Fund Transfers	(15,539)	172,622	221,617	222,394	0.4%
Settlements	0	938	0	0	n.a.
Net Working Capital	1,196,672	1,261,320	1,028,509	662,984	-35.5%
TOTAL RESOURCES	12,036,514	12,178,167	13,064,758	12,257,347	-6.2%
REQUIREMENTS					
Personnel Services	7,864,569	7,988,412	9,044,539	8,707,215	-3.7%
Materials and Services	1,477,548	1,441,693	1,922,508	1,795,499	-6.6%
Administrative Charges	1,280,064	1,261,143	1,427,987	1,395,762	-2.3%
Capital Outlay	53,013	82,026	47,496	0	-100.0%
Transfers Out	100,000	275,000	312,333	309,550	-0.9%
Contingency	0	0	159,595	49,321	-69.1%
Ending Fund Balance	0	0	150,300	0	-100.0%
TOTAL REQUIREMENTS	10,775,195	11,048,275	13,064,758	12,257,347	-6.2%
FTE	60.15	60.15	60.10	60.10	0.0%

FTE By Position Title By Program

Program: Patrol	
Position Title	FTE
Deputy Sheriff - Enforcement	49.00
Deputy Sheriff - Enforcement (Bilingual)	2.00

MARION COUNTY FY 2021-22 BUDGET
BY DEPARTMENT
SHERIFF'S OFFICE

Program: Patrol	
Position Title	FTE
Lieutenant	0.10
Program Coordinator 2	1.00
Sergeant	7.00
Support Services Technician (Bilingual)	1.00
Program Patrol FTE Total:	60.10

- There are 0.17 FTE in temporary employees in this program for Marine Patrol.

FTE Changes

There are no FTE changes for this program.

Patrol Program Budget Justification

RESOURCES

Intergovernmental Federal decreased due to anticipated spending for two federal Bureau of Justice Assistance grants, which fund enhancements to Law Enforcement Assisted Diversion (LEAD).

There were minimal increases to Charges for Services, which mostly comprise of patrol contracts with cities.

Fines and Forfeitures for traffic fines are anticipated to remain consistent with prior years.

General Fund Transfers decreased due to a one-time transfer related to the Beachie Creek Fire Response in the prior year.

REQUIREMENTS

Personnel Services costs decreased due to overtime for the Beachie Creek Fire Response in the prior year, partially offset by normal step increases, cost of living adjustments and related fringe benefit increases.

Materials and Services decreased due to one-time equipment purchases in the prior year, based on budget adjustments for the federally funded LEAD grants, a cost savings for leased multi-function copiers, and a reduction in fleet leases.

Contingency is budgeted for unanticipated program expenditures.

Ending Fund Balance decreased due to a reduction in revenue related to traffic fines in prior year.

MARION COUNTY FY 2021-22 BUDGET

BY DEPARTMENT

SHERIFF'S OFFICE

Enhanced Public Safety ESSD Program

- Provides criminal and traffic law enforcement services 24 hours a day, seven days a week for the Enhanced Public Safety East Salem Service District (ESSD).
- Supports and assists various police agencies within Marion County on calls for service or investigations when requested.
- Provides traffic enforcement and conducts community awareness/education presentations to reduce motor vehicle crashes, injuries, and fatalities.
- Utilizes specialized investigators to reconstruct and investigate serious person crimes and/or fatal motor vehicle crashes.
- Provides enhanced community engagement opportunities.

Program Summary

Sheriff's Office

Program: Enhanced Public Safety ESSD

	FY 18-19 ACTUAL	FY 19-20 ACTUAL	FY 20-21 BUDGET	FY 21-22 ADOPTED	+/- %
RESOURCES					
Intergovernmental Federal	0	3,544	0	0	n.a.
Charges for Services	1,639,269	1,620,518	1,614,000	1,602,502	-0.7%
Interest	14,673	26,196	28,577	10,841	-62.1%
Net Working Capital	0	1,295,565	1,519,869	1,495,351	-1.6%
TOTAL RESOURCES	1,653,942	2,945,823	3,162,446	3,108,694	-1.7%
REQUIREMENTS					
Personnel Services	218,272	1,132,552	1,247,173	1,312,648	5.2%
Materials and Services	10,224	103,977	318,359	323,794	1.7%
Administrative Charges	0	73,500	148,169	146,409	-1.2%
Capital Outlay	2,994	7,919	0	0	n.a.
Transfers Out	126,888	108,006	3,492	0	-100.0%
Contingency	0	0	183,669	310,869	69.3%
Ending Fund Balance	0	0	1,261,584	1,014,974	-19.5%
TOTAL REQUIREMENTS	358,378	1,425,954	3,162,446	3,108,694	-1.7%
FTE	10.00	10.00	10.00	10.00	0.0%

FTE By Position Title By Program

Program: Enhanced Public Safety ESSD	
Position Title	FTE
Deputy Sheriff - Enforcement	10.00
Program Enhanced Public Safety ESSD FTE Total:	10.00

FTE Changes

There are no FTE changes for this program.

Enhanced Public Safety ESSD Program Budget Justification

RESOURCES

Charges for Services are fee assessments to dwellings and properties for public safety services specific to the communities of Hayesville and Four Corners.

MARION COUNTY FY 2021-22 BUDGET

BY DEPARTMENT

SHERIFF'S OFFICE

REQUIREMENTS

Personnel Services increased due to normal step increases, cost of living adjustments and related fringe benefit increases.

The increase in Materials and Services is due to increases in uniforms and clothing, monthly cell phone costs, and dispatch services provided by Willamette Valley Communications Center.

Contingency increased to address unanticipated program needs.

MARION COUNTY FY 2021-22 BUDGET

BY DEPARTMENT

SHERIFF'S OFFICE

Institutions Support Program

- Provides overall support to the jail facility including records and warrants services, court desk services, and administrative support.
- Manages and performs all records functions associated with lodging and releasing adults in custody. Services include data entry when people are booked into the jail and transition center, and tracking sentenced adults in custody.
- Enters and maintains warrants, no contact orders, and all restraining orders.
- Determines release dates and arranges for transports to and from correctional facilities throughout the Northwest region.

Program Summary

Sheriff's Office	Program: Institutions Support				
	FY 18-19 ACTUAL	FY 19-20 ACTUAL	FY 20-21 BUDGET	FY 21-22 ADOPTED	+/- %
RESOURCES					
Charges for Services	145	0	0	0	n.a.
General Fund Transfers	3,442,143	3,711,474	3,846,550	4,069,674	5.8%
Other Fund Transfers	92,822	92,822	92,822	92,822	0.0%
TOTAL RESOURCES	3,535,110	3,804,296	3,939,372	4,162,496	5.7%
REQUIREMENTS					
Personnel Services	2,343,935	2,530,754	2,718,811	2,842,227	4.5%
Materials and Services	681,669	785,953	714,068	753,477	5.5%
Administrative Charges	509,505	487,589	506,493	566,792	11.9%
TOTAL REQUIREMENTS	3,535,110	3,804,296	3,939,372	4,162,496	5.7%
FTE	23.00	23.00	23.00	23.00	0.0%

FTE By Position Title By Program

Program: Institutions Support	
Position Title	FTE
Division Commander - Institution	1.00
Lieutenant	4.00
Office Manager Sr	1.00
Sheriff's Office Records Specialist	3.00
SO Office Specialist 2	2.00
Support Services Technician	10.00
Support Services Technician (Bilingual)	2.00
Program Institutions Support FTE Total:	23.00

FTE Changes

There are no FTE changes for this program.

Institutions Support Program Budget Justification

RESOURCES

General Fund Transfers increased due to increases in Requirements.

Other Fund Transfers from Community Corrections remain consistent with the prior year.

MARION COUNTY FY 2021-22 BUDGET
BY DEPARTMENT
SHERIFF'S OFFICE

REQUIREMENTS

Personnel Services increased due to normal step increases, cost of living adjustments and related fringe benefit increases.

Materials and Services increased for office and departmental equipment needs, and for increased utilities.

MARION COUNTY FY 2021-22 BUDGET

BY DEPARTMENT

SHERIFF'S OFFICE

Jail Operations Program

- Processes and lodges arrestees who are brought to the Marion County Jail by law enforcement agencies throughout the county.
- Provides 24-hour supervision and monitors all adults in custody (AIC) in all classification levels in custody at the jail facility.
- Provides drug detection canine, classification, training, AIC worker supervision, purchasing services, search and rescue assistance, SWAT participants, a Security Threat Group, and a Cell Extraction Team.
- Provides support to the law library and educational programs.
- Operates and manages the transport hub for the entire state.
- Operates the transition center including deputy-supervised work crews.
- Monitors pretrial defendants selected using risk assessments and judicial referrals, allowing for higher risk individuals to remain in custody; and ensuring those released are monitored according to their risk and return to report for court hearings.
- Provides AIC labor to public entities through contracts and intergovernmental agreements throughout Marion County.
- Transition center operations support county departments including Business Services - Facilities Management, Public Works - Road Crews, and Community Services - dog kennel; by providing work crews to perform general labor.
- Transition center operations facilitate reentry into the community by providing a structured environment and work crew participation as well as opportunities to learn new job skills.
- Operates a reentry program which provides drug and alcohol treatment and employment services for adults released from jail.
- Hosts the De Muniz Resource Center providing transitional assistance and services to individuals currently serving a sanction or sentence at the transition center, for those who have recently been released from incarceration, or community corrections offenders currently boarding at the transition center.

Program Summary

Sheriff's Office

Program: Jail Operations

	FY 18-19 ACTUAL	FY 19-20 ACTUAL	FY 20-21 BUDGET	FY 21-22 ADOPTED	+/- %
RESOURCES					
Intergovernmental Federal	37,882	12,690	43,463	46,107	6.1%
Intergovernmental State	463,061	497,895	499,643	521,903	4.5%
Charges for Services	942,750	730,045	656,866	717,818	9.3%
Interest	6,447	9,747	12,157	12,157	0.0%
Other Revenues	308	60	0	0	n.a.
General Fund Transfers	11,097,599	11,983,744	13,505,612	14,313,003	6.0%
Other Fund Transfers	4,333,585	4,110,495	4,111,224	3,899,001	-5.2%
Net Working Capital	456,090	583,042	876,093	932,117	6.4%
TOTAL RESOURCES	17,337,723	17,927,717	19,705,058	20,442,106	3.7%
REQUIREMENTS					
Personnel Services	12,873,374	13,387,289	14,352,793	15,056,127	4.9%
Materials and Services	1,595,779	1,479,564	1,753,966	2,082,698	18.7%
Administrative Charges	2,259,336	2,156,743	2,586,058	2,572,505	-0.5%
Capital Outlay	26,192	28,028	0	91,004	n.a.
Contingency	0	0	188,408	115,811	-38.5%

MARION COUNTY FY 2021-22 BUDGET

BY DEPARTMENT

SHERIFF'S OFFICE

	FY 18-19 ACTUAL	FY 19-20 ACTUAL	FY 20-21 BUDGET	FY 21-22 ADOPTED	+/- %
Ending Fund Balance	0	0	823,833	523,961	-36.4%
TOTAL REQUIREMENTS	16,754,681	17,051,624	19,705,058	20,442,106	3.7%
FTE	108.00	107.00	108.00	108.00	0.0%

FTE By Position Title By Program

Program: Jail Operations	
Position Title	FTE
Case Aide	3.00
Deputy Sheriff - Institutions	57.00
Deputy Sheriff - Institutions (Bilingual)	5.00
Deputy Sheriff - Institutions (MSR)	23.00
Deputy Sheriff - Institutions (MSR) (Bilingual)	2.00
Facility Security Aide 2	6.00
Facility Security Aide 2 (Bilingual)	1.00
Sergeant	10.00
Support Services Technician	1.00
Program Jail Operations FTE Total:	108.00

FTE Changes

There are no FTE changes for this program.

Jail Operations Program Budget Justification

RESOURCES

Intergovernmental State increased for position increases for the Justice Reinvestment Initiative.

Charges for Services reflects adult in custody (AIC) pay telephone fees related to legislative changes, work crew fees, and reduced Felony Driving Under the Influence of Intoxicants (DUII) Reimbursement from Senate Bill 395.

The increase in General Fund Transfers is due to increases in Requirements.

Other Fund Transfers decreased due to reduced Community Corrections revenue based on the Governor's proposed budget for the upcoming biennium, and due to reduced Criminal Justice Assessment revenue.

REQUIREMENTS

Personnel Services increased due to normal step increases, cost of living adjustments and related fringe benefit increases.

Materials and Services increases include the purchase of new radios, a new contract for jail reentry services, the jail survey which occurs every two to four years, and increased fleet leases. There are offsetting decreases due to one-time equipment purchases in the prior year.

Capital Outlay is for recreation yard improvements for adults in custody.

MARION COUNTY FY 2021-22 BUDGET

BY DEPARTMENT

SHERIFF'S OFFICE

Inmate Medical Services Program

- Provides medical services to all adults who are incarcerated in the Marion County Jail.
- Provides health screening and services ranging from basic first aid to more serious management of medical conditions and needs; including medication, prenatal care, dental care, and mental health care.
- Facilitates and arranges transports for emergencies and medical appointments outside of the facility.

Program Summary

Sheriff's Office

Program: Inmate Medical Services

	FY 18-19 ACTUAL	FY 19-20 ACTUAL	FY 20-21 BUDGET	FY 21-22 ADOPTED	+/- %
RESOURCES					
Charges for Services	38,628	32,200	8,923	11,538	29.3%
General Fund Transfers	3,074,867	2,906,288	2,970,911	2,960,639	-0.3%
TOTAL RESOURCES	3,113,495	2,938,488	2,979,834	2,972,177	-0.3%
REQUIREMENTS					
Personnel Services	1,614,897	1,732,984	1,821,980	1,880,182	3.2%
Materials and Services	1,102,318	826,268	714,672	714,132	-0.1%
Administrative Charges	396,280	379,236	443,182	377,863	-14.7%
TOTAL REQUIREMENTS	3,113,495	2,938,488	2,979,834	2,972,177	-0.3%
FTE	13.50	13.50	13.50	13.50	0.0%

FTE By Position Title By Program

Program: Inmate Medical Services	
Position Title	FTE
Corrections Health Prgm Supervisor	1.00
Corrections Nurse	5.00
Corrections Nurse (Bilingual)	1.00
Corrections Nurse (LPN)	4.00
Deputy Sheriff - Institutions	1.00
SO Office Specialist 2	0.50
SO Office Specialist 2 (Bilingual)	1.00
Program Inmate Medical Services FTE Total:	13.50

FTE Changes

There are no FTE changes for this program.

Inmate Medical Services Program Budget Justification

RESOURCES

Charges for Services are hygiene kits for adults in custody, which are anticipated to increase.

General Fund Transfers decreased due to decreases in Requirements.

REQUIREMENTS

Personnel Services increased due to normal step increases, cost of living adjustments and related fringe benefit increases.

Materials and Services saw offsetting decreases and increases which resulted in minimal net reductions.

MARION COUNTY FY 2021-22 BUDGET

BY DEPARTMENT

SHERIFF'S OFFICE

Parole and Probation Support Program

- A division commander and two lieutenants provide overall administrative support to the division including supervisory oversight, resource allocation, and contract monitoring.
- Administrative staff complete data entry; including judgments, amendments, and sanctions. Additionally, staff process reports, collect supervision fees, and greet the public and clients.

Program Summary

Sheriff's Office

Program: Parole and Probation Support

	FY 18-19 ACTUAL	FY 19-20 ACTUAL	FY 20-21 BUDGET	FY 21-22 ADOPTED	+/- %
RESOURCES					
Intergovernmental Federal	0	16,131	0	0	n.a.
Intergovernmental State	7,188,364	5,918,472	5,789,683	5,502,829	-5.0%
Interest	0	0	23,309	23,307	0.0%
Other Fund Transfers	438,928	841,169	(15,198)	0	-100.0%
Net Working Capital	622,724	1,337,217	1,590,615	2,092,314	31.5%
TOTAL RESOURCES	8,250,017	8,112,990	7,388,409	7,618,450	3.1%
REQUIREMENTS					
Personnel Services	1,368,301	1,234,318	1,565,412	1,503,064	-4.0%
Materials and Services	663,822	552,105	650,289	634,521	-2.4%
Administrative Charges	500,794	571,840	550,216	639,862	16.3%
Transfers Out	4,379,882	4,164,111	4,163,424	3,961,801	-4.8%
Contingency	0	0	459,068	879,202	91.5%
TOTAL REQUIREMENTS	6,912,799	6,522,375	7,388,409	7,618,450	3.1%
FTE	16.00	14.00	14.00	14.00	0.0%

FTE By Position Title By Program

Program: Parole and Probation Support	
Position Title	FTE
Division Commander	1.00
Lieutenant	2.00
Office Manager Sr	1.00
Office Specialist 2	2.00
Office Specialist 3	7.00
Office Specialist 3 (Bilingual)	1.00
Program Parole and Probation Support FTE Total:	14.00

FTE Changes

There are no FTE changes for this program.

Parole and Probation Support Program Budget Justification

RESOURCES

The primary funding source for this program is Community Corrections, with an anticipated decrease in Intergovernmental State in the first year of the biennium based on the Governor's proposed budget.

REQUIREMENTS

Personnel Services decreases are due to staffing changes.

MARION COUNTY FY 2021-22 BUDGET

BY DEPARTMENT

SHERIFF'S OFFICE

Materials and Services decreased primarily due to one-time radio costs in the prior year, and reduced utilities. Offsetting increases include uniforms and clothing, monthly cell phone and data connection charges, and fleet leases.

Transfers Out to the Jail Operations program decreased due to reduced Community Corrections revenue based on the Governor's proposed budget for the upcoming biennium.

Contingency is budgeted for unforeseen expenditures.

MARION COUNTY FY 2021-22 BUDGET

BY DEPARTMENT

SHERIFF'S OFFICE

Parole and Probation Supervsn Program

- Manages parole and probation offenders located within county boundaries.
- Provides offender supervision, sanctions, alcohol and drug treatment programs, sex offender programs, cognitive classes, employment coordination, victim restitution, and community service work.
- Uses evidence-based practices and Effective Practices in Community Supervision (EPICS) as guiding philosophies that cover the delivery of supervision services to the offender population. Key evidence-based practices are the use of assessments, case plans, skill building, and the utilization of sanctions and services that reduce risk and promote offender change.
- Manages field supervision caseloads which are divided and organized by offense type, risk level and geographic regions within the county, facilitating community partnerships, and familiarity with the community. There are also specialized caseloads for transitional release offenders, sex offenders, high-risk offenders, mental health offenders, and domestic violence cases.

Program Summary

Sheriff's Office

Program: Parole and Probation Supervsn

	FY 18-19 ACTUAL	FY 19-20 ACTUAL	FY 20-21 BUDGET	FY 21-22 ADOPTED	+/- %
RESOURCES					
Intergovernmental Federal	0	13,228	499,837	327,891	-34.4%
Intergovernmental State	7,026,040	7,227,799	7,288,519	6,818,292	-6.5%
Charges for Services	911,720	873,344	1,409,069	857,000	-39.2%
Interest	80,413	77,233	0	0	n.a.
Other Revenues	56	0	0	0	n.a.
Other Fund Transfers	(228,095)	(582,619)	168,815	160,100	-5.2%
Net Working Capital	440,181	194,094	188,344	130,168	-30.9%
TOTAL RESOURCES	8,230,316	7,803,080	9,554,584	8,293,451	-13.2%
REQUIREMENTS					
Personnel Services	5,468,513	5,565,178	6,972,706	6,311,103	-9.5%
Materials and Services	1,969,647	1,476,533	1,888,150	1,370,308	-27.4%
Administrative Charges	596,254	571,896	670,995	612,040	-8.8%
Capital Outlay	0	0	6,919	0	-100.0%
Transfers Out	1,807	1,130	0	0	n.a.
Contingency	0	0	15,814	0	-100.0%
TOTAL REQUIREMENTS	8,036,221	7,614,737	9,554,584	8,293,451	-13.2%
FTE	51.50	48.50	50.50	50.50	0.0%

FTE By Position Title By Program

Program: Parole and Probation Supervsn	
Position Title	FTE
Case Aide	2.00
Case Aide (Bilingual)	1.00
Community Corrections Educator	1.00
Deputy Sheriff - P & P - Advanced	39.00
Deputy Sheriff - P & P - Advanced (Bilingual)	2.00
Program Coordinator 2	0.50
Sergeant	4.00

MARION COUNTY FY 2021-22 BUDGET
 BY DEPARTMENT
 SHERIFF'S OFFICE

Program: Parole and Probation Supervsn	
Position Title	FTE
Victim Assistance Program Coordinator	1.00
Program Parole and Probation Supervsn FTE Total:	50.50

FTE Changes

There are no FTE changes for this program.

Parole and Probation Supervsn Program Budget Justification

RESOURCES

The primary funding source for this program is Community Corrections with an anticipated decrease in Intergovernmental State in the first year of the biennium based on the Governor's proposed budget. Intergovernmental Federal decreased from Coronavirus Emergency Supplemental Funding received in the prior year.

Charges for Services decreased due to the end of a contract for services with Marion County Health and Human Services which was providing security for the Hotel Sheltering Program.

REQUIREMENTS

Personnel Services decreased due to staffing changes and reduced overtime related to the end of a contract for services with Marion County Health and Human Services for the Hotel Sheltering Program in the prior year.

Materials and Services decreased due to one-time funding related to the pandemic in prior year for personal protective equipment and housing subsidies, and for reduced contracts for service for Social Services due to reduced Community Corrections funding.

MARION COUNTY FY 2021-22 BUDGET

BY DEPARTMENT

SHERIFF'S OFFICE

Parole and Probation Treatment Program

- Dedicates efforts to focus treatment resources towards the highest risk offenders, promoting positive change through a cognitive-based curriculum, enhanced motivation, offender accountability, and collaborative case management strategies.
- Manages efforts at stemming drug use, domestic violence, and sex offenses.
- Utilizes supplemental state funding to partner with the community and create innovative transitional wraparound programming such as SOAR (Student Opportunity for Achieving Results), prison diversion programs, the De Muniz Resource Center, and motivation/cognitive programming.
- Collaborates with private and public entities to focus on reducing victimization of citizens and recidivism among offenders.
- Works continuously on quality improvement standards as established by the state.
- Uses innovative means of partnering with the community and reducing barriers to successful reintegration through the Marion County Reentry Initiative, the Marion County Justice Reinvestment Council, and continued collaborative efforts with contracted private not-for-profit service agencies.
- Collaborate continuously with criminal justice partners involved in the Mental Health Court, Veteran's Court and Drug Court.

Program Summary

Sheriff's Office

Program: Parole and Probation Treatment

	FY 18-19 ACTUAL	FY 19-20 ACTUAL	FY 20-21 BUDGET	FY 21-22 ADOPTED	+/- %
RESOURCES					
Intergovernmental Federal	0	2,623	0	0	n.a.
Intergovernmental State	533,905	578,857	589,036	635,956	8.0%
Charges for Services	1,465	5,244	0	0	n.a.
Other Fund Transfers	(1,284)	(25,585)	0	0	n.a.
Net Working Capital	10,000	0	4,250	0	-100.0%
TOTAL RESOURCES	544,086	561,138	593,286	635,956	7.2%
REQUIREMENTS					
Personnel Services	479,434	495,135	519,327	550,866	6.1%
Materials and Services	28,876	24,455	33,700	29,450	-12.6%
Administrative Charges	35,776	37,298	40,259	55,640	38.2%
TOTAL REQUIREMENTS	544,086	556,888	593,286	635,956	7.2%
FTE	4.50	4.50	4.50	4.50	0.0%

FTE By Position Title By Program

Program: Parole and Probation Treatment	
Position Title	FTE
Deputy Sheriff - P & P - Advanced	1.00
Deputy Sheriff - P & P - Advanced (Bilingual)	1.00
Mental Health and Evaluation Specialist	1.00
Program Coordinator 1	1.00
Program Coordinator 2	0.50
Program Parole and Probation Treatment FTE Total:	4.50

MARION COUNTY FY 2021-22 BUDGET
BY DEPARTMENT
SHERIFF'S OFFICE

FTE Changes

There are no FTE changes for this program.

Parole and Probation Treatment Program Budget Justification

RESOURCES

Intergovernmental State is Community Corrections funding with an anticipated increase for Personnel Services increases.

REQUIREMENTS

Personnel Services increased due to normal step increases, cost of living adjustments and related fringe benefit increases.

Materials and Services decreased due to the end of a study with the Oregon Social Learning Center in the prior year.

MARION COUNTY FY 2021-22 BUDGET

BY DEPARTMENT

SHERIFF'S OFFICE

KEY DEPARTMENT ACCOMPLISHMENTS

- The Sheriff's Office coordinated and responded to mass evacuations due to the Beachie Creek and Lions Head wildfires, resulting in significant preservation of life. The Sheriff's Office continued to work with partner agencies to address recovery efforts by providing enhanced law enforcement services; removing over 200 boats from Detroit Lake; coordinating critical community messaging; and by overseeing purchasing, payroll, and the accumulation of associated documentation for federal funds reimbursement.
- The Sheriff's Office responded to the COVID-19 pandemic by reducing capacity and restricting lodges at the Marion County Jail; applying for and receiving awards for Coronavirus Emergency Supplemental Fund (CESF) grants totaling nearly \$1 million which were used to prevent, prepare for, and respond to the coronavirus; and by launching an online training academy to continue vital training including de-escalation, use of force, and ethics.
- A new vendor has been selected to replace the end-of-life Records Management and Jail Management Systems (RMS/JMS). During 2020 and 2021, workshops have been held with subject matter experts to configure the new system in collaboration with an outside consultant, the new vendor, and Marion County Information Technology Department. The goals for the new system include improved efficiency, improved product support, and the ability to go paperless to the best extent possible.
- During the historic ice-storm in February of 2021, Search and Rescue conducted welfare checks and assisted with road closures in coordination with the Oregon Army National Guard and Marion County Emergency Management. Welfare checks were conducted at over 640 residences over the course of four days where teams helped distribute water, blankets, batteries, and other items to community members.
- Marion County's Pretrial Release Program served a total of 827 program participants in 2020, which was double from the previous year. Further, the program has expanded the caseload monitoring capacity from 150 to 300 program participants at a time.
- Parole and Probation applied for and was awarded Measure 57 Supplemental Funds through the State Department of Corrections which were used to provide cognitive behavioral intervention curriculum trainings to community treatment providers and facilitators within our in-house treatment programs.
- The Sheriff's Office employees received numerous awards for their achievements from the Oregon State Sheriffs' Association (OSSA) including the Leupold Community Hero award presented to the Marion County Sheriff's Office for the wildfire response; Jail Deputy of the year award to Deputy Ben McGowan; Distinguished Service award to Deputies Cody Crites, Cynthia Houghton, Jessie Tacadena, Carlos Hernandez and Nurse Jessica Villanueva; Parole and Probation Deputy of the year to Pablo Garcia; Enforcement Supervisor of the year to Sergeant Shane Burnham; Enforcement Tactical Supervisor of the year to Lieutenant Jim Krieger; and the OSSA President's Special Recognition awards to Commander Tad Larson and Lieutenant Nick Hunter.
- The Enhanced Public Safety East Salem Service District (ESSD) transitioned to a four-day, 10 hour shift with overlap on Fridays, allowing deputies to better address livability issues within the communities and to engage in community events and outreach throughout the Hayesville-Jan Ree and Four-Corners neighborhoods.
- In 2020, the Marion County Sheriff's Office continued to partner with Marion County Health and Human Services, Marion County District Attorney's Office, Salem Police Department, and City of Salem Attorney's Office to expand the Law Enforcement Assisted Diversion (LEAD) program. Four additional law enforcement agencies were trained and procedures were developed to provide a county-wide, 24/7 response model. The LEAD program has diverted a total of 110 individuals away from the criminal justice system, toward community resources and intensive case management. Early data revealed an average 57 percent reduction in police contacts and a 61 percent decrease in new arrests with active LEAD clients. These reductions translated to an overall savings in police response, booking, prosecution and incarceration costs.
- The Sheriff's Office assisted with a collaborative group including Marion County Public Works to become the first Oregon county to designate a local safety corridor, the McKay/Yergen/Ehlen Safety Corridor between OR-219 and Interstate 5. Safety corridors are an effective means to reduce crash rates. The Sheriff's Office has coordinated with neighboring agencies to conduct targeted patrols to educate drivers on speed and other safety issues in the newly established safety corridor.

MARION COUNTY FY 2021-22 BUDGET

BY DEPARTMENT

SHERIFF'S OFFICE

KEY INDICATORS

1: Community Resource Unit Outreach (Crime Prevention)

Definition and Purpose

The Community Resource Unit (CRU) coordinates an office-wide approach to intelligence-led policing. CRU uses a global approach to creating positive change in our community through crime prevention and environmental design.

CRU utilizes several progressive models in an effort to promote crime prevention while trying to reduce the overall occurrence. One of these models is Problem-Oriented Policing (POP). POP focuses on a strategy that involves the identification and analysis of specific crime and disorder problems in order to develop effective response strategies.

The Community Resource Unit tracks the number of community events (National Night Out, neighborhood watch, job fairs, and community events) and the number of public service announcements as part of our community education outreach.

The Crisis Outreach Response Team (CORT) has been renamed this year to avoid confusion with the community members we serve: Community Crisis Outreach Team (CCOT). CCOT tracks the number of outreach contacts it has during each fiscal year. CCOT is a partnership between the Marion County Sheriff's Office, Marion County Health and Human Services, and neighboring law enforcement agencies including City of Salem Police Department, Woodburn Police Department and Polk County Sheriff's Office. CCOT responds to requests for post crisis follow up, consultation or assistance requests from mental health probation officers, mental health court or those providing services to individuals with a mental health need who are involved in the criminal justice system, and a field response to incidents where an individual(s) may be experiencing a mental health crisis.

Significance

The main focus of the Community Resource Unit is to increase community awareness through personal and electronic outreach. Through education and collaboration with our community, this unit strives to reduce criminal activity and/or safety concerns within the county. In addition, the Community Resource Unit encourages and promotes collaboration with our residents and stakeholders to address public safety concerns as a community. This key indicator aligns with Marion County Strategic Plan Goal #1: Public Safety - Pursue a safe and secure community by protecting the people, property, and economy of Marion County.

The Community Resource Unit continues to perfect its community outreach through social media sites, face to face interactions, community meetings and civic groups. The primary focus is to enhance citizen involvement within neighborhoods and in the business community to reduce crime and enhance livability.

The Communications Team focuses on electronic dissemination of information including public announcements, videos and educational messages to better inform and promote collaborative working relationships with the citizens of Marion County.

The Nextdoor.com subscriber base decreased by 14% from 2019.

Data Units Calendar Year

Nextdoor.com (Residents/Neighborhoods)

CY 2017 Actual	CY 2018 Actual	CY 2019 Actual	CY 2020 Actual	CY 2021 Estimate
28,898/209	35,000/230	51,777/273	59,030/275	66,000/290

MARION COUNTY FY 2021-22 BUDGET

BY DEPARTMENT

SHERIFF'S OFFICE

Community Events

CY 2017 Actual	CY 2018 Actual	CY 2019 Actual	CY 2020 Actual	CY 2021 Estimate
190	203	206	62	175

Community Crisis Outreach Team Field Contacts

CY 2017 Actual	CY 2018 Actual	CY 2019 Actual	CY 2020 Actual	CY 2021 Estimate
250	615	679	0	700

Explanation of Trends and Changes

During 2020 numerous regular events were canceled due to the pandemic and September wildfires. Moving into the fiscal year 2021-22, the Sheriff's Office anticipates a reduced number of planned community events while continuing with pandemic gathering restrictions.

The Sheriff's Office focuses on the type of events rather than the number of events in order to leverage the most positive impact for the community. National crime data and intelligence led law enforcement activities continue to show a dramatic reduction of crime in areas where a cooperative effort is taken up by law enforcement and the community.

The Sheriff's Office CCOT deputy position has been vacant since the beginning of FY 2020-21, explaining the drop in contacts. The position has been selected and will be filled in April 2021.

2: Intelligence Led Public Safety Services

Definition and Purpose

Intelligence-led policing is a business model and managerial philosophy. Data analysis and crime intelligence are critical to a decision making framework that facilitates a focus on crime reduction, disruption, and prevention through both strategic management and public safety strategies that target serious problems and issues within a community (Ratcliffe 2008: 89).

The Enforcement Division uses LexisNexis Citizen View to reduce crime, crashes and traffic violations in Marion County. LexisNexis Citizen View integrates location-based crime and traffic crash data to determine the most effective methods for deploying personnel and resources.

Significance

Using evidence-based practices, this indicator supports Goal #1: Public Safety - Pursue a safe and secure community by protecting the people, property, and economy of Marion County. The use of a central data collection point enhances our ability to most effectively deploy personnel and resources. In addition to using a data-driven model for patrol activities, a data-driven approach allows the Enforcement Division to work collaboratively with the CCOT (Community Crisis Outreach Team) and MCRT (Mobile Crisis Response Team) (Key Indicator #3), the Community Resources Unit (Key Indicator #1) and the Traffic Safety Team (TST) (Key Indicator #4).

The Enforcement Division has been using crime, crash, and criminal activity data to conduct focused enforcement operations.

MARION COUNTY FY 2021-22 BUDGET
BY DEPARTMENT
SHERIFF'S OFFICE

Data Units Calendar Year

Top 10 Calls for Service

CY 2017 Actual	CY 2018 Actual	CY 2019 Actual	CY 2020 Actual	Data Value 1
2,373	2,338	2,409	2,121	Asst Agency
1,779	1,878	1,693	1,529	Theft
1,765	2,098	2,104	2,027	Susp Activity
1,527	1,754	1,601	1,689	Citizen Contact
1,456	1,465	1,366	1,523	Dom Disturb
1,405	1,462	1,625	1,580	Check Welfare
1,039	1,021	1,119	1,094	Crash
968	951	949	1,218	Driv Comp
765	***	***	***	Audible Alarm
734	1,089	1,116	1,356	Susp Vehicle
***	1,005	1,017	1,300	Emot Dist Pers

Explanation of Trends and Changes

The Enforcement division responded to approximately 73,447 calls for service drawing 32,757 case numbers during the 2020 calendar year. On average, Patrol Deputies responded to 89.7 calls per day. Over the course of the preceding three years, the Enforcement division has seen an increase in the total number of calls for service. Of the patrol districts, The Enhanced Service District (ESSD) accounted for approximately 63% of the total calls for service and continues to require a high degree of attention.

In FY 2018-19, the Marion County Board of Commissioners established a public safety fee within the East Salem Service District. The ESSD fee dedicates public safety resources to the Hayesville and Four Corners areas, with the addition of ten Patrol Deputies assigned to those areas. All 10 ESSD deputies are assigned and actively working within the Hayesville and Four Corners areas. The increase in overall calls for service within the ESSD is likely due to the additional deputies working within the district and generating case numbers through self-initiated activity as well as increased trust, relationship and presence. The ESSD deputies continue to participate in several community meetings to engage with our community to help address their concerns.

3: Mental Illness and Incarceration

Definition and Purpose

The mitigation of mentally ill persons entering the correctional facility is directly related to Marion County's public safety strategic plan. Many mentally ill persons are arrested and either initially booked and/or lodged at the jail facility. Most of these individuals are arrested for low level crimes which were committed due to their self-medication (i.e., drug use) or the lack of medication at all. The individuals would be better served in community medical or mental health facilities which are more capable of providing appropriate services.

Significance

This key indicator ties to one of the county's strategic goals, County Goal #1: Public Safety - Pursue a safe and secure community by protecting the people, property, and economy of Marion County. This includes a myriad of issues. One significant issue that crosses all boundaries of the public safety system is mental illness. The Sheriff's Office has participated in five jail studies in 2005, 2007, 2011, 2015, and 2018. The goal with the most recent study was to determine whether the population of adults in custody with a mental health condition has stabilized or continues to trend up or down based on the resources and procedures put in place since 2011.

In terms of significance these individuals and their mental health conditions present a notable financial impact on the budget both in Personnel Services and in Materials and Services.

MARION COUNTY FY 2021-22 BUDGET
BY DEPARTMENT
SHERIFF'S OFFICE

Data Units Fiscal Year

Number of Adults in Custody Receiving Psychotropic Medication

FY 16-17 Actual	FY 17-18 Actual	FY 18-19 Actual	FY 19-20 Actual	FY 20-21 Estimate
1,263	1,294	1,272	1,463	1,536

Dollar Amount Spent on Psychotropic Medications

FY 16-17 Actual	FY 17-18 Actual	FY 18-19 Actual	FY 19-20 Actual	FY 20-21 Estimate
\$115,235	\$122,135	\$141,616	\$112,724	\$148,616

Explanation of Trends and Changes

Psychotropic medications for FY 2019-20 decreased compared to the prior fiscal year. The number of patients have been about 1,400 each year over the past few years. The unique number of patients receiving psychotropic medications has increased by 191 patients from the prior fiscal year.

The costs for FY 2019-20 decreased due to a reduction in population. The costs for FY 2020-21 are expected to increase due to the population returning to budgeted capacity of 415.

4: Traffic Safety Team Education and Enforcement

Definition and Purpose

Marion County's Traffic Safety Team is designed with three primary objectives: education, engineering (analysis) and enforcement. Through community outreach via public safety announcements, safety fairs, neighborhood watch, National Night Out, and presentations in local schools, the Traffic Safety Team has continued to deliver a proactive message focusing on safety for all motorists that share Marion County streets and roadways. Through education, engineering and enforcement efforts, the team's mission is to reduce serious injury and/or fatal crashes.

In partnership with the vision of 2016 Oregon Transportation Safety Action Plan (TSAP), the Sheriff's Office is committed to achieving no death or life-changing injuries on our roadways by 2035.

Significance

This key indicator ties to County Goal #1: Public Safety - Pursue a safe and secure community by protecting the people, property, and economy of Marion County. The National Safety Council estimates the economic impact due to motor vehicle crashes in Oregon between 2009 and 2013 was close to \$6 billion or roughly \$300 per Oregon resident per year. The Council calculated the cost per person of a disabling injury motor vehicle collision to be approximately \$75,000.

The reduction of traffic crashes and fatalities are of utmost importance to the Sheriff's Office and the community. The calculation of life and lost value of a person to this community and the state cannot be overstated. Traffic crashes, serious injuries and fatalities cross economic and personal boundaries, influence both personal and property insurance factors and result in potential educational or business related losses to the community. Each serious injury or fatal crash results in severe emotional damage (which cannot be measured) to the community.

Data Units Calendar Year

Fatal Traffic Crashes

CY 2016 Actual	CY 2017 Actual	CY 2018 Actual	CY 2019 Actual	CY 2020 Actual
14	11	13	23	10

MARION COUNTY FY 2021-22 BUDGET

BY DEPARTMENT

SHERIFF'S OFFICE

Community Education Events

CY 2017 Actual	CY 2018 Actual	CY 2019 Actual	CY 2020 Actual	CY 2021 Estimate
41	51	40	5	20

Explanation of Trends and Changes

There was an overall decrease in traffic related fatalities. This decrease is due to multiple factors including the establishment of the Ehlen Rd Safety Corridor designation and the increased presence in Enforcement Programs such as the French Prairie deputy. The Marion County Traffic Safety Team (TST) contributed to the increased presence and traffic education in the area through multiple overtime shifts and targeted patrol operations.

Education / Engineering: The Traffic Safety Team participated in 5 community events. There was a significant decrease of in person participation due to the global COVID-19 pandemic. The events attended focused on educating drivers surrounding safety seat belt awareness, distracted driving, driving under the influence of intoxicants (DUI) and other driving behaviors that often result in serious physical injury or death on our roadways. Many of these education campaigns are in collaboration with our community partners at the Oregon Department of Transportation (ODOT), Chemeketa Community College, area schools, and local media.

A key component to education is communication; that is why members of TST regularly attend community meetings including the French Prairie Forum, North County Community Traffic, Marion County Traffic Engineers and the Positive Aurora Airport Management meetings. These meetings serve as an opportunity for TST to discuss traffic safety concerns with residents and community leaders.

5: Recidivism

Definition and Purpose

As a measure of public safety, recidivism is defined as a new felony conviction within three years of beginning supervision (probation or post-prison supervision).

Significance

This key indicator supports County Goal #1: Pursue a safe and secure community by protecting the people, property, and economy of Marion County. The Parole and Probation division of the Sheriff's Office assesses the risk of recidivism (which also determines the level of supervision) and targets programs, services, and interventions to reduce key criminogenic risk factors. The best available research (driven by evidence-based practices) indicates by lowering criminogenic risk factors, recidivism rates should also decrease.

Data Units Fiscal Year

Recidivism Rates for Department of Corrections (Marion = M, Clackamas = C, Jackson = J, Lane = L)

FY 16-17 Actual	FY 17-18 Actual	FY 18-19 Actual	FY 19-20 Actual	FY 20-21 Estimate
28.9% M	22.1% M	21.5% M	21.3% M	17.6% M
22.0% C	25.0% C	23.1% C	20.4% C	21.0% C
21.9% J	42.6% J	38.2% J	32.9% J	41.1% J
30.7% L	27.4% L	24.7% L	35.1% L	32.1% L

MARION COUNTY FY 2021-22 BUDGET

BY DEPARTMENT

SHERIFF'S OFFICE

Recidivism Rates for Local Control (Marion = M, Clackamas = C, Jackson = J, Lane = L)

FY 16-17 Actual	FY 17-18 Actual	FY 18-19 Actual	FY 19-20 Actual	FY 20-21 Estimate
36.8% M	33.1% M	38.7% M	38.7% M	39.7% M
38.7% C	46.7% C	47.8% C	37.4% C	42.0% C
52.0% J	55.2% J	72.9% J	60.2% J	70.7% J
32.3% L	44.4% L	42.3% L	40.0% L	45.2% L

Recidivism Rates for Department of Corrections/Local Control Combined (Marion = M, Clackamas = C, Jackson = J, Lane = L)

FY 16-17 Actual	FY 17-18 Actual	FY 18-19 Actual	FY 19-20 Actual	FY 20-21 Estimate
32.0% M	25.9% M	28.1% M	28.0% M	26.1% M
31.3% C	38.2% C	37.2% C	29.9% C	32.9% C
35.1% J	50.7% J	54.3% J	47.7% J	57.3% J
31.2% L	32.6% L	30.2% L	37.0% L	36.5% L

Recidivism Rates for Probation (Marion = M, Clackamas = C, Jackson = J, Lane = L)

FY 16-17 Actual	FY 17-18 Actual	FY 18-19 Actual	FY 19-20 Actual	FY 20-21 Estimate
29.2% M	24.7% M	23.6% M	22.6% M	19.8% M
27.9% C	24.1% C	26.1% C	26.3% C	25.4% C
36.6% J	39.7% J	34.7% J	32.1% J	31.2% J
23.9% L	26.6% L	36.3% L	27.0% L	33.2% L

Explanation of Trends and Changes

Demographic data and outcome measures are tracked through a web-based repository created by the Oregon State Department of Corrections called Corrections Management Information System (CMIS). This database helps track information related to offenders for both state institutions and community corrections.

As part of a focused effort on evidence-based principles, the data tracked by the state is related to Employment, Positive Case closures, Restitution, Treatment and Recidivism. The database provides outcome data for recidivism rates at 12, 24 and 36 month intervals. In FY 2019-20, the recidivism rates were reflected at 28.0% for Department of Corrections/Local Control combined and 22.6% for probation. Marion County recidivism rates as a whole have been consistent over the last few years, but have trended down significantly over the last ten years. This is a result of changes in our supervision practices and treatment modalities.

The Parole and Probation division continues to utilize supervision and treatment methods consistent with evidence-based practices, specifically the use of EPICS (Effective Practices in Community Supervision), and continues collaborative efforts through the Marion County Reentry Initiative (MCRI), the Marion County Justice Reinvestment Council, and with our contracted private not-for-profit service agencies. The continued support of these resources is proving to have an overall positive impact in reducing recidivism in Marion County.

MARION COUNTY FY 2021-22 BUDGET
BY DEPARTMENT
SHERIFF'S OFFICE

6: Code Enforcement Response

Definition and Purpose

The Code Enforcement Unit responds to complaints of possible violation of various ordinances throughout areas of the county. In addition to a reactive response, the Code Enforcement team is proactively enforcing codes within the urban growth boundary as well as unincorporated areas of the county. This is a dedicated effort, working cooperatively with other county departments, community stakeholders, and residents to decrease crime and improve livability. The Code Enforcement Unit tracks contacts and responses. This allows the Sheriff's Office to analyze data and inform the community on the compliance of ordinances related to community livability issues.

Significance

Educating our community members and encouraging compliance with ordinance and code requirements is one of the more visible services code enforcement performs and aligns with Goal #1: Public Safety - Pursue a safe and secure community by protecting the people, property, and economy of Marion County. Code enforcement has been successful collaborating with other agencies and residents on complex cases involving drug related crimes, neighbor disputes, noxious odors and other issues that detract from the overall livability of our communities. The number of cases processed is a good indicator of code enforcement's workload. The number of cases closed gives us feedback on the effectiveness of our efforts and helps us to know where to focus resources on the community's behalf.

Data Units Calendar Year

Number of cases processed.

CY 2017 Actual	CY 2018 Actual	CY 2019 Actual	CY 2020 Actual	CY 2021 Estimate
1,466	1,585	1,087	1,134	1,175

Number of cases closed.

CY 2017 Actual	CY 2018 Actual	CY 2019 Actual	CY 2020 Actual	CY 2021 Estimate
1,442	1,454	1,077	1,200	1,200

Explanation of Trends and Changes

The Code Enforcement team is focused on proactively addressing livability issues in the community before they become significant complaints. The decline beginning in calendar year is attributed to the transition to a new case management system which altered the way cases are tracked. As code enforcement projects ahead into calendar year 2021, an anticipated trend increase is expected in Code Enforcement cases as a result of economic impacts from the pandemic, September wildfires, and the winter ice storm. While balancing emerging issues, the Code Enforcement team will work to bring resolution to several multi-year enforcement cases which require extensive coordination and collaboration with multiple county departments and community stakeholders. Prolific offender enforcement cases, while very resource intensive, have significant community impact through improved livability in the affected neighborhoods and contribute to a reduction in law enforcement calls for service.

MARION COUNTY FY 2021-22 BUDGET

BY DEPARTMENT

SHERIFF'S OFFICE

Resources by Fund Detail						
100 - General Fund	Actual FY 18-19	Actual FY 19-20	Budget FY 20-21	Proposed FY 21-22	Approved FY 21-22	Adopted FY 21-22
Intergovernmental Federal						
331223 Oregon Dept of Justice	21,661	15,378	2,880	4,595	4,595	4,595
331990 Other Federal Revenues	14,600	11,600	0	0	0	0
Intergovernmental Federal Total	36,261	26,978	2,880	4,595	4,595	4,595
Intergovernmental State						
332990 Other State Revenues	823	706	0	0	0	0
Intergovernmental State Total	823	706	0	0	0	0
Charges for Services						
341150 Sheriff Service Fees	220,147	139,448	87,540	193,122	193,122	193,122
341170 Witness Fees	501	281	0	0	0	0
341180 Crime Report Fees	22,175	21,316	21,000	21,000	21,000	21,000
341280 Detention Fees	3,481	7,111	0	0	0	0
341430 Copy Machine Fees	2	180	0	0	0	0
341630 Service Charges	1,460	1,120	0	0	0	0
341840 Work Crew Fees	364,970	224,620	263,512	351,000	351,000	351,000
341999 Other Fees	38,654	32,925	8,923	21,138	21,138	21,138
342910 Public Records Request Charges	17	0	0	0	0	0
344300 Restitution	1,275	1,121	0	0	0	0
344701 Felony DUUI Reimbursemt SB395	268,113	157,841	150,000	143,387	143,387	143,387
344999 Other Reimbursements	20,849	8,513	0	0	0	0
345100 Sale of Capital Assets	0	6,240	0	0	0	0
345400 Document Fees	0	111	0	0	0	0
347202 Code Enforcement Services	159,930	160,467	166,796	177,824	177,824	177,824
Charges for Services Total	1,101,574	761,293	697,771	907,471	907,471	907,471
Fines and Forfeitures						
351200 Traffic Fines	261,086	240,337	217,383	224,562	224,562	224,562
Fines and Forfeitures Total	261,086	240,337	217,383	224,562	224,562	224,562
Other Revenues						
371000 Miscellaneous Income	5,495	0	0	0	0	0
373100 Special Program Donations	343	0	0	0	0	0
Other Revenues Total	5,838	0	0	0	0	0
General Fund Transfers						
381100 Transfer from General Fund	35,880,545	37,104,402	40,798,288	42,045,428	42,045,428	42,045,428
General Fund Transfers Total	35,880,545	37,104,402	40,798,288	42,045,428	42,045,428	42,045,428
Other Fund Transfers						
381180 Transfer from Comm Corrections	4,249,804	4,033,346	4,033,346	3,831,723	3,831,723	3,831,723
381185 Transfer from Criminal Justice	174,796	168,154	170,700	160,100	160,100	160,100
Other Fund Transfers Total	4,424,600	4,201,500	4,204,046	3,991,823	3,991,823	3,991,823

MARION COUNTY FY 2021-22 BUDGET

BY DEPARTMENT

SHERIFF'S OFFICE

100 - General Fund	Actual FY 18-19	Actual FY 19-20	Budget FY 20-21	Proposed FY 21-22	Approved FY 21-22	Adopted FY 21-22
Settlements						
382100 Settlements	0	3,938	0	0	0	0
Settlements Total	0	3,938	0	0	0	0
General Fund Total	41,710,728	42,339,154	45,920,368	47,173,879	47,173,879	47,173,879
180 - Community Corrections	Actual FY 18-19	Actual FY 19-20	Budget FY 20-21	Proposed FY 21-22	Approved FY 21-22	Adopted FY 21-22
Intergovernmental Federal						
331401 Coronavirus Relief Fund	0	33,849	0	0	0	0
Intergovernmental Federal Total	0	33,849	0	0	0	0
Intergovernmental State						
332070 Community Corrections SB 1145	12,870,394	12,214,859	12,228,808	11,604,250	11,604,250	11,604,250
332071 Community Corrections Subsidy	35,178	35,315	0	0	0	0
332072 OR CJC Justice Reinvestment	1,456,900	1,677,822	1,677,822	1,563,441	1,563,441	1,563,441
332074 Oregon Dept of Corrections	689,430	769,512	768,273	808,029	808,029	808,029
332990 Other State Revenues	617,997	3,592	0	0	0	0
Intergovernmental State Total	15,669,898	14,701,100	14,674,903	13,975,720	13,975,720	13,975,720
Charges for Services						
341170 Witness Fees	10	30	0	0	0	0
341220 Supervision Fees	891,785	866,305	854,000	854,000	854,000	854,000
341230 Client Fees	5,024	4,047	0	0	0	0
341380 Workshop Fees	1,465	894	0	0	0	0
341999 Other Fees	9,180	2,761	3,000	3,000	3,000	3,000
342910 Public Records Request Charges	171	201	0	0	0	0
344999 Other Reimbursements	5,551	4,350	0	0	0	0
347201 SO Enforcement Services	0	0	552,069	0	0	0
Charges for Services Total	913,185	878,588	1,409,069	857,000	857,000	857,000
Interest						
361000 Investment Earnings	80,413	77,233	23,309	23,307	23,307	23,307
Interest Total	80,413	77,233	23,309	23,307	23,307	23,307
Other Revenues						
372000 Over and Short	56	0	0	0	0	0
Other Revenues Total	56	0	0	0	0	0
Other Fund Transfers						
381160 Xfr from Community Svcs Grants	34,753	0	0	0	0	0
381185 Transfer from Criminal Justice	174,796	168,154	170,700	160,100	160,100	160,100
Other Fund Transfers Total	209,549	168,154	170,700	160,100	160,100	160,100

MARION COUNTY FY 2021-22 BUDGET

BY DEPARTMENT

SHERIFF'S OFFICE

180 - Community Corrections	Actual FY 18-19	Actual FY 19-20	Budget FY 20-21	Proposed FY 21-22	Approved FY 21-22	Adopted FY 21-22
Net Working Capital						
391000 Net Working Capital Restricted	0	0	1,885	0	0	0
392000 Net Working Capital Unrestr	1,072,906	1,531,312	1,781,545	2,222,482	2,222,482	2,222,482
Net Working Capital Total	1,072,906	1,531,312	1,783,430	2,222,482	2,222,482	2,222,482
Community Corrections Total	17,946,007	17,390,237	18,061,411	17,238,609	17,238,609	17,238,609
245 - Enhanced Public Safety ESSD	Actual FY 18-19	Actual FY 19-20	Budget FY 20-21	Proposed FY 21-22	Approved FY 21-22	Adopted FY 21-22
Intergovernmental Federal						
331401 Coronavirus Relief Fund	0	3,544	0	0	0	0
Intergovernmental Federal Total	0	3,544	0	0	0	0
Charges for Services						
347201 SO Enforcement Services	1,639,269	1,620,518	1,614,000	1,602,502	1,602,502	1,602,502
Charges for Services Total	1,639,269	1,620,518	1,614,000	1,602,502	1,602,502	1,602,502
Interest						
361000 Investment Earnings	14,673	26,196	28,577	10,841	10,841	10,841
Interest Total	14,673	26,196	28,577	10,841	10,841	10,841
Net Working Capital						
392000 Net Working Capital Unrestr	0	1,295,565	1,519,869	1,495,351	1,495,351	1,495,351
Net Working Capital Total	0	1,295,565	1,519,869	1,495,351	1,495,351	1,495,351
Enhanced Public Safety ESSD Total	1,653,942	2,945,823	3,162,446	3,108,694	3,108,694	3,108,694
250 - Sheriff Grants	Actual FY 18-19	Actual FY 19-20	Budget FY 20-21	Proposed FY 21-22	Approved FY 21-22	Adopted FY 21-22
Licenses and Permits						
325010 Alarm Permits	56,324	52,285	43,380	53,641	53,641	53,641
Licenses and Permits Total	56,324	52,285	43,380	53,641	53,641	53,641
Intergovernmental Federal						
331026 US Dept of Justice	0	212,261	470,983	317,171	317,171	317,171
331211 Oregon State Police	23,282	0	0	0	0	0
331301 BIA Chemawa School Contract	356,374	356,374	0	0	0	0
331401 Coronavirus Relief Fund	0	4,593	0	0	0	0
331402 Coronavirus Emerg Supp Funding	0	0	577,015	373,998	373,998	373,998
331990 Other Federal Revenues	13,601	10,645	28,092	28,092	28,092	28,092
Intergovernmental Federal Total	393,257	583,874	1,076,090	719,261	719,261	719,261
Intergovernmental State						
332040 Marine Board	168,086	131,065	147,639	149,764	149,764	149,764
332068 Oregon Health Authority	523,160	776,016	687,475	530,014	530,014	530,014
332072 OR CJC Justice Reinvestment	463,061	497,895	499,643	521,903	521,903	521,903
332088 OR Parks and Recreation Dept	32,092	19,405	49,053	32,675	32,675	32,675

MARION COUNTY FY 2021-22 BUDGET

BY DEPARTMENT

SHERIFF'S OFFICE

250 - Sheriff Grants	Actual FY 18-19	Actual FY 19-20	Budget FY 20-21	Proposed FY 21-22	Approved FY 21-22	Adopted FY 21-22
Intergovernmental State						
332990 Other State Revenues	15,296	2,280	5,000	30,000	30,000	30,000
Intergovernmental State Total	1,201,693	1,426,662	1,388,810	1,264,356	1,264,356	1,264,356
Charges for Services						
341160 Gun Permit Fees	206,335	276,490	292,703	242,632	242,632	242,632
341200 Towing Fees	22,800	30,480	29,120	21,640	21,640	21,640
341210 False Alarm Fees	16,550	11,845	15,000	15,000	15,000	15,000
344999 Other Reimbursements	0	11,840	0	0	0	0
345300 Surplus Property Sales	0	19,685	0	0	0	0
347201 SO Enforcement Services	1,148,345	1,100,471	976,359	977,103	977,103	977,103
Charges for Services Total	1,394,030	1,450,811	1,313,182	1,256,375	1,256,375	1,256,375
Interest						
361000 Investment Earnings	7,721	6,252	0	0	0	0
Interest Total	7,721	6,252	0	0	0	0
Other Revenues						
371000 Miscellaneous Income	4,097	4,214	0	0	0	0
372000 Over and Short	105	(29)	0	0	0	0
373100 Special Program Donations	25,508	30,665	15,000	25,000	25,000	25,000
373500 Private Foundation Grants	0	0	5,000	0	0	0
Other Revenues Total	29,710	34,850	20,000	25,000	25,000	25,000
General Fund Transfers						
381100 Transfer from General Fund	27,067	52,123	45,222	0	0	0
General Fund Transfers Total	27,067	52,123	45,222	0	0	0
Other Fund Transfers						
381115 Transfer from Non Dept Grants	17,073	213,376	215,238	222,394	222,394	222,394
381180 Transfer from Comm Corrections	1,807	1,817	0	0	0	0
381190 Transfer from Health	8,751	0	0	0	0	0
381255 Xfr from Traffic Safety Team	0	0	37,333	34,550	34,550	34,550
381515 Xfr from Stormwater Management	1,000	0	0	0	0	0
Other Fund Transfers Total	28,631	215,193	252,571	256,944	256,944	256,944
Net Working Capital						
391000 Net Working Capital Restricted	39,657	0	0	0	0	0
392000 Net Working Capital Unrestr	797,585	826,655	1,038,369	1,140,633	1,140,633	1,140,633
Net Working Capital Total	837,242	826,655	1,038,369	1,140,633	1,140,633	1,140,633
Sheriff Grants Total	3,975,676	4,648,706	5,177,624	4,716,210	4,716,210	4,716,210
255 - Traffic Safety Team	Actual FY 18-19	Actual FY 19-20	Budget FY 20-21	Proposed FY 21-22	Approved FY 21-22	Adopted FY 21-22
Intergovernmental Federal						
331225 Oregon State Sheriffs Assn	11,217	9,351	0	0	0	0

MARION COUNTY FY 2021-22 BUDGET

BY DEPARTMENT

SHERIFF'S OFFICE

255 - Traffic Safety Team	Actual FY 18-19	Actual FY 19-20	Budget FY 20-21	Proposed FY 21-22	Approved FY 21-22	Adopted FY 21-22
Intergovernmental Federal						
331229 Oregon Dept of Transportation	23,761	34,391	24,250	24,250	24,250	24,250
331401 Coronavirus Relief Fund	0	89,902	0	0	0	0
Intergovernmental Federal Total	34,978	133,644	24,250	24,250	24,250	24,250
Intergovernmental State						
332091 Oregon Dept of Transportation	4,550	0	0	0	0	0
332990 Other State Revenues	0	(462)	0	0	0	0
Intergovernmental State Total	4,550	(462)	0	0	0	0
Charges for Services						
344999 Other Reimbursements	222	585	0	0	0	0
345300 Surplus Property Sales	4,800	12,500	0	0	0	0
347201 SO Enforcement Services	1,115	0	0	0	0	0
Charges for Services Total	6,137	13,085	0	0	0	0
Fines and Forfeitures						
351200 Traffic Fines	1,933,443	1,858,830	1,833,148	1,831,080	1,831,080	1,831,080
Fines and Forfeitures Total	1,933,443	1,858,830	1,833,148	1,831,080	1,831,080	1,831,080
Interest						
361000 Investment Earnings	18,238	21,030	17,711	9,701	9,701	9,701
Interest Total	18,238	21,030	17,711	9,701	9,701	9,701
Other Revenues						
371000 Miscellaneous Income	490	0	0	0	0	0
Other Revenues Total	490	0	0	0	0	0
Net Working Capital						
391000 Net Working Capital Restricted	52	0	0	0	0	0
392000 Net Working Capital Unrestr	1,034,489	1,139,351	1,008,834	651,597	651,597	651,597
Net Working Capital Total	1,034,542	1,139,351	1,008,834	651,597	651,597	651,597
Traffic Safety Team Total	3,032,377	3,165,479	2,883,943	2,516,628	2,516,628	2,516,628
290 - Inmate Welfare	Actual FY 18-19	Actual FY 19-20	Budget FY 20-21	Proposed FY 21-22	Approved FY 21-22	Adopted FY 21-22
Charges for Services						
341440 Vending Machine Fees	132,699	152,727	133,507	149,031	149,031	149,031
341450 Pay Telephone Fees	171,204	185,528	109,847	64,800	64,800	64,800
341999 Other Fees	1,194	1,571	0	0	0	0
Charges for Services Total	305,096	339,826	243,354	213,831	213,831	213,831
Interest						
361000 Investment Earnings	6,447	9,747	12,157	12,157	12,157	12,157
Interest Total	6,447	9,747	12,157	12,157	12,157	12,157
Other Revenues						
371000 Miscellaneous Income	308	60	0	0	0	0
Other Revenues Total	308	60	0	0	0	0

MARION COUNTY FY 2021-22 BUDGET

BY DEPARTMENT

SHERIFF'S OFFICE

290 - Inmate Welfare	Actual FY 18-19	Actual FY 19-20	Budget FY 20-21	Proposed FY 21-22	Approved FY 21-22	Adopted FY 21-22
Net Working Capital						
391000 Net Working Capital Restricted	0	104	0	0	0	0
392000 Net Working Capital Unrestr	418,241	522,215	725,449	932,117	932,117	932,117
Net Working Capital Total	418,241	522,319	725,449	932,117	932,117	932,117
Inmate Welfare Total	730,092	871,952	980,960	1,158,105	1,158,105	1,158,105
Sheriff's Office Grand Total	69,048,822	71,361,352	76,186,752	75,912,125	75,912,125	75,912,125

MARION COUNTY FY 2021-22 BUDGET

BY DEPARTMENT

SHERIFF'S OFFICE

Requirements by Fund Detail

100 - General Fund	Actual FY 18-19	Actual FY 19-20	Budget FY 20-21	Proposed FY 21-22	Approved FY 21-22	Adopted FY 21-22
Personnel Services						
Salaries and Wages						
511020 Salaries and Wages Budget Only	0	0	(131,312)	0	0	0
511110 Regular Wages	13,996,056	14,348,540	18,448,917	19,184,228	19,184,228	19,184,228
511120 Temporary Wages	222,560	208,949	191,002	194,823	194,823	194,823
511130 Vacation Pay	955,323	971,806	0	0	0	0
511140 Sick Pay	528,345	608,384	0	0	0	0
511141 Emergency Sick Pay	0	7,957	0	0	0	0
511150 Holiday Pay	888,182	983,919	0	0	0	0
511160 Comp Time Pay	186,441	191,554	0	0	0	0
511180 Differential Pay	9,582	15,293	29,255	29,255	29,255	29,255
511210 Compensation Credits	520,683	518,275	498,680	498,030	498,030	498,030
511220 Pager Pay	20,256	20,983	19,717	20,112	20,112	20,112
511240 Leave Payoff	122,981	134,254	0	0	0	0
511250 Training Pay	0	0	30,851	27,249	27,249	27,249
511270 Leadworker Pay	760	1,140	400	408	408	408
511280 Cell Phone Pay	1,423	1,243	0	581	581	581
511290 Health Insurance Waiver Pay	3,514	4,628	2,400	9,600	9,600	9,600
511410 Straight Pay	101,846	63,262	105,001	62,769	62,769	62,769
511420 Premium Pay	1,567,498	1,292,788	1,318,459	1,047,038	1,047,038	1,047,038
511430 Court Time	66,193	59,637	65,878	67,196	67,196	67,196
511450 Premium Pay Temps	180	879	120	0	0	0
511470 Extra Duty Contract Pay	(1,626)	(1,744)	0	0	0	0
511930 Clothing Allowance	6,333	6,000	8,200	8,200	8,200	8,200
Salaries and Wages Total	19,196,530	19,437,747	20,587,568	21,149,489	21,149,489	21,149,489
Fringe Benefits						
512010 Fringe Benefits Budget Only	0	0	527,867	461,880	461,880	461,880
512110 PERS	3,920,842	4,609,248	4,392,857	4,742,974	4,742,974	4,742,974
512120 401K	107,425	106,020	109,220	114,625	114,625	114,625
512130 PERS Debt Service	848,005	711,033	1,013,824	876,283	876,283	876,283
512200 FICA	1,451,880	1,462,403	1,457,423	1,515,794	1,515,794	1,515,794
512310 Medical Insurance	3,875,930	4,075,702	4,559,552	4,831,616	4,831,616	4,831,616
512320 Dental Insurance	371,949	372,105	380,889	407,296	407,296	407,296
512330 Group Term Life Insurance	28,196	29,118	42,428	44,106	44,106	44,106
512340 Long Term Disability Insurance	57,129	58,745	66,479	69,159	69,159	69,159
512400 Unemployment Insurance	58,017	58,576	56,847	59,071	59,071	59,071
512520 Workers Comp Insurance	5,810	5,198	7,554	7,539	7,539	7,539
512600 Wellness Program	8,975	9,107	9,808	9,828	9,828	9,828
512610 Employee Assistance Program	7,214	7,727	8,339	9,097	9,097	9,097

MARION COUNTY FY 2021-22 BUDGET

BY DEPARTMENT

SHERIFF'S OFFICE

100 - General Fund	Actual FY 18-19	Actual FY 19-20	Budget FY 20-21	Proposed FY 21-22	Approved FY 21-22	Adopted FY 21-22
Personnel Services						
512700 County HSA Contributions	13,774	12,925	11,733	15,275	15,275	15,275
Fringe Benefits Total	10,755,147	11,517,907	12,644,820	13,164,543	13,164,543	13,164,543
Personnel Services Total	29,951,677	30,955,654	33,232,388	34,314,032	34,314,032	34,314,032
Materials and Services						
Supplies						
521010 Office Supplies	36,854	35,585	34,910	34,121	34,121	34,121
521030 Field Supplies	56,276	82,705	51,390	46,675	46,675	46,675
521040 Institutional Supplies	187,937	226,427	181,663	192,079	192,079	192,079
521050 Janitorial Supplies	30,955	22,891	22,514	22,514	22,514	22,514
521060 Electrical Supplies	26	0	0	0	0	0
521070 Departmental Supplies	63,728	62,644	77,393	82,240	82,240	82,240
521080 Food Supplies	2,136	1,431	6,644	6,644	6,644	6,644
521090 Uniforms and Clothing	120,796	114,988	150,833	160,004	160,004	160,004
521100 Medical Supplies	47,969	50,629	47,271	47,271	47,271	47,271
521110 First Aid Supplies	1,859	1,353	3,450	3,450	3,450	3,450
521120 Drugs	275,895	239,822	236,852	212,818	212,818	212,818
521170 Educational Supplies	277	1,015	2,100	4,600	4,600	4,600
521190 Publications	1,063	1,322	2,424	1,544	1,544	1,544
521210 Gasoline	232,762	201,692	203,532	213,062	213,062	213,062
521220 Diesel	1,313	1,351	2,115	1,755	1,755	1,755
521230 Propane	201	0	0	0	0	0
521300 Safety Clothing	10,966	11,842	18,510	19,100	19,100	19,100
521310 Safety Equipment	222	44,076	330	100	100	100
Supplies Total	1,071,236	1,099,774	1,041,931	1,047,977	1,047,977	1,047,977
Materials						
522060 Sign Materials	76	263	3,200	2,700	2,700	2,700
522100 Parts	6	37	0	0	0	0
522110 Batteries	71	0	0	0	0	0
522150 Small Office Equipment	36,071	27,297	20,975	29,102	29,102	29,102
522160 Small Departmental Equipment	51,131	42,829	128,297	70,015	70,015	70,015
522170 Computers Non Capital	23,040	36,180	40,083	17,485	17,485	17,485
522180 Software	1,646	5,534	17,221	12,923	12,923	12,923
Materials Total	112,042	112,140	209,776	132,225	132,225	132,225
Communications						
523010 Telephone Equipment	1,496	1,516	1,150	4,248	4,248	4,248
523020 Phone and Communication Svcs	45,319	48,295	44,457	47,157	47,157	47,157
523040 Data Connections	50,545	46,424	48,135	54,855	54,855	54,855
523050 Postage	12,543	7,007	10,179	8,731	8,731	8,731
523060 Cellular Phones	60,425	66,544	71,608	87,360	87,360	87,360

MARION COUNTY FY 2021-22 BUDGET

BY DEPARTMENT

SHERIFF'S OFFICE

100 - General Fund	Actual FY 18-19	Actual FY 19-20	Budget FY 20-21	Proposed FY 21-22	Approved FY 21-22	Adopted FY 21-22
Materials and Services						
523090 Long Distance Charges	2,423	2,171	2,270	1,930	1,930	1,930
523100 Radios and Accessories	22,250	105,630	15,886	43,500	43,500	43,500
Communications Total	195,001	277,587	193,685	247,781	247,781	247,781
Utilities						
524010 Electricity	344,994	312,423	339,304	338,003	338,003	338,003
524020 City Operations and St Lights	165	411	171	643	643	643
524040 Natural Gas	83,989	77,435	88,643	83,353	83,353	83,353
524050 Water	81,363	88,213	89,803	93,032	93,032	93,032
524070 Sewer	157,986	197,037	176,678	206,612	206,612	206,612
524090 Garbage Disposal and Recycling	22,838	21,044	19,124	20,067	20,067	20,067
Utilities Total	691,334	696,564	713,723	741,710	741,710	741,710
Contracted Services						
525110 Consulting Services	0	135,001	166,000	74,715	74,715	74,715
525210 Medical Services	210,568	223,837	191,571	201,540	201,540	201,540
525211 Psychiatric Services	17,632	15,540	10,990	17,920	17,920	17,920
525215 Dental Services	43,832	42,038	45,283	54,000	54,000	54,000
525220 Hospital Services	340,445	158,827	131,328	127,010	127,010	127,010
525225 Ambulance Services	11,148	9,973	15,000	10,000	10,000	10,000
525235 Laboratory Services	15,364	21,509	16,850	17,580	17,580	17,580
525240 XRay Services	21,937	9,018	11,000	15,000	15,000	15,000
525246 Transcription Services	358	0	0	0	0	0
525261 Social Services	29	0	0	0	0	0
525310 Laundry Services	20,502	27,506	23,500	32,000	32,000	32,000
525320 Food Services	992,232	845,790	1,063,414	1,090,420	1,090,420	1,090,420
525330 Transportation Services	452	150	250	200	200	200
525350 Janitorial Services	556	637	545	545	545	545
525360 Public Works Services	1,635	2,739	0	0	0	0
525400 Public Safety Program Services	8,203	5,151	10,058	10,780	10,780	10,780
525410 Dispatch Services	1,044,707	1,101,975	1,090,935	1,071,361	1,071,361	1,071,361
525420 Regional Area Info Network	14,972	10,932	10,932	10,932	10,932	10,932
525450 Subscription Services	16,829	26,076	23,145	25,923	25,923	25,923
525510 Legal Services	2,570	2,535	2,400	2,400	2,400	2,400
525555 Security Services	1,185	1,212	1,211	1,211	1,211	1,211
525710 Printing Services	11,683	16,163	12,951	16,451	16,451	16,451
525715 Advertising	560	894	1,000	1,000	1,000	1,000
525735 Mail Services	2,081	1,351	1,471	1,433	1,433	1,433
525740 Document Disposal Services	7,910	8,876	9,116	10,836	10,836	10,836
525770 Interpreters and Translators	0	555	600	1,000	1,000	1,000
525870 Hazardous Waste Disposal	6,765	6,762	5,550	5,550	5,550	5,550
525880 Property Cleanup Services	0	134	0	0	0	0
525930 Fair Events and Activities	35	0	0	0	0	0

MARION COUNTY FY 2021-22 BUDGET

BY DEPARTMENT

SHERIFF'S OFFICE

100 - General Fund	Actual FY 18-19	Actual FY 19-20	Budget FY 20-21	Proposed FY 21-22	Approved FY 21-22	Adopted FY 21-22
Materials and Services						
525999 Other Contracted Services	140,685	22,916	13,530	17,034	17,034	17,034
Contracted Services Total	2,934,875	2,698,097	2,858,630	2,816,841	2,816,841	2,816,841
Repairs and Maintenance						
526010 Office Equipment Maintenance	81,565	78,136	91,413	74,696	74,696	74,696
526011 Dept Equipment Maintenance	3,553	4,644	5,200	3,550	3,550	3,550
526012 Vehicle Maintenance	21,125	17,651	24,994	24,994	24,994	24,994
526014 Radio Maintenance	3,939	2,502	96,996	126,950	126,950	126,950
526020 Computer Hardware Maintenance	500	2,205	5,500	7,370	7,370	7,370
526021 Computer Software Maintenance	12,140	6,167	22,501	135,966	135,966	135,966
526022 Telephone Maintenance	0	0	1,200	1,200	1,200	1,200
526030 Building Maintenance	75,275	86,568	47,200	47,200	47,200	47,200
526040 Remodels and Site Improvements	6,618	9,192	3,800	3,535	3,535	3,535
Repairs and Maintenance Total	204,717	207,065	298,804	425,461	425,461	425,461
Rentals						
527100 Vehicle Rental	1,066	1,677	5,184	3,390	3,390	3,390
527110 Fleet Leases	659,071	642,091	808,680	810,320	810,320	810,320
527120 Motor Pool Mileage	1,118	1,014	800	500	500	500
527130 Parking	894	667	220	220	220	220
527140 County Parking	14,520	15,180	14,520	15,180	15,180	15,180
527210 Building Rental Private	17,863	19,470	20,092	20,191	20,191	20,191
527300 Equipment Rental	6,952	7,099	7,569	5,460	5,460	5,460
Rentals Total	701,484	687,198	857,065	855,261	855,261	855,261
Insurance						
528140 Malpractice Insurance Premiums	9,597	31,258	10,000	12,863	12,863	12,863
528220 Notary Bonds	327	240	677	606	606	606
528415 Auto Claims	7,738	4,459	0	0	0	0
Insurance Total	17,663	35,957	10,677	13,469	13,469	13,469
Miscellaneous						
529110 Mileage Reimbursement	129	141	0	0	0	0
529120 Commercial Travel	8,627	5,770	9,863	13,245	13,245	13,245
529130 Meals	17,840	14,775	17,866	27,574	27,574	27,574
529140 Lodging	29,851	21,572	20,096	37,836	37,836	37,836
529210 Meetings	1,674	2,213	3,750	4,650	4,650	4,650
529220 Conferences	125	0	0	0	0	0
529230 Training	40,483	49,993	63,404	151,380	151,380	151,380
529250 Tuition Reimbursement	0	0	0	1,000	1,000	1,000
529300 Dues and Memberships	6,933	9,766	8,044	7,897	7,897	7,897

MARION COUNTY FY 2021-22 BUDGET

BY DEPARTMENT

SHERIFF'S OFFICE

100 - General Fund	Actual FY 18-19	Actual FY 19-20	Budget FY 20-21	Proposed FY 21-22	Approved FY 21-22	Adopted FY 21-22
Materials and Services						
529610 Homicide Investigations	1,440	83	7,000	1,500	1,500	1,500
529650 Pre Employment Costs	51,975	25,909	25,000	25,000	25,000	25,000
529690 Other Investigations	3,311	17,387	4,000	2,700	2,700	2,700
529740 Fairs and Shows	717	440	1,800	2,000	2,000	2,000
529830 Dog Licenses	96	0	140	128	128	128
529840 Professional Licenses	305	200	550	300	300	300
529850 Device Licenses	0	0	505	505	505	505
529860 Permits	88	88	0	0	0	0
529880 Recording Charges	0	91	0	0	0	0
529910 Awards and Recognition	4,948	3,047	10,508	5,690	5,690	5,690
529999 Miscellaneous Expense	1,133	0	0	0	0	0
Miscellaneous Total	169,675	151,474	172,526	281,405	281,405	281,405
Materials and Services Total	6,098,027	5,965,856	6,356,817	6,562,130	6,562,130	6,562,130
Administrative Charges						
611100 County Admin Allocation	364,766	318,082	380,499	441,643	441,643	441,643
611210 Facilities Mgt Allocation	999,443	967,059	1,169,894	1,218,094	1,218,094	1,218,094
611220 Custodial Allocation	201,556	225,924	253,856	255,456	255,456	255,456
611230 Courier Allocation	11,009	12,035	12,919	15,351	15,351	15,351
611250 Risk Management Allocation	190,353	150,638	232,067	217,339	217,339	217,339
611255 Benefits Allocation	75,709	77,254	0	0	0	0
611260 Human Resources Allocation	288,928	287,798	431,084	453,544	453,544	453,544
611300 Legal Services Allocation	377,335	340,959	410,260	384,768	384,768	384,768
611400 Information Tech Allocation	834,152	789,442	965,840	1,006,758	1,006,758	1,006,758
611410 FIMS Allocation	469,557	496,640	402,216	440,106	440,106	440,106
611420 Telecommunications Allocation	106,625	91,349	111,362	112,208	112,208	112,208
611430 Info Tech Direct Charges	317,092	373,770	544,769	422,957	422,957	422,957
611600 Finance Allocation	364,417	370,257	440,027	430,333	430,333	430,333
611800 MCBEE Allocation	7,433	3,952	55,021	12,965	12,965	12,965
612100 IT Equipment Use Charges	131,848	85,785	163,849	165,095	165,095	165,095
614100 Liability Insurance Allocation	714,300	578,600	570,700	484,300	484,300	484,300
614200 WC Insurance Allocation	206,500	248,100	186,800	236,800	236,800	236,800
Administrative Charges Total	5,661,023	5,417,644	6,331,163	6,297,717	6,297,717	6,297,717
General Fund Total	41,710,727	42,339,154	45,920,368	47,173,879	47,173,879	47,173,879
180 - Community Corrections						
	Actual FY 18-19	Actual FY 19-20	Budget FY 20-21	Proposed FY 21-22	Approved FY 21-22	Adopted FY 21-22
Personnel Services						
Salaries and Wages						
511020 Salaries and Wages Budget Only	0	0	405,819	0	0	0
511110 Regular Wages	4,108,448	4,045,347	5,379,546	5,250,031	5,250,031	5,250,031
511120 Temporary Wages	2,106	0	0	0	0	0
511130 Vacation Pay	321,826	294,622	0	0	0	0

MARION COUNTY FY 2021-22 BUDGET

BY DEPARTMENT

SHERIFF'S OFFICE

180 - Community Corrections	Actual FY 18-19	Actual FY 19-20	Budget FY 20-21	Proposed FY 21-22	Approved FY 21-22	Adopted FY 21-22
Personnel Services						
511140 Sick Pay	149,750	135,906	0	0	0	0
511141 Emergency Sick Pay	0	783	0	0	0	0
511150 Holiday Pay	242,895	256,858	0	0	0	0
511160 Comp Time Pay	15,496	16,777	0	0	0	0
511210 Compensation Credits	131,233	128,699	125,516	116,309	116,309	116,309
511220 Pager Pay	20,856	20,512	20,800	20,800	20,800	20,800
511240 Leave Payoff	15,896	28,748	0	0	0	0
511250 Training Pay	0	0	11,944	10,752	10,752	10,752
511280 Cell Phone Pay	2,453	2,168	0	979	979	979
511290 Health Insurance Waiver Pay	2,407	1,293	0	0	0	0
511410 Straight Pay	0	604	0	0	0	0
511420 Premium Pay	34,269	25,015	55,193	69,116	69,116	69,116
511430 Court Time	40	0	0	0	0	0
Salaries and Wages Total	5,047,676	4,957,331	5,998,818	5,467,987	5,467,987	5,467,987
Fringe Benefits						
512010 Fringe Benefits Budget Only	0	0	182,735	34,033	34,033	34,033
512110 PERS	1,051,965	1,229,105	1,263,414	1,279,872	1,279,872	1,279,872
512120 401K	30,073	28,589	30,521	31,943	31,943	31,943
512130 PERS Debt Service	233,907	170,628	294,523	238,804	238,804	238,804
512200 FICA	381,753	374,164	418,950	408,561	408,561	408,561
512310 Medical Insurance	1,131,300	1,112,093	1,298,439	1,286,621	1,286,621	1,286,621
512320 Dental Insurance	100,832	94,113	109,318	108,495	108,495	108,495
512330 Group Term Life Insurance	8,802	8,496	12,569	12,410	12,410	12,410
512340 Long Term Disability Insurance	17,731	17,074	19,713	19,467	19,467	19,467
512400 Unemployment Insurance	15,205	14,905	16,515	16,103	16,103	16,103
512520 Workers Comp Insurance	1,584	1,340	2,193	2,193	2,193	2,193
512600 Wellness Program	2,755	2,578	2,926	2,926	2,926	2,926
512610 Employee Assistance Program	2,211	2,187	2,486	2,705	2,705	2,705
512700 County HSA Contributions	9,984	11,050	11,050	5,850	5,850	5,850
Fringe Benefits Total	2,988,100	3,066,322	3,665,352	3,449,983	3,449,983	3,449,983
Personnel Services Total	8,035,776	8,023,653	9,664,170	8,917,970	8,917,970	8,917,970
Materials and Services						
Supplies						
521010 Office Supplies	8,707	9,952	10,500	8,500	8,500	8,500
521030 Field Supplies	9,865	0	9,762	8,693	8,693	8,693
521070 Departmental Supplies	981	207	1,000	1,000	1,000	1,000
521080 Food Supplies	1,678	721	1,200	1,200	1,200	1,200
521090 Uniforms and Clothing	7,138	3,252	14,018	23,497	23,497	23,497
521100 Medical Supplies	0	354	1,000	800	800	800
521110 First Aid Supplies	0	0	500	500	500	500
521120 Drugs	0	0	250	250	250	250

MARION COUNTY FY 2021-22 BUDGET

BY DEPARTMENT

SHERIFF'S OFFICE

180 - Community Corrections	Actual FY 18-19	Actual FY 19-20	Budget FY 20-21	Proposed FY 21-22	Approved FY 21-22	Adopted FY 21-22
Materials and Services						
521170 Educational Supplies	194	776	0	1,000	1,000	1,000
521210 Gasoline	17,368	12,606	17,591	15,636	15,636	15,636
Supplies Total	45,931	27,868	55,821	61,076	61,076	61,076
Materials						
522150 Small Office Equipment	5,864	1,438	2,500	2,500	2,500	2,500
522160 Small Departmental Equipment	6,276	789	22,995	7,287	7,287	7,287
522170 Computers Non Capital	2,266	5,845	7,129	2,549	2,549	2,549
522180 Software	4,087	4,163	4,320	0	0	0
Materials Total	18,492	12,235	36,944	12,336	12,336	12,336
Communications						
523010 Telephone Equipment	559	23	300	300	300	300
523020 Phone and Communication Svcs	4,193	4,326	4,341	0	0	0
523040 Data Connections	19,849	20,457	21,058	20,809	20,809	20,809
523050 Postage	21,482	20,964	26,937	23,344	23,344	23,344
523060 Cellular Phones	24,385	36,902	24,025	42,868	42,868	42,868
523090 Long Distance Charges	910	812	750	385	385	385
523100 Radios and Accessories	8,941	0	37,260	1,000	1,000	1,000
Communications Total	80,317	83,484	114,671	88,706	88,706	88,706
Utilities						
524010 Electricity	24,557	15,906	17,806	17,565	17,565	17,565
524020 City Operations and St Lights	12	0	12	2	2	2
524040 Natural Gas	4,415	4,972	5,684	5,452	5,452	5,452
524050 Water	7,456	0	993	271	271	271
524070 Sewer	14,637	0	2,654	609	609	609
524090 Garbage Disposal and Recycling	429	0	0	0	0	0
Utilities Total	51,505	20,877	27,149	23,899	23,899	23,899
Contracted Services						
525110 Consulting Services	9,518	0	0	0	0	0
525155 Credit Card Fees	2,960	2,565	3,138	3,138	3,138	3,138
525210 Medical Services	77	0	2,200	2,200	2,200	2,200
525235 Laboratory Services	30,684	19,601	15,000	12,000	12,000	12,000
525261 Social Services	1,627,489	1,149,475	1,266,461	1,013,871	1,013,871	1,013,871
525310 Laundry Services	1,249	2,175	1,800	3,000	3,000	3,000
525330 Transportation Services	11,705	8,955	12,875	9,495	9,495	9,495
525335 Housing Subsidies	141,180	159,590	83,109	58,962	58,962	58,962
525350 Janitorial Services	4,632	3,407	3,000	3,000	3,000	3,000
525400 Public Safety Program Services	115,755	114,412	120,571	122,991	122,991	122,991
525410 Dispatch Services	98,502	103,688	102,153	111,917	111,917	111,917
525420 Regional Area Info Network	4,728	3,452	3,452	3,452	3,452	3,452
525440 Client Assistance	409	100	11,000	11,000	11,000	11,000

MARION COUNTY FY 2021-22 BUDGET

BY DEPARTMENT

SHERIFF'S OFFICE

180 - Community Corrections	Actual FY 18-19	Actual FY 19-20	Budget FY 20-21	Proposed FY 21-22	Approved FY 21-22	Adopted FY 21-22
Materials and Services						
525450 Subscription Services	1,000	1,000	1,000	1,030	1,030	1,030
525510 Legal Services	1,200	1,200	1,200	1,200	1,200	1,200
525710 Printing Services	3,308	1,757	7,000	4,000	4,000	4,000
525735 Mail Services	3,746	4,053	4,412	4,296	4,296	4,296
525740 Document Disposal Services	4,192	1,475	4,000	1,350	1,350	1,350
525770 Interpreters and Translators	1,800	485	2,000	2,000	2,000	2,000
525870 Hazardous Waste Disposal	140	0	100	100	100	100
525999 Other Contracted Services	248,069	281,505	305,699	296,407	296,407	296,407
Contracted Services Total	2,312,343	1,858,894	1,950,170	1,665,409	1,665,409	1,665,409
Repairs and Maintenance						
526010 Office Equipment Maintenance	23,698	20,268	20,220	15,465	15,465	15,465
526014 Radio Maintenance	0	0	1,000	1,000	1,000	1,000
526030 Building Maintenance	488	105	0	0	0	0
Repairs and Maintenance Total	24,187	20,373	21,220	16,465	16,465	16,465
Rentals						
527110 Fleet Leases	111,903	104,977	119,688	143,158	143,158	143,158
527120 Motor Pool Mileage	0	7	0	0	0	0
527130 Parking	16	80	0	0	0	0
527210 Building Rental Private	55,555	22,579	23,762	24,792	24,792	24,792
Rentals Total	167,474	127,643	143,450	167,950	167,950	167,950
Insurance						
528220 Notary Bonds	40	40	180	180	180	180
528415 Auto Claims	0	2,418	0	0	0	0
Insurance Total	40	2,458	180	180	180	180
Miscellaneous						
529120 Commercial Travel	979	0	0	0	0	0
529130 Meals	5,056	3,045	10,110	9,910	9,910	9,910
529140 Lodging	9,003	4,242	10,900	10,900	10,900	10,900
529210 Meetings	725	356	2,150	2,150	2,150	2,150
529230 Training	73,316	3,748	27,769	17,169	17,169	17,169
529300 Dues and Memberships	7,056	6,984	7,162	7,485	7,485	7,485
529590 Special Programs Other	0	0	1,000	1,000	1,000	1,000
529650 Pre Employment Costs	5,908	1,087	2,000	2,000	2,000	2,000
529910 Awards and Recognition	2,451	1,392	6,250	2,000	2,000	2,000
529999 Miscellaneous Expense	0	30	0	0	0	0
Miscellaneous Total	104,494	20,883	67,341	52,614	52,614	52,614
Materials and Services Total	2,804,783	2,174,716	2,416,946	2,088,635	2,088,635	2,088,635
Administrative Charges						
611100 County Admin Allocation	109,596	96,328	108,316	130,412	130,412	130,412
611210 Facilities Mgt Allocation	84,517	81,779	98,961	95,496	95,496	95,496
611220 Custodial Allocation	58,516	65,590	73,768	69,376	69,376	69,376
611230 Courier Allocation	3,105	3,350	3,556	4,416	4,416	4,416

MARION COUNTY FY 2021-22 BUDGET

BY DEPARTMENT

SHERIFF'S OFFICE

180 - Community Corrections	Actual FY 18-19	Actual FY 19-20	Budget FY 20-21	Proposed FY 21-22	Approved FY 21-22	Adopted FY 21-22
Administrative Charges						
611250 Risk Management Allocation	15,732	20,081	26,959	32,550	32,550	32,550
611255 Benefits Allocation	21,353	21,502	0	0	0	0
611260 Human Resources Allocation	81,489	80,100	118,644	130,469	130,469	130,469
611300 Legal Services Allocation	19,112	25,431	29,233	32,683	32,683	32,683
611400 Information Tech Allocation	266,075	258,369	283,819	304,550	304,550	304,550
611410 FIMS Allocation	149,760	162,659	118,280	133,309	133,309	133,309
611420 Telecommunications Allocation	34,046	29,897	32,764	33,969	33,969	33,969
611430 Info Tech Direct Charges	101,152	122,560	160,107	127,997	127,997	127,997
611600 Finance Allocation	127,480	135,985	135,253	133,918	133,918	133,918
611800 MCBEE Allocation	2,371	1,294	16,180	3,927	3,927	3,927
612100 IT Equipment Use Charges	42,044	28,073	48,149	49,929	49,929	49,929
614100 Liability Insurance Allocation	38,700	67,800	48,500	64,400	64,400	64,400
614200 WC Insurance Allocation	37,400	42,400	39,500	43,600	43,600	43,600
Administrative Charges Total	1,192,448	1,243,198	1,341,989	1,391,001	1,391,001	1,391,001
Transfers Out						
561100 Transfer to General Fund	4,249,804	4,033,346	4,033,346	3,831,723	3,831,723	3,831,723
561160 Xfer to Community Svcs Grants	1,000	1,000	1,000	1,000	1,000	1,000
561250 Transfer to Sheriff Grants	1,807	1,817	0	0	0	0
561410 Transfer to Debt Service	129,078	129,078	129,078	129,078	129,078	129,078
Transfers Out Total	4,381,689	4,165,241	4,163,424	3,961,801	3,961,801	3,961,801
Contingency						
571010 Contingency	0	0	474,882	879,202	879,202	879,202
Contingency Total	0	0	474,882	879,202	879,202	879,202
Community Corrections Total	16,414,695	15,606,808	18,061,411	17,238,609	17,238,609	17,238,609
245 - Enhanced Public Safety ESSD						
	Actual FY 18-19	Actual FY 19-20	Budget FY 20-21	Proposed FY 21-22	Approved FY 21-22	Adopted FY 21-22
Personnel Services						
Salaries and Wages						
511110 Regular Wages	133,005	574,739	674,823	710,820	710,820	710,820
511130 Vacation Pay	1,451	22,699	0	0	0	0
511140 Sick Pay	747	13,577	0	0	0	0
511150 Holiday Pay	3,592	34,621	0	0	0	0
511160 Comp Time Pay	0	1,847	0	0	0	0
511210 Compensation Credits	0	3,083	6,207	6,216	6,216	6,216
511240 Leave Payoff	0	4,835	0	0	0	0
511250 Training Pay	0	231	0	0	0	0
511410 Straight Pay	0	256	0	0	0	0
511420 Premium Pay	4,423	40,514	63,201	64,465	64,465	64,465
511430 Court Time	0	8,961	15,359	15,667	15,667	15,667
Salaries and Wages Total	143,219	705,364	759,590	797,168	797,168	797,168

MARION COUNTY FY 2021-22 BUDGET

BY DEPARTMENT

SHERIFF'S OFFICE

245 - Enhanced Public Safety ESSD	Actual FY 18-19	Actual FY 19-20	Budget FY 20-21	Proposed FY 21-22	Approved FY 21-22	Adopted FY 21-22
Personnel Services						
Fringe Benefits						
512010 Fringe Benefits Budget Only	0	0	28,412	29,600	29,600	29,600
512110 PERS	14,490	147,654	156,297	171,016	171,016	171,016
512120 401K	0	6	0	0	0	0
512130 PERS Debt Service	2,045	21,911	36,435	31,908	31,908	31,908
512200 FICA	10,802	53,176	52,098	54,778	54,778	54,778
512310 Medical Insurance	42,061	181,707	191,280	203,520	203,520	203,520
512320 Dental Insurance	4,217	16,356	15,960	17,160	17,160	17,160
512330 Group Term Life Insurance	252	1,077	1,566	1,666	1,666	1,666
512340 Long Term Disability Insurance	519	2,227	2,452	2,610	2,610	2,610
512400 Unemployment Insurance	430	2,118	2,043	2,152	2,152	2,152
512520 Workers Comp Insurance	61	242	300	300	300	300
512600 Wellness Program	96	386	400	400	400	400
512610 Employee Assistance Program	81	328	340	370	370	370
Fringe Benefits Total	75,053	427,187	487,583	515,480	515,480	515,480
Personnel Services Total	218,272	1,132,552	1,247,173	1,312,648	1,312,648	1,312,648
Materials and Services						
Supplies						
521010 Office Supplies	0	301	940	940	940	940
521030 Field Supplies	0	1,765	6,650	6,650	6,650	6,650
521070 Departmental Supplies	0	281	1,540	1,540	1,540	1,540
521090 Uniforms and Clothing	1,065	4,153	5,620	7,160	7,160	7,160
521210 Gasoline	1,692	16,359	40,136	35,836	35,836	35,836
Supplies Total	2,757	22,858	54,886	52,126	52,126	52,126
Materials						
522150 Small Office Equipment	120	0	0	0	0	0
522160 Small Departmental Equipment	0	3,318	6,260	9,360	9,360	9,360
522170 Computers Non Capital	0	0	6,000	0	0	0
522180 Software	1,387	0	0	0	0	0
Materials Total	1,507	3,318	12,260	9,360	9,360	9,360
Communications						
523040 Data Connections	0	240	4,800	4,800	4,800	4,800
523050 Postage	0	0	1,330	1,330	1,330	1,330
523060 Cellular Phones	0	6,348	5,400	8,950	8,950	8,950
Communications Total	0	6,588	11,530	15,080	15,080	15,080
Contracted Services						
525310 Laundry Services	0	855	1,340	1,340	1,340	1,340
525400 Public Safety Program Services	0	2,110	2,110	2,110	2,110	2,110
525410 Dispatch Services	0	11,943	159,613	174,871	174,871	174,871

MARION COUNTY FY 2021-22 BUDGET

BY DEPARTMENT

SHERIFF'S OFFICE

245 - Enhanced Public Safety ESSD	Actual FY 18-19	Actual FY 19-20	Budget FY 20-21	Proposed FY 21-22	Approved FY 21-22	Adopted FY 21-22
Materials and Services						
525710 Printing Services	0	33	470	470	470	470
Contracted Services Total	0	14,940	163,533	178,791	178,791	178,791
Repairs and Maintenance						
526010 Office Equipment Maintenance	0	977	1,800	1,800	1,800	1,800
Repairs and Maintenance Total	0	977	1,800	1,800	1,800	1,800
Rentals						
527110 Fleet Leases	5,960	55,296	72,120	64,407	64,407	64,407
Rentals Total	5,960	55,296	72,120	64,407	64,407	64,407
Miscellaneous						
529230 Training	0	0	2,230	2,230	2,230	2,230
Miscellaneous Total	0	0	2,230	2,230	2,230	2,230
Materials and Services Total	10,224	103,977	318,359	323,794	323,794	323,794
Administrative Charges						
611100 County Admin Allocation	0	7,210	15,193	16,892	16,892	16,892
611230 Courier Allocation	0	256	519	570	570	570
611250 Risk Management Allocation	0	675	2,267	2,260	2,260	2,260
611255 Benefits Allocation	0	1,640	0	0	0	0
611260 Human Resources Allocation	0	6,111	17,333	16,838	16,838	16,838
611400 Information Tech Allocation	0	18,904	38,253	39,707	39,707	39,707
611410 FIMS Allocation	0	11,973	15,949	17,325	17,325	17,325
611420 Telecommunications Allocation	0	2,192	4,418	4,434	4,434	4,434
611430 Info Tech Direct Charges	0	8,881	21,675	16,786	16,786	16,786
611600 Finance Allocation	0	9,820	16,483	17,090	17,090	17,090
611800 MCBEE Allocation	0	95	2,182	510	510	510
612100 IT Equipment Use Charges	0	2,043	6,497	6,497	6,497	6,497
614100 Liability Insurance Allocation	0	2,200	4,900	4,400	4,400	4,400
614200 WC Insurance Allocation	0	1,500	2,500	3,100	3,100	3,100
Administrative Charges Total	0	73,500	148,169	146,409	146,409	146,409
Capital Outlay						
531600 Computer Hardware Capital	2,994	7,919	0	0	0	0
Capital Outlay Total	2,994	7,919	0	0	0	0
Transfers Out						
561595 Transfer to Fleet Management	126,888	108,006	3,492	0	0	0
Transfers Out Total	126,888	108,006	3,492	0	0	0
Contingency						
571010 Contingency	0	0	183,669	310,869	310,869	310,869
Contingency Total	0	0	183,669	310,869	310,869	310,869

MARION COUNTY FY 2021-22 BUDGET

BY DEPARTMENT

SHERIFF'S OFFICE

245 - Enhanced Public Safety ESSD	Actual FY 18-19	Actual FY 19-20	Budget FY 20-21	Proposed FY 21-22	Approved FY 21-22	Adopted FY 21-22
Ending Fund Balance						
573010 Unappropriated Ending Fund Balance	0	0	1,261,584	1,014,974	1,014,974	1,014,974
Ending Fund Balance Total	0	0	1,261,584	1,014,974	1,014,974	1,014,974
Enhanced Public Safety ESSD Total	358,378	1,425,954	3,162,446	3,108,694	3,108,694	3,108,694
250 - Sheriff Grants	Actual FY 18-19	Actual FY 19-20	Budget FY 20-21	Proposed FY 21-22	Approved FY 21-22	Adopted FY 21-22
Personnel Services						
Salaries and Wages						
511020 Salaries and Wages Budget Only	0	0	175,608	0	0	0
511110 Regular Wages	955,231	1,019,438	1,188,577	1,264,808	1,264,808	1,264,808
511120 Temporary Wages	28,764	10,264	3,648	0	0	0
511130 Vacation Pay	53,840	70,934	0	0	0	0
511140 Sick Pay	35,321	37,956	0	0	0	0
511141 Emergency Sick Pay	0	800	0	0	0	0
511150 Holiday Pay	59,746	75,458	0	0	0	0
511160 Comp Time Pay	14,755	4,940	0	0	0	0
511210 Compensation Credits	29,932	25,565	20,439	24,202	24,202	24,202
511220 Pager Pay	29,363	31,961	0	0	0	0
511240 Leave Payoff	5,594	852	0	0	0	0
511290 Health Insurance Waiver Pay	0	1,321	2,400	2,400	2,400	2,400
511410 Straight Pay	1,844	4,980	0	0	0	0
511420 Premium Pay	191,881	315,140	334,516	322,096	322,096	322,096
511430 Court Time	2,603	1,868	0	0	0	0
511450 Premium Pay Temps	2,219	0	0	0	0	0
511470 Extra Duty Contract Pay	19,579	41,811	0	0	0	0
Salaries and Wages Total	1,430,671	1,643,289	1,725,188	1,613,506	1,613,506	1,613,506
Fringe Benefits						
512010 Fringe Benefits Budget Only	0	0	144,360	117,603	117,603	117,603
512110 PERS	280,431	390,676	278,857	308,000	308,000	308,000
512120 401K	1,335	2,229	0	0	0	0
512130 PERS Debt Service	58,062	64,427	64,811	57,466	57,466	57,466
512200 FICA	102,981	121,599	92,032	98,375	98,375	98,375
512310 Medical Insurance	270,505	303,338	304,242	340,715	340,715	340,715
512320 Dental Insurance	26,392	27,161	25,408	28,730	28,730	28,730
512330 Group Term Life Insurance	1,909	2,079	2,749	2,911	2,911	2,911
512340 Long Term Disability Insurance	3,943	4,285	4,300	4,559	4,559	4,559
512400 Unemployment Insurance	4,048	4,861	3,636	3,876	3,876	3,876
512520 Workers Comp Insurance	437	397	582	537	537	537
512600 Wellness Program	605	660	736	716	716	716
512610 Employee Assistance Program	486	560	626	664	664	664

MARION COUNTY FY 2021-22 BUDGET

BY DEPARTMENT

SHERIFF'S OFFICE

250 - Sheriff Grants	Actual FY 18-19	Actual FY 19-20	Budget FY 20-21	Proposed FY 21-22	Approved FY 21-22	Adopted FY 21-22
Personnel Services						
512700 County HSA Contributions	293	293	0	0	0	0
Fringe Benefits Total	751,426	922,564	922,339	964,152	964,152	964,152
Personnel Services Total	2,182,097	2,565,853	2,647,527	2,577,658	2,577,658	2,577,658
Materials and Services						
Supplies						
521010 Office Supplies	4,246	3,014	3,686	3,686	3,686	3,686
521030 Field Supplies	2,294	13,998	2,212	2,212	2,212	2,212
521040 Institutional Supplies	21,309	20,656	20,656	20,656	20,656	20,656
521050 Janitorial Supplies	5,806	8,029	7,637	7,637	7,637	7,637
521070 Departmental Supplies	5,905	6,461	97,079	7,515	7,515	7,515
521080 Food Supplies	1,203	606	900	900	900	900
521090 Uniforms and Clothing	13,135	7,154	9,168	10,708	10,708	10,708
521100 Medical Supplies	632	0	29,900	0	0	0
521110 First Aid Supplies	79	0	0	0	0	0
521120 Drugs	4,169	0	8,000	6,000	6,000	6,000
521170 Educational Supplies	0	1,137	7,805	5,959	5,959	5,959
521190 Publications	4,129	0	0	0	0	0
521210 Gasoline	48,478	36,847	49,419	48,174	48,174	48,174
521220 Diesel	393	228	595	595	595	595
521300 Safety Clothing	12,191	1,442	170	5,200	5,200	5,200
Supplies Total	123,969	99,572	237,227	119,242	119,242	119,242
Materials						
522060 Sign Materials	195	0	0	0	0	0
522100 Parts	365	401	4,500	3,000	3,000	3,000
522150 Small Office Equipment	83	0	7,917	550	550	550
522160 Small Departmental Equipment	29,378	22,052	65,372	24,164	24,164	24,164
522170 Computers Non Capital	1,500	11,682	51,232	3,115	3,115	3,115
522180 Software	943	948	6,020	6,593	6,593	6,593
Materials Total	32,463	35,084	135,041	37,422	37,422	37,422
Communications						
523040 Data Connections	2,616	3,272	3,247	3,247	3,247	3,247
523050 Postage	7,290	8,043	9,871	8,674	8,674	8,674
523060 Cellular Phones	5,856	6,577	6,783	6,537	6,537	6,537
523090 Long Distance Charges	28	15	25	25	25	25
Communications Total	15,789	17,907	19,926	18,483	18,483	18,483
Contracted Services						
525210 Medical Services	1,969	13,265	13,265	13,265	13,265	13,265
525211 Psychiatric Services	848	0	0	0	0	0
525215 Dental Services	116	0	0	0	0	0
525220 Hospital Services	4,868	0	0	0	0	0
525225 Ambulance Services	625	0	0	0	0	0

MARION COUNTY FY 2021-22 BUDGET

BY DEPARTMENT

SHERIFF'S OFFICE

250 - Sheriff Grants	Actual FY 18-19	Actual FY 19-20	Budget FY 20-21	Proposed FY 21-22	Approved FY 21-22	Adopted FY 21-22
Materials and Services						
525261 Social Services	10,166	0	21,147	0	0	0
525310 Laundry Services	971	1,107	937	937	937	937
525320 Food Services	15,967	16,602	16,602	16,602	16,602	16,602
525330 Transportation Services	58	0	3,375	3,000	3,000	3,000
525335 Housing Subsidies	0	0	121,587	78,584	78,584	78,584
525400 Public Safety Program Services	1,841	2,098	1,775	1,775	1,775	1,775
525410 Dispatch Services	146,822	152,165	103,458	111,714	111,714	111,714
525440 Client Assistance	0	0	2,214	0	0	0
525450 Subscription Services	0	2,190	0	0	0	0
525710 Printing Services	1,193	1,486	3,445	1,962	1,962	1,962
525735 Mail Services	1,110	1,351	1,470	1,432	1,432	1,432
525999 Other Contracted Services	35,112	94,435	296,228	197,406	197,406	197,406
Contracted Services Total	221,666	284,698	585,503	426,677	426,677	426,677
Repairs and Maintenance						
526010 Office Equipment Maintenance	3,842	3,854	3,030	3,403	3,403	3,403
526011 Dept Equipment Maintenance	0	0	923	1,500	1,500	1,500
526012 Vehicle Maintenance	4,933	1,689	5,345	4,995	4,995	4,995
526021 Computer Software Maintenance	9,825	9,825	15,825	9,825	9,825	9,825
526030 Building Maintenance	29	0	0	0	0	0
Repairs and Maintenance Total	18,628	15,368	25,123	19,723	19,723	19,723
Rentals						
527100 Vehicle Rental	4,524	4,782	0	0	0	0
527110 Fleet Leases	107,638	83,323	100,464	103,611	103,611	103,611
527120 Motor Pool Mileage	118	223	0	0	0	0
527130 Parking	48	35	0	0	0	0
Rentals Total	112,327	88,363	100,464	103,611	103,611	103,611
Insurance						
528415 Auto Claims	1,500	0	0	0	0	0
Insurance Total	1,500	0	0	0	0	0
Miscellaneous						
529120 Commercial Travel	2,567	1,281	0	0	0	0
529130 Meals	3,595	3,168	4,710	3,950	3,950	3,950
529140 Lodging	4,997	5,288	3,130	3,010	3,010	3,010
529230 Training	21,898	5,807	30,463	20,737	20,737	20,737
529300 Dues and Memberships	175	0	0	1,500	1,500	1,500
529690 Other Investigations	29,563	27,045	84,165	24,640	24,640	24,640
529910 Awards and Recognition	0	278	1,350	350	350	350
529999 Miscellaneous Expense	447	0	0	0	0	0
Miscellaneous Total	63,242	42,867	123,818	54,187	54,187	54,187
Materials and Services Total	589,584	583,859	1,227,102	779,345	779,345	779,345

MARION COUNTY FY 2021-22 BUDGET

BY DEPARTMENT

SHERIFF'S OFFICE

250 - Sheriff Grants	Actual FY 18-19	Actual FY 19-20	Budget FY 20-21	Proposed FY 21-22	Approved FY 21-22	Adopted FY 21-22
Administrative Charges						
611100 County Admin Allocation	30,987	26,740	32,729	37,991	37,991	37,991
611230 Courier Allocation	894	980	1,029	1,183	1,183	1,183
611250 Risk Management Allocation	7,028	5,540	8,578	7,836	7,836	7,836
611255 Benefits Allocation	6,142	6,293	0	0	0	0
611260 Human Resources Allocation	23,441	23,443	34,317	34,962	34,962	34,962
611400 Information Tech Allocation	74,032	68,216	89,195	95,494	95,494	95,494
611410 FIMS Allocation	41,691	43,056	37,163	41,784	41,784	41,784
611420 Telecommunications Allocation	9,479	7,915	10,308	10,628	10,628	10,628
611430 Info Tech Direct Charges	28,015	32,480	50,287	40,167	40,167	40,167
611600 Finance Allocation	34,368	33,754	46,296	47,245	47,245	47,245
611800 MCBEE Allocation	660	343	5,084	1,231	1,231	1,231
612100 IT Equipment Use Charges	11,702	7,410	15,130	15,664	15,664	15,664
614100 Liability Insurance Allocation	26,000	20,700	20,900	17,200	17,200	17,200
614200 WC Insurance Allocation	8,000	9,700	7,100	8,800	8,800	8,800
Administrative Charges Total	302,439	286,570	358,116	360,185	360,185	360,185
Capital Outlay						
531100 Office Equipment Capital	0	0	6,919	0	0	0
531300 Departmental Equipment Capital	41,661	32,830	0	0	0	0
531350 Canines	10,029	0	16,854	0	0	0
532400 Off Road Vehicles	23,210	24,999	30,642	0	0	0
Capital Outlay Total	74,900	57,829	54,415	0	0	0
Contingency						
571010 Contingency	0	0	752,474	476,416	476,416	476,416
Contingency Total	0	0	752,474	476,416	476,416	476,416
Ending Fund Balance						
573010 Unapprop Ending Fund Balance	0	0	137,990	522,606	522,606	522,606
Ending Fund Balance Total	0	0	137,990	522,606	522,606	522,606
Sheriff Grants Total	3,149,021	3,494,111	5,177,624	4,716,210	4,716,210	4,716,210
255 - Traffic Safety Team	Actual FY 18-19	Actual FY 19-20	Budget FY 20-21	Proposed FY 21-22	Approved FY 21-22	Adopted FY 21-22
Personnel Services						
Salaries and Wages						
511110 Regular Wages	400,927	402,398	798,986	758,246	758,246	758,246
511130 Vacation Pay	39,612	32,960	0	0	0	0
511140 Sick Pay	12,296	27,320	0	0	0	0
511150 Holiday Pay	27,351	31,700	0	0	0	0
511160 Comp Time Pay	57,280	45,879	0	0	0	0
511180 Differential Pay	2,204	457	0	0	0	0
511210 Compensation Credits	18,725	17,630	14,924	18,417	18,417	18,417

MARION COUNTY FY 2021-22 BUDGET

BY DEPARTMENT

SHERIFF'S OFFICE

255 - Traffic Safety Team	Actual FY 18-19	Actual FY 19-20	Budget FY 20-21	Proposed FY 21-22	Approved FY 21-22	Adopted FY 21-22
Personnel Services						
511240 Leave Payoff	0	11,312	0	0	0	0
511410 Straight Pay	22,128	42,382	0	0	0	0
511420 Premium Pay	110,191	156,350	129,637	92,710	92,710	92,710
511430 Court Time	5,799	5,372	11,193	10,000	10,000	10,000
511470 Extra Duty Contract Pay	11,274	5,464	0	0	0	0
Salaries and Wages Total	707,787	779,225	954,740	879,373	879,373	879,373
Fringe Benefits						
512010 Fringe Benefits Budget Only	0	0	52,070	37,939	37,939	37,939
512110 PERS	149,438	198,298	186,793	185,236	185,236	185,236
512120 401K	3,376	3,547	2,618	2,758	2,758	2,758
512130 PERS Debt Service	27,549	19,630	43,546	34,562	34,562	34,562
512200 FICA	51,994	57,120	62,111	59,279	59,279	59,279
512310 Medical Insurance	123,680	133,190	193,494	205,644	205,644	205,644
512320 Dental Insurance	10,933	10,822	16,155	17,337	17,337	17,337
512330 Group Term Life Insurance	861	885	1,841	1,739	1,739	1,739
512340 Long Term Disability Insurance	1,763	1,807	2,886	2,723	2,723	2,723
512400 Unemployment Insurance	2,094	2,317	2,441	2,330	2,330	2,330
512520 Workers Comp Insurance	173	147	308	308	308	308
512600 Wellness Program	264	268	410	410	410	410
512610 Employee Assistance Program	211	227	349	380	380	380
512700 County HSA Contributions	0	325	0	975	975	975
Fringe Benefits Total	372,335	428,584	565,022	551,620	551,620	551,620
Personnel Services Total	1,080,122	1,207,808	1,519,762	1,430,993	1,430,993	1,430,993
Materials and Services						
Supplies						
521010 Office Supplies	533	240	3,500	2,000	2,000	2,000
521030 Field Supplies	0	0	1,627	1,449	1,449	1,449
521050 Janitorial Supplies	0	0	500	500	500	500
521070 Departmental Supplies	2,191	10,021	5,200	5,200	5,200	5,200
521090 Uniforms and Clothing	6,254	1,485	12,000	12,000	12,000	12,000
521110 First Aid Supplies	0	6,676	5,500	5,500	5,500	5,500
521170 Educational Supplies	8,510	9,853	15,000	7,500	7,500	7,500
521210 Gasoline	31,694	24,801	31,903	27,104	27,104	27,104
521300 Safety Clothing	24,988	0	0	0	0	0
Supplies Total	74,170	53,076	75,230	61,253	61,253	61,253
Materials						
522060 Sign Materials	487	0	0	0	0	0
522150 Small Office Equipment	0	0	5,048	10,000	10,000	10,000
522160 Small Departmental Equipment	56,070	23,805	30,339	33,315	33,315	33,315
522170 Computers Non Capital	4,941	11,510	7,463	6,350	6,350	6,350

MARION COUNTY FY 2021-22 BUDGET

BY DEPARTMENT

SHERIFF'S OFFICE

255 - Traffic Safety Team	Actual FY 18-19	Actual FY 19-20	Budget FY 20-21	Proposed FY 21-22	Approved FY 21-22	Adopted FY 21-22
Materials and Services						
522180 Software	829	0	1,750	4,285	4,285	4,285
Materials Total	62,327	35,314	44,600	53,950	53,950	53,950
Communications						
523010 Telephone Equipment	37	74	0	0	0	0
523020 Phone and Communication Svcs	1,444	1,491	1,495	1,532	1,532	1,532
523040 Data Connections	5,014	4,298	4,320	4,320	4,320	4,320
523050 Postage	828	0	0	700	700	700
523060 Cellular Phones	5,014	3,895	3,624	5,150	5,150	5,150
523090 Long Distance Charges	1	1	0	0	0	0
523100 Radios and Accessories	14,693	0	8,930	16,650	16,650	16,650
Communications Total	27,031	9,760	18,369	28,352	28,352	28,352
Utilities						
524090 Garbage Disposal and Recycling	433	455	400	400	400	400
Utilities Total	433	455	400	400	400	400
Contracted Services						
525155 Credit Card Fees	8,599	6,834	10,000	6,500	6,500	6,500
525310 Laundry Services	115	0	100	100	100	100
525350 Janitorial Services	2,229	2,391	2,800	2,800	2,800	2,800
525360 Public Works Services	42	0	0	0	0	0
525410 Dispatch Services	152,371	160,392	158,017	173,122	173,122	173,122
525450 Subscription Services	1,050	2,639	4,267	7,057	7,057	7,057
525555 Security Services	455	455	456	5,000	5,000	5,000
525710 Printing Services	0	0	500	500	500	500
525715 Advertising	0	1,604	733	5,000	5,000	5,000
525740 Document Disposal Services	0	0	0	560	560	560
525999 Other Contracted Services	1,500	0	0	0	0	0
Contracted Services Total	166,362	174,315	176,873	200,639	200,639	200,639
Repairs and Maintenance						
526010 Office Equipment Maintenance	1,292	1,456	1,436	1,527	1,527	1,527
526011 Dept Equipment Maintenance	0	0	1,000	2,206	2,206	2,206
526012 Vehicle Maintenance	17,119	3,338	1,500	0	0	0
526014 Radio Maintenance	0	0	1,500	10,000	10,000	10,000
526020 Computer Hardware Maintenance	0	0	1,000	3,400	3,400	3,400
526021 Computer Software Maintenance	40,481	48,792	49,674	60,444	60,444	60,444
526030 Building Maintenance	109	0	0	0	0	0

MARION COUNTY FY 2021-22 BUDGET

BY DEPARTMENT

SHERIFF'S OFFICE

255 - Traffic Safety Team	Actual FY 18-19	Actual FY 19-20	Budget FY 20-21	Proposed FY 21-22	Approved FY 21-22	Adopted FY 21-22
Materials and Services						
526040 Remodels and Site Improvements	0	2,730	4,000	4,000	4,000	4,000
Repairs and Maintenance Total	59,001	56,317	60,110	81,577	81,577	81,577
Rentals						
527100 Vehicle Rental	0	0	700	450	450	450
527110 Fleet Leases	108,411	113,738	117,996	102,376	102,376	102,376
527210 Building Rental Private	7,130	7,304	7,458	7,619	7,619	7,619
Rentals Total	115,541	121,042	126,154	110,445	110,445	110,445
Miscellaneous						
529120 Commercial Travel	0	0	8,900	7,350	7,350	7,350
529130 Meals	1,511	352	10,760	7,460	7,460	7,460
529140 Lodging	314	0	16,225	11,350	11,350	11,350
529210 Meetings	0	0	200	500	500	500
529230 Training	4,090	11,674	29,965	20,095	20,095	20,095
529590 Special Programs Other	0	2,000	1,000	1,000	1,000	1,000
529840 Professional Licenses	55	0	800	800	800	800
529910 Awards and Recognition	0	0	100	100	100	100
Miscellaneous Total	5,970	14,026	67,950	48,655	48,655	48,655
Materials and Services Total	510,835	464,304	569,686	585,271	585,271	585,271
Administrative Charges						
611100 County Admin Allocation	19,314	17,329	20,666	21,298	21,298	21,298
611230 Courier Allocation	526	588	648	683	683	683
611250 Risk Management Allocation	2,460	1,968	3,003	2,803	2,803	2,803
611255 Benefits Allocation	3,618	3,770	0	0	0	0
611260 Human Resources Allocation	13,810	14,046	21,632	20,187	20,187	20,187
611400 Information Tech Allocation	48,653	47,579	56,539	52,215	52,215	52,215
611410 FIMS Allocation	27,293	29,893	23,501	22,855	22,855	22,855
611420 Telecommunications Allocation	6,225	5,508	6,504	5,803	5,803	5,803
611430 Info Tech Direct Charges	18,346	22,584	31,790	21,883	21,883	21,883
611600 Finance Allocation	24,349	25,854	28,890	24,570	24,570	24,570
611800 MCBEE Allocation	432	238	3,215	673	673	673
612100 IT Equipment Use Charges	7,688	5,178	9,612	8,544	8,544	8,544
614100 Liability Insurance Allocation	8,600	7,300	6,700	5,600	5,600	5,600
614200 WC Insurance Allocation	3,300	3,500	3,100	3,700	3,700	3,700
Administrative Charges Total	184,614	185,335	215,800	190,814	190,814	190,814
Capital Outlay						
531300 Departmental Equipment Capital	17,455	24,198	0	0	0	0
Capital Outlay Total	17,455	24,198	0	0	0	0

MARION COUNTY FY 2021-22 BUDGET

BY DEPARTMENT

SHERIFF'S OFFICE

255 - Traffic Safety Team	Actual FY 18-19	Actual FY 19-20	Budget FY 20-21	Proposed FY 21-22	Approved FY 21-22	Adopted FY 21-22
Transfers Out						
561100 Transfer to General Fund	100,000	275,000	275,000	275,000	275,000	275,000
561250 Transfer to Sheriff Grants	0	0	37,333	34,550	34,550	34,550
Transfers Out Total	100,000	275,000	312,333	309,550	309,550	309,550
Contingency						
571010 Contingency	0	0	116,062	0	0	0
Contingency Total	0	0	116,062	0	0	0
Ending Fund Balance						
573010 Unapprop Ending Fund Balance	0	0	150,300	0	0	0
Ending Fund Balance Total	0	0	150,300	0	0	0
Traffic Safety Team Total	1,893,026	2,156,645	2,883,943	2,516,628	2,516,628	2,516,628
290 - Inmate Welfare						
Personnel Services						
Salaries and Wages						
511110 Regular Wages	61,972	0	0	0	0	0
511130 Vacation Pay	4,371	0	0	0	0	0
511140 Sick Pay	2,005	0	0	0	0	0
511150 Holiday Pay	4,716	0	0	0	0	0
511210 Compensation Credits	2,754	0	0	0	0	0
511420 Premium Pay	1,148	0	0	0	0	0
Salaries and Wages Total	76,966	0	0	0	0	0
Fringe Benefits						
512110 PERS	15,206	0	0	0	0	0
512130 PERS Debt Service	4,397	0	0	0	0	0
512200 FICA	5,814	0	0	0	0	0
512310 Medical Insurance	20,307	0	0	0	0	0
512320 Dental Insurance	1,628	0	0	0	0	0
512330 Group Term Life Insurance	131	0	0	0	0	0
512340 Long Term Disability Insurance	272	0	0	0	0	0
512400 Unemployment Insurance	231	0	0	0	0	0
512520 Workers Comp Insurance	25	0	0	0	0	0
512600 Wellness Program	40	0	0	0	0	0
512610 Employee Assistance Program	32	0	0	0	0	0
Fringe Benefits Total	48,082	0	0	0	0	0
Personnel Services Total	125,048	0	0	0	0	0
Materials and Services						
Supplies						
521010 Office Supplies	318	330	500	500	500	500
521040 Institutional Supplies	7,329	12,432	5,000	5,500	5,500	5,500

MARION COUNTY FY 2021-22 BUDGET

BY DEPARTMENT

SHERIFF'S OFFICE

290 - Inmate Welfare	Actual FY 18-19	Actual FY 19-20	Budget FY 20-21	Proposed FY 21-22	Approved FY 21-22	Adopted FY 21-22
Materials and Services						
521070 Departmental Supplies	1,375	6,210	3,000	3,000	3,000	3,000
521100 Medical Supplies	0	0	145	400	400	400
521110 First Aid Supplies	143	439	300	300	300	300
521170 Educational Supplies	66	104	2,000	2,500	2,500	2,500
521190 Publications	7,031	5,561	12,000	12,000	12,000	12,000
521210 Gasoline	0	0	0	600	600	600
521300 Safety Clothing	3,372	3,440	15,000	10,000	10,000	10,000
521310 Safety Equipment	287	1,391	1,000	1,000	1,000	1,000
Supplies Total	19,921	29,907	38,945	35,800	35,800	35,800
Materials						
522060 Sign Materials	0	0	1,000	1,000	1,000	1,000
522150 Small Office Equipment	394	1,150	11,205	0	0	0
522160 Small Departmental Equipment	8,430	49,750	28,803	20,768	20,768	20,768
Materials Total	8,824	50,900	41,008	21,768	21,768	21,768
Communications						
523040 Data Connections	0	34	0	0	0	0
523050 Postage	212	690	500	1,000	1,000	1,000
523060 Cellular Phones	785	394	0	0	0	0
Communications Total	996	1,118	500	1,000	1,000	1,000
Contracted Services						
525261 Social Services	17,645	0	0	335,977	335,977	335,977
525320 Food Services	0	93	1,500	1,000	1,000	1,000
525330 Transportation Services	9,525	14,825	15,000	17,340	17,340	17,340
525450 Subscription Services	0	0	261	264	264	264
525710 Printing Services	0	0	1,000	0	0	0
Contracted Services Total	27,170	14,918	17,761	354,581	354,581	354,581
Repairs and Maintenance						
526010 Office Equipment Maintenance	0	0	1,000	0	0	0
526011 Dept Equipment Maintenance	1,211	601	3,000	3,000	3,000	3,000
526012 Vehicle Maintenance	3,312	1,382	0	0	0	0
526040 Remodels and Site Improvements	0	0	8,000	0	0	0
Repairs and Maintenance Total	4,523	1,983	12,000	3,000	3,000	3,000
Miscellaneous						
529850 Device Licenses	1,996	2,036	2,050	2,076	2,076	2,076
Miscellaneous Total	1,996	2,036	2,050	2,076	2,076	2,076
Materials and Services Total	63,431	100,861	112,264	418,225	418,225	418,225
Administrative Charges						
611100 County Admin Allocation	1,797	1,474	365	624	624	624
611230 Courier Allocation	43	46	0	0	0	0
611250 Risk Management Allocation	351	273	0	0	0	0

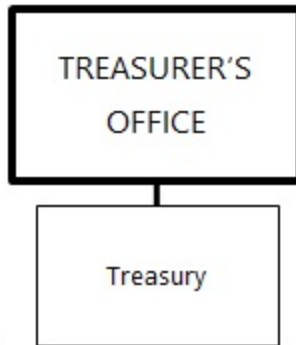
MARION COUNTY FY 2021-22 BUDGET

BY DEPARTMENT

SHERIFF'S OFFICE

290 - Inmate Welfare	Actual FY 18-19	Actual FY 19-20	Budget FY 20-21	Proposed FY 21-22	Approved FY 21-22	Adopted FY 21-22
Administrative Charges						
611255 Benefits Allocation	298	293	0	0	0	0
611260 Human Resources Allocation	1,137	1,092	0	0	0	0
611400 Information Tech Allocation	4,851	4,411	2,052	2,780	2,780	2,780
611410 FIMS Allocation	2,783	2,723	770	1,242	1,242	1,242
611420 Telecommunications Allocation	617	481	245	326	326	326
611430 Info Tech Direct Charges	1,983	2,030	1,156	1,199	1,199	1,199
611600 Finance Allocation	2,942	2,796	2,050	2,452	2,452	2,452
611800 MCBEE Allocation	44	21	105	36	36	36
612100 IT Equipment Use Charges	748	475	356	445	445	445
614100 Liability Insurance Allocation	1,300	1,000	0	0	0	0
614200 WC Insurance Allocation	400	500	0	0	0	0
Administrative Charges Total	19,294	17,615	7,099	9,104	9,104	9,104
Capital Outlay						
531300 Departmental Equipment Capital	0	28,028	0	91,004	91,004	91,004
Capital Outlay Total	0	28,028	0	91,004	91,004	91,004
Contingency						
571010 Contingency	0	0	37,764	115,811	115,811	115,811
Contingency Total	0	0	37,764	115,811	115,811	115,811
Ending Fund Balance						
573010 Unapprop Ending Fund Balance	0	0	823,833	523,961	523,961	523,961
Ending Fund Balance Total	0	0	823,833	523,961	523,961	523,961
Inmate Welfare Total	207,773	146,504	980,960	1,158,105	1,158,105	1,158,105
Sheriff's Office Grand Total	63,733,620	65,169,174	76,186,752	75,912,125	75,912,125	75,912,125

TREASURER'S OFFICE



MISSION STATEMENT

Actively and appropriately manage and safeguard the county's cash assets.

GOALS AND OBJECTIVES

Goal 1 Safeguard public funds.

- Objective 1 Invest the county's surplus funds in a manner that will provide a return while ensuring both the preservation of principal and the liquidity necessary to meet the operating requirements of the county in accordance with policy.
- Objective 2 Provide training and support for department cash handlers to ensure appropriate controls are in place.
- Objective 3 Ensure the county remains compliant with all new and ongoing payment card regulations in the most cost effective manner available.

Goal 2 Maximize the use of available banking and financial systems and processes.

- Objective 1 Utilize the county's Oracle financial system to efficiently manage the receipting and disbursement of cash in the most cost effective manner available allowing the Treasurer's Office to meet the workload demands within current staffing levels.
- Objective 2 Analyze banking systems and processes to ensure efficient and cost effective use of available products while maintaining or reducing costs.
- Objective 3 Utilize the county's point of sale system to assist departments with cash management controls and reporting.
- Objective 4 Develop online training videos for various user roles in the Teller cash receipting system to promote consistency throughout departments in the use of this county-wide software.
- Objective 5 Develop desk manuals and training materials for various Treasury tasks and duties for ease of training and continuity of operations.

MARION COUNTY FY 2021-22 BUDGET

BY DEPARTMENT

TREASURER'S OFFICE

DEPARTMENT OVERVIEW

Laurie Steele is the elected Marion County Treasurer. The Treasurer is the statutory cash custodian for Marion County. The Treasurer's Office works to minimize the risk to public funds through cash handler training and audits. The Treasurer manages bank accounts with various Oregon banks and the Oregon State Treasurer's Office and is responsible for the proper receipting of all monies flowing through county bank accounts.

The Treasurer has responsibility and liability for the timely distribution of taxes and the interest earned on those monies to the taxing districts of Marion County using the percentage distribution schedule created by the tax collector.

The Treasurer is the investment manager for the county, investing funds in accordance with Oregon Revised Statutes and the county's investment policy and assuring that adequate cash is available to meet the obligations of the county.

RESOURCE AND REQUIREMENT SUMMARY

Treasurer's Office	FY 18-19 ACTUAL	FY 19-20 ACTUAL	FY 20-21 BUDGET	FY 21-22 ADOPTED	+/- %
RESOURCES					
General Fund Transfers	443,435	478,869	492,944	495,013	0.4%
TOTAL RESOURCES	443,435	478,869	492,944	495,013	0.4%
REQUIREMENTS					
Personnel Services					
Salaries and Wages	187,861	192,499	186,016	182,445	-1.9%
Fringe Benefits	123,818	131,692	131,822	131,983	0.1%
Total Personnel Services	311,679	324,191	317,838	314,428	-1.1%
Materials and Services					
Supplies	362	300	1,100	1,100	0.0%
Materials	418	6,127	0	0	n.a.
Communications	42	589	325	325	0.0%
Utilities	3,015	3,084	2,841	2,829	-0.4%
Contracted Services	38,928	53,979	63,031	68,031	7.9%
Repairs and Maintenance	113	23	21,424	21,424	0.0%
Rentals	3,805	3,553	6,129	6,150	0.3%
Insurance	2,500	2,500	2,500	2,500	0.0%
Miscellaneous	5,029	2,513	6,650	6,650	0.0%
Total Materials and Services	54,213	72,667	104,000	109,009	4.8%
Administrative Charges	77,543	82,011	71,106	71,576	0.7%
TOTAL REQUIREMENTS	443,435	478,869	492,944	495,013	0.4%
FTE	2.50	2.50	2.25	2.25	0.0%

MARION COUNTY FY 2021-22 BUDGET

BY DEPARTMENT

TREASURER'S OFFICE

FUNDS

Fund Name	FY 18-19 ACTUAL	FY 19-20 ACTUAL	FY 20-21 BUDGET	FY 21-22 ADOPTED	% of Total
RESOURCES					
FND 100 General Fund	443,435	478,869	492,944	495,013	100.0%
TOTAL RESOURCES	443,435	478,869	492,944	495,013	100.0%
REQUIREMENTS					
FND 100 General Fund	443,435	478,869	492,944	495,013	100.0%
TOTAL REQUIREMENTS	443,435	478,869	492,944	495,013	100.0%

PROGRAMS

	FY 18-19 ACTUAL	FY 19-20 ACTUAL	FY 20-21 BUDGET	FY 21-22 ADOPTED	+/- %
RESOURCES					
Treasury	443,435	478,869	492,944	495,013	0.4%
TOTAL RESOURCES	443,435	478,869	492,944	495,013	0.4%
REQUIREMENTS					
Treasury	443,435	478,869	492,944	495,013	0.4%
TOTAL REQUIREMENTS	443,435	478,869	492,944	495,013	0.4%

MARION COUNTY FY 2021-22 BUDGET

BY DEPARTMENT

TREASURER'S OFFICE

Treasury Program

- Provide statutory cash management, including collection, receipting, and depositing of funds as efficiently and accurately as possible.
- Manage banking and broker relationships to maximize quality services at competitive prices.
- Manage cash by turning receivables and float into bank balances as efficiently as possible.
- Manage and forecast liquidity in order to maximize investment returns while meeting ongoing requirements.
- Invest surplus funds as designated by Oregon Revised Statutes and county investment policy.
- Manage internal controls for county bank accounts and assist county departments with cash controls.
- Assist departments in management of cash, check and merchant card collections and deposits.
- Manage the distribution of property taxes to all of Marion County's taxing districts as directed by Oregon Revised Statutes.
- Oversee the compliance program for Marion County Departments required to meet Data Security Standards of the Payment Card Industry for merchant card accepters.

Program Summary

Treasurer's Office

Program: Treasury

	FY 18-19 ACTUAL	FY 19-20 ACTUAL	FY 20-21 BUDGET	FY 21-22 ADOPTED	+/- %
RESOURCES					
General Fund Transfers	443,435	478,869	492,944	495,013	0.4%
TOTAL RESOURCES	443,435	478,869	492,944	495,013	0.4%
REQUIREMENTS					
Personnel Services	311,679	324,191	317,838	314,428	-1.1%
Materials and Services	54,213	72,667	104,000	109,009	4.8%
Administrative Charges	77,543	82,011	71,106	71,576	0.7%
TOTAL REQUIREMENTS	443,435	478,869	492,944	495,013	0.4%
FTE	2.50	2.50	2.25	2.25	0.0%

FTE By Position Title By Program

Program: Treasury		
Position Title		FTE
Treasurer		1.00
Treasury Specialist		1.25
Program Treasury FTE Total:		2.25

FTE Changes

There are no changes in FTE.

Treasury Program Budget Justification

RESOURCES

The Treasury Program is funded entirely by the General Fund.

REQUIREMENTS

Requirements are expected to remain relatively unchanged for FY 2021-22.

MARION COUNTY FY 2021-22 BUDGET

BY DEPARTMENT

TREASURER'S OFFICE

KEY DEPARTMENT ACCOMPLISHMENTS

- Continued working with the Tax Office and the new lockbox processor to improve and enhance the county's lockbox process.
- Provided Cash Handler and Merchant Security Training for county employees as well as other local governments in Marion County through the use of online video functionality.
- Developed training materials for county cash handlers using Teller cash receipting software.
- Assisted in the testing and implementation of three patches for the Teller cash receipting software.
- Assisted the District Attorney's office with the set up of a new merchant vendor for eDiscovery.
- Worked with Dog Shelter staff and their new merchant vendor to identify and resolve issues with the new online licensing tool.
- Provided new merchant terminals to departments using outdated and non-compliant terminals.
- Worked with Information Technology and the Health and Human Services Department in the implementation of online payment processing through the new Health ERP.
- Assisted county departments with cash controls as many departments made changes to their work environment due to COVID-19 pandemic.
- Assisted Public Works in the implementation of multiple new merchant accounts, allowing them improved reporting for the purposes of accurately charging merchant costs across divisions.

MARION COUNTY FY 2021-22 BUDGET

BY DEPARTMENT

TREASURER'S OFFICE

KEY INDICATORS

1: Dollar volume and number of receipts posted

Definition and Purpose

The number and dollar volume of receipts posted into Oracle is an indicator of the amount of work that the Treasurer's Office staff perform each year.

Significance

The majority of work performed in the Treasurer's Office is related to receipting of revenue and reconciliation. If this workload were to increase or decrease significantly, it would require staffing level changes in the Treasurer's department.

Data Units Fiscal Year

FY 17-18 Actual	FY 18-19 Actual	FY 19-20 Actual	FY 20-21 Estimate	FY 21-22 Estimate
# 12,110 - \$706,358,924	# 11,680 - \$1,227,784,575	# 11,545 - \$1,296,239,868	# 11,500 - \$1,300,000,000	# 11,500 - \$1,300,000,000

Explanation of Trends and Changes

This workload has remained relatively consistent for the past two years. The Treasurer's Office continues to reduce staffing as efficiencies from the implementation of the Teller cash receipting system in 2017 continues to streamline business processes. This key indicator ties to Marion County Strategic Goal #6: Provide efficient, effective, and responsive government through stewardship and accountability.

2: Investment Portfolio

Definition and Purpose

Marion County's average portfolio size during FY 2019-20 was just over \$170,000,000. The Marion County Investment Policy states that the performance of the county's portfolio shall be measured, in part, against the performance of the Oregon Local Government Investment Pool (LGIP).

Significance

It is the policy of the Marion County Treasurer's Department to invest public funds in a manner that will provide the highest investment return with the maximum security, while meeting the daily cash flow demands of Marion County. This indicator ties to Marion County Goal #6: Provide efficient, effective, and responsive government through stewardship and accountability.

Data Units Fiscal Year

FY 17-18 Actual	FY 18-19 Actual	FY 19-20 Actual	FY 20-21 Estimate	FY 21-22 Estimate
LGIP 1.76 / COUNTY 1.43	LGIP 2.56 / COUNTY 1.95	LGIP 2.12 / COUNTY 2.09	LGIP .75 / COUNTY 1.00	LGIP .50 / COUNTY .75

MARION COUNTY FY 2021-22 BUDGET

BY DEPARTMENT

TREASURER'S OFFICE

Explanation of Trends and Changes

The U.S. economy has suffered as the coronavirus pandemic caused the shutdown of businesses across the county. As a result, the Fed lowered interest rates to effectively zero which had a dramatic impact on the rate of return earned by both the county and Oregon State Treasurer's Local Government Investment Pool. As tax monies were received in the fall of 2020, reinvestment opportunities for public funds were at an unprecedented low. The rate for funds at LGIP has been reduced from a high of 2.75% near the end of 2019 to .60% in March of 2021.

Looking ahead, the coronavirus will continue to impact economic growth. While the prospects for the US economy have improved, the Fed expects to keep rates near zero until 2023 as they look for proof of a more complete recovery. Based on this information, the rate of return for both Marion County, as well as the LGIP, will continue to decline as reinvestment opportunities will be at historically low rates.

MARION COUNTY FY 2021-22 BUDGET

BY DEPARTMENT

TREASURER'S OFFICE

Resources by Fund Detail						
100 - General Fund	Actual FY 18-19	Actual FY 19-20	Budget FY 20-21	Proposed FY 21-22	Approved FY 21-22	Adopted FY 21-22
General Fund Transfers						
381100 Transfer from General Fund	443,435	478,869	492,944	495,013	495,013	495,013
General Fund Transfers Total	443,435	478,869	492,944	495,013	495,013	495,013
General Fund Total	443,435	478,869	492,944	495,013	495,013	495,013
Treasurer's Office Grand Total	443,435	478,869	492,944	495,013	495,013	495,013

MARION COUNTY FY 2021-22 BUDGET

BY DEPARTMENT

TREASURER'S OFFICE

Requirements by Fund Detail

100 - General Fund	Actual FY 18-19	Actual FY 19-20	Budget FY 20-21	Proposed FY 21-22	Approved FY 21-22	Adopted FY 21-22
Personnel Services						
Salaries and Wages						
511020 Salaries and Wages Budget Only	0	0	6,000	0	0	0
511110 Regular Wages	166,874	170,650	177,144	180,707	180,707	180,707
511130 Vacation Pay	7,332	7,187	0	0	0	0
511140 Sick Pay	4,117	4,294	0	0	0	0
511150 Holiday Pay	6,754	7,537	0	0	0	0
511210 Compensation Credits	2,183	2,227	2,272	1,738	1,738	1,738
511280 Cell Phone Pay	602	604	600	0	0	0
Salaries and Wages Total	187,861	192,499	186,016	182,445	182,445	182,445
Fringe Benefits						
512010 Fringe Benefits Budget Only	0	0	3,849	0	0	0
512110 PERS	41,522	50,074	41,176	43,513	43,513	43,513
512120 401K	7,685	7,860	7,927	8,087	8,087	8,087
512130 PERS Debt Service	6,254	4,285	9,599	8,119	8,119	8,119
512200 FICA	13,941	14,133	13,500	13,760	13,760	13,760
512310 Medical Insurance	48,355	49,400	49,680	52,164	52,164	52,164
512320 Dental Insurance	4,226	4,081	4,176	4,392	4,392	4,392
512330 Group Term Life Insurance	339	345	420	429	429	429
512340 Long Term Disability Insurance	657	663	660	673	673	673
512400 Unemployment Insurance	565	578	538	547	547	547
512520 Workers Comp Insurance	59	53	75	68	68	68
512600 Wellness Program	119	119	120	120	120	120
512610 Employee Assistance Program	95	101	102	111	111	111
Fringe Benefits Total	123,818	131,692	131,822	131,983	131,983	131,983
Personnel Services Total	311,679	324,191	317,838	314,428	314,428	314,428
Materials and Services						
Supplies						
521010 Office Supplies	349	170	1,000	1,000	1,000	1,000
521070 Departmental Supplies	13	131	0	0	0	0
521190 Publications	0	0	100	100	100	100
Supplies Total	362	300	1,100	1,100	1,100	1,100
Materials						
522150 Small Office Equipment	418	311	0	0	0	0
522180 Software	0	5,816	0	0	0	0
Materials Total	418	6,127	0	0	0	0
Communications						
523050 Postage	11	559	250	250	250	250

MARION COUNTY FY 2021-22 BUDGET

BY DEPARTMENT

TREASURER'S OFFICE

100 - General Fund	Actual FY 18-19	Actual FY 19-20	Budget FY 20-21	Proposed FY 21-22	Approved FY 21-22	Adopted FY 21-22
Materials and Services						
523090 Long Distance Charges	31	30	75	75	75	75
Communications Total	42	589	325	325	325	325
Utilities						
524010 Electricity	2,642	2,772	2,507	2,493	2,493	2,493
524020 City Operations and St Lights	2	2	2	6	6	6
524040 Natural Gas	23	25	27	26	26	26
524050 Water	41	41	47	44	44	44
524070 Sewer	90	92	98	99	99	99
524090 Garbage Disposal and Recycling	218	152	160	161	161	161
Utilities Total	3,015	3,084	2,841	2,829	2,829	2,829
Contracted Services						
525155 Credit Card Fees	25	0	0	0	0	0
525156 Bank Services	6,599	22,701	19,000	24,000	24,000	24,000
525158 Armored Car Services	32,124	31,158	38,000	38,000	38,000	38,000
525450 Subscription Services	0	0	5,871	5,871	5,871	5,871
525740 Document Disposal Services	180	120	160	160	160	160
Contracted Services Total	38,928	53,979	63,031	68,031	68,031	68,031
Repairs and Maintenance						
526021 Computer Software Maintenance	0	0	21,424	21,424	21,424	21,424
526030 Building Maintenance	113	23	0	0	0	0
Repairs and Maintenance Total	113	23	21,424	21,424	21,424	21,424
Rentals						
527130 Parking	60	0	0	0	0	0
527240 Condo Assn Assessments	2,618	2,855	3,629	3,650	3,650	3,650
527300 Equipment Rental	1,127	698	2,500	2,500	2,500	2,500
Rentals Total	3,805	3,553	6,129	6,150	6,150	6,150
Insurance						
528210 Public Official Bonds	2,500	2,500	2,500	2,500	2,500	2,500
Insurance Total	2,500	2,500	2,500	2,500	2,500	2,500
Miscellaneous						
529110 Mileage Reimbursement	1,047	604	1,000	1,000	1,000	1,000
529120 Commercial Travel	330	0	0	0	0	0
529130 Meals	105	17	200	200	200	200
529140 Lodging	1,919	630	1,500	1,500	1,500	1,500
529210 Meetings	80	0	100	100	100	100
529220 Conferences	885	822	2,500	2,500	2,500	2,500
529230 Training	0	0	500	500	500	500
529300 Dues and Memberships	663	439	850	850	850	850
Miscellaneous Total	5,029	2,513	6,650	6,650	6,650	6,650

MARION COUNTY FY 2021-22 BUDGET

BY DEPARTMENT

TREASURER'S OFFICE

100 - General Fund	Actual FY 18-19	Actual FY 19-20	Budget FY 20-21	Proposed FY 21-22	Approved FY 21-22	Adopted FY 21-22
Materials and Services Total	54,213	72,667	104,000	109,009	109,009	109,009
Administrative Charges						
611100 County Admin Allocation	3,800	3,227	3,962	4,327	4,327	4,327
611210 Facilities Mgt Allocation	6,455	6,245	7,557	7,812	7,812	7,812
611220 Custodial Allocation	4,588	5,143	5,784	5,908	5,908	5,908
611230 Courier Allocation	109	118	131	138	138	138
611250 Risk Management Allocation	393	309	551	542	542	542
611255 Benefits Allocation	752	755	0	0	0	0
611260 Human Resources Allocation	2,870	2,814	4,368	4,074	4,074	4,074
611300 Legal Services Allocation	2,310	2,353	2,713	1,727	1,727	1,727
611400 Information Tech Allocation	21,757	26,164	27,020	29,337	29,337	29,337
611410 FIMS Allocation	5,119	5,220	4,302	4,668	4,668	4,668
611420 Telecommunications Allocation	785	535	1,902	587	587	587
611430 Info Tech Direct Charges	18,346	20,046	0	0	0	0
611600 Finance Allocation	3,991	4,158	4,821	5,000	5,000	5,000
611800 MCBEE Allocation	82	41	588	138	138	138
612100 IT Equipment Use Charges	4,286	3,183	5,607	5,518	5,518	5,518
614100 Liability Insurance Allocation	1,200	1,000	1,200	1,000	1,000	1,000
614200 WC Insurance Allocation	700	700	600	800	800	800
Administrative Charges Total	77,543	82,011	71,106	71,576	71,576	71,576
General Fund Total	443,435	478,869	492,944	495,013	495,013	495,013
Treasurer's Office Grand Total	443,435	478,869	492,944	495,013	495,013	495,013

MARION COUNTY FY 2021-22 BUDGET
BY DEPARTMENT
TREASURER'S OFFICE

THIS PAGE HAS BEEN INTENTIONALLY LEFT BLANK

TABLE OF CONTENTS

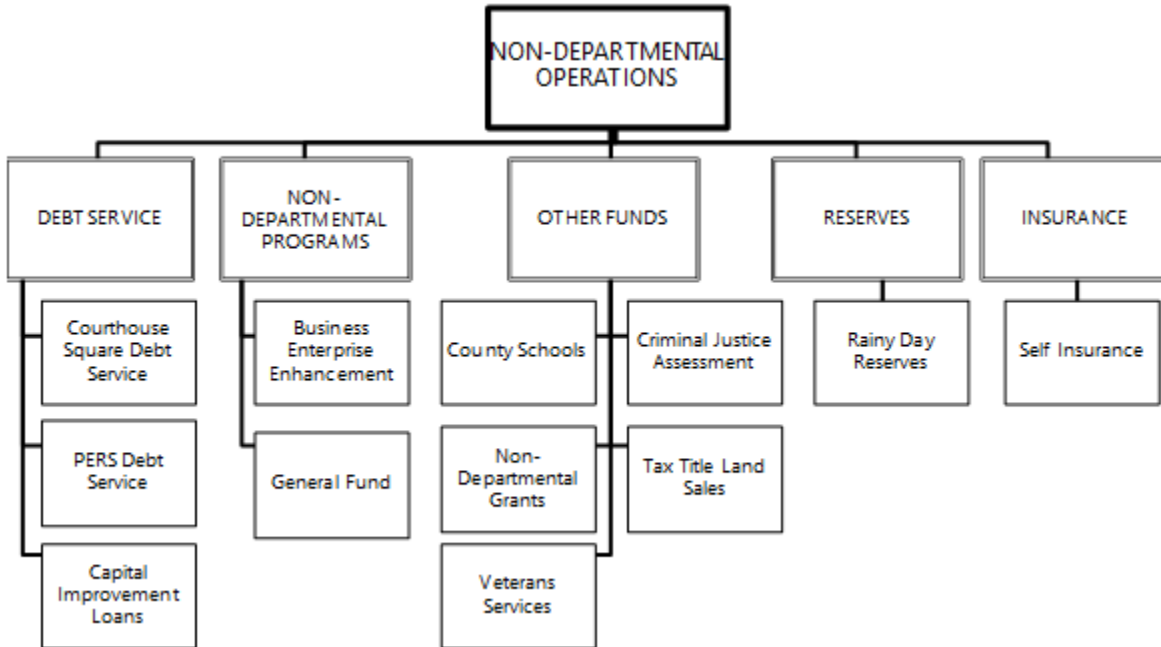
NON-DEPARTMENTAL

Non-Departmental Organization Chart	505
Non-Departmental Funds Summary	506
Program Summary.....	507
Programs	507
Courthouse Square Debt Service Program	508
PERS Debt Service Program	509
Capital Improvement Loans Program	510
MCBEE (Marion County Business Enterprise Enhancement) Program	511
General Fund Program	512
County Schools Program.....	514
Criminal Justice Assessments Program.....	515
Non-Departmental Grants Program	516
Tax Title Land Sales Program.....	517
Veterans Services Program.....	518
Rainy Day Reserve Program	519
Self-Insurance Program.....	520
Non-Departmental Funds Resources Detail.....	521
General Fund	521
Non-Departmental Grants Fund.....	523
Tax Title Land Sales Fund.....	524
Community Development Fund.....	524
Criminal Justice Assessment Fund	524
County Schools Fund	524
Rainy Day Fund	525
Debt Service Fund	525
Central Service Fund.....	525
Self-Insurance Fund	525
Non-Departmental Funds Requirements Detail.....	527
General Fund	527
Non-Departmental Grants Fund.....	530
Tax Title Land Sales Fund.....	530
Community Development Fund.....	532
Criminal Justice Assessment Fund	533
County Schools Fund	533
Rainy Day Fund	534
Debt Service Fund	534
Central Service Fund.....	534
Self-Insurance Fund	535

THIS PAGE HAS BEEN INTENTIONALLY LEFT BLANK

MARION COUNTY FY 2021-22 BUDGET
 BY NON-DEPARTMENTAL
 NON DEPARTMENTAL OPERATIONS

NON DEPARTMENTAL OPERATIONS



Non-Departmental Operations are programs and activities that are not part of any department’s specific budget, yet encompass various activities for the entire county. Non-Departmental Operations is made up of 12 currently budgeted programs and 9 funds, which are separated into the following five groups:

- 1) Debt Service accounts for repayment of debt for various capital improvement and renovation projects, as well as the payments on bonds issued to reduce Marion County’s portion of the PERS unfunded actuarial liability.
- 2) Non-Departmental Programs includes the county’s General Fund, accounting for the county’s property taxes and other general revenues and transfers to supplement budgets in other funds. Non-Departmental Programs also encompasses the MCBEE program, which is the county’s business enterprise enhancement program, to assist in standardizing business processes across the county.
- 3) Other Funds accounts for various intergovernmental revenues and grants that are transferred to specific programs and projects, such as the Non-Departmental Grants and Veterans Services programs. Other Funds also includes revenue and expenditures for the Tax Title Land Sales Fund, which accounts for the distribution of money obtained from the sale of tax foreclosed property; Criminal Justice Assessment, including Court Security; and County Schools which distributes payments to school districts.
- 4) Reserves accounts for the Rainy Day Fund which was established by the Board of Commissioners to be used in a financial emergency.
- 5) Insurance includes the county’s Self Insurance Fund which is financed through assessments to the various departments to cover the costs of insurance premiums, claims, and reserves for future losses.

MARION COUNTY FY 2021-22 BUDGET
 BY NON-DEPARTMENTAL
 NON DEPARTMENTAL OPERATIONS

Fund Name	FUNDS				% of Total
	FY 18-19 ACTUAL	FY 19-20 ACTUAL	FY 20-21 BUDGET	FY 21-22 ADOPTED	
RESOURCES					
FND 100 General Fund	34,694,473	32,673,428	34,009,643	66,549,390	47.2%
FND 115 Non Departmental Grants	1,278,673	1,197,250	15,082,378	11,412,317	8.1%
FND 155 Tax Title Land Sales	1,022,685	1,285,694	1,230,562	654,315	0.5%
FND 170 Community Development	4,170	0	0	0	n.a
FND 185 Criminal Justice Assessment	1,521,630	1,484,920	1,427,832	1,282,219	0.9%
FND 210 County Schools	2,711,772	1,882,678	991,807	1,296,419	0.9%
FND 381 Rainy Day	2,299,308	2,336,996	2,363,097	2,382,340	1.7%
FND 410 Debt Service	11,359,179	12,214,898	12,672,600	13,172,456	9.3%
FND 580 Central Services	45,119	24,165	342,645	82,238	0.1%
FND 585 Self Insurance	39,253,532	41,048,518	42,689,629	44,298,147	31.4%
TOTAL RESOURCES	94,190,541	94,148,545	110,810,193	141,129,841	100.0%
REQUIREMENTS					
FND 100 General Fund	18,839,908	15,583,460	34,009,643	66,549,390	47.2%
FND 115 Non Departmental Grants	480,000	481,093	15,082,378	11,412,317	8.1%
FND 155 Tax Title Land Sales	320,463	556,432	1,230,562	654,315	0.5%
FND 170 Community Development	4,170	0	0	0	n.a
FND 185 Criminal Justice Assessment	818,278	805,701	1,427,832	1,282,219	0.9%
FND 210 County Schools	1,300,254	1,510,673	991,807	1,296,419	0.9%
FND 381 Rainy Day	0	0	2,363,097	2,382,340	1.7%
FND 410 Debt Service	8,427,166	8,621,446	12,672,600	13,172,456	9.3%
FND 580 Central Services	45,119	24,165	342,645	82,238	0.1%
FND 585 Self Insurance	26,618,170	28,457,862	42,689,629	44,298,147	31.4%
TOTAL REQUIREMENTS	56,853,527	56,040,833	110,810,193	141,129,841	100.0%

MARION COUNTY FY 2021-22 BUDGET
 BY NON-DEPARTMENTAL
 NON DEPARTMENTAL OPERATIONS

PROGRAMS

	FY 18-19 ACTUAL	FY 19-20 ACTUAL	FY 20-21 BUDGET	FY 21-22 ADOPTED	+/- %
RESOURCES					
Courthouse Square Debt Svc	1,550,700	1,543,100	1,544,625	1,547,300	0.2%
PERS Debt Service	7,527,225	8,390,543	8,846,721	8,547,525	-3.4%
Capital Improvement Loans	2,281,254	2,281,254	2,281,254	3,077,631	34.9%
MCBEE	45,119	24,165	342,645	82,238	-76.0%
General Fund	34,694,473	32,673,428	34,009,643	66,549,390	95.7%
County Schools	2,711,772	1,882,678	991,807	1,296,419	30.7%
Criminal Justice Assessments	1,521,630	1,484,920	1,427,832	1,282,219	-10.2%
Non Departmental Grants	985,635	903,821	14,801,518	11,131,457	-24.8%
Tax Title Land Sales	1,022,685	1,285,694	1,230,562	654,315	-46.8%
Veterans Services	297,208	293,429	280,860	280,860	0.0%
Rainy Day Reserve	2,299,308	2,336,996	2,363,097	2,382,340	0.8%
Self Insurance	39,253,532	41,048,518	42,689,629	44,298,147	3.8%
TOTAL RESOURCES	94,190,541	94,148,545	110,810,193	141,129,841	27.4%
REQUIREMENTS					
Courthouse Square Debt Svc	1,550,700	1,543,100	1,544,625	1,547,300	0.2%
PERS Debt Service	4,595,212	4,797,092	8,846,721	8,547,525	-3.4%
Capital Improvement Loans	2,281,254	2,281,254	2,281,254	3,077,631	34.9%
MCBEE	45,119	24,165	342,645	82,238	-76.0%
General Fund	18,839,908	15,583,460	34,009,643	66,549,390	95.7%
County Schools	1,300,254	1,510,673	991,807	1,296,419	30.7%
Criminal Justice Assessments	818,278	805,701	1,427,832	1,282,219	-10.2%
Non Departmental Grants	204,668	213,376	14,801,518	11,131,457	-24.8%
Tax Title Land Sales	320,463	556,432	1,230,562	654,315	-46.8%
Veterans Services	279,502	267,717	280,860	280,860	0.0%
Rainy Day Reserve	0	0	2,363,097	2,382,340	0.8%
Self Insurance	26,618,170	28,457,862	42,689,629	44,298,147	3.8%
TOTAL REQUIREMENTS	56,853,527	56,040,833	110,810,193	141,129,841	27.4%

MARION COUNTY FY 2021-22 BUDGET
 BY NON-DEPARTMENTAL
 NON DEPARTMENTAL OPERATIONS

Courthouse Square Debt Svc Program

- In December 1998, Marion County sold Certificates of Participation to fund a portion of the county's share of development, design and construction costs for Courthouse Square. In May 2005, the county issued Full Faith and Credit Refunding Obligations to advance refund the outstanding certificates of participation.
- The principal amount of the original certificates was \$22 million, and the outstanding principal on the refunding obligations was \$4.2 million as of June 30, 2020.
- Principal payments are due annually through June 1, 2023; interest is payable in December and June of each year.

Program Summary

Non Departmental Operations

Program: Courthouse Square Debt Svc

	FY 18-19 ACTUAL	FY 19-20 ACTUAL	FY 20-21 BUDGET	FY 21-22 ADOPTED	+/- %
RESOURCES					
Interest	128	316	0	0	n.a.
General Fund Transfers	1,550,572	1,542,784	1,544,625	1,547,300	0.2%
TOTAL RESOURCES	1,550,700	1,543,100	1,544,625	1,547,300	0.2%
REQUIREMENTS					
Debt Service Principal	1,190,000	1,245,000	1,315,000	1,390,000	5.7%
Debt Service Interest	360,700	298,100	229,625	157,300	-31.5%
TOTAL REQUIREMENTS	1,550,700	1,543,100	1,544,625	1,547,300	0.2%

Courthouse Square Debt Svc Program Budget Justification

RESOURCES

Resources consist of General Fund Transfers to meet the expected annual debt service requirements for the Courthouse Square refunding obligations.

REQUIREMENTS

Debt service principal and interest consist of scheduled payments for FY 2021-22.

MARION COUNTY FY 2021-22 BUDGET
 BY NON-DEPARTMENTAL
 NON DEPARTMENTAL OPERATIONS

PERS Debt Service Program

- Marion County issued Limited Tax Pension Obligations in 2002 and 2004 and transferred the net proceeds to the State of Oregon Public Employees Retirement System (PERS) to provide for the county's unfunded actuarial liability.
- Outstanding principal on the bonds was \$32.8 million as of June 30, 2020, which includes \$1.2 million of deferred interest on the 2002 obligation.
- Principal payments are due annually through June 1, 2028; interest is payable in December and June of each year.

Program Summary

Non Departmental Operations	Program: PERS Debt Service				
	FY 18-19 ACTUAL	FY 19-20 ACTUAL	FY 20-21 BUDGET	FY 21-22 ADOPTED	+/- %
RESOURCES					
Admin Cost Recovery	5,906,609	5,396,690	5,226,269	4,294,335	-17.8%
Interest	26,957	61,841	27,000	26,750	-0.9%
Net Working Capital	1,593,659	2,932,013	3,593,452	4,226,440	17.6%
TOTAL RESOURCES	7,527,225	8,390,543	8,846,721	8,547,525	-3.4%
REQUIREMENTS					
Debt Service Principal	2,320,000	2,570,000	2,840,000	3,240,000	14.1%
Debt Service Interest	2,275,212	2,227,092	2,166,924	1,980,213	-8.6%
Ending Fund Balance	0	0	3,839,797	3,327,312	-13.3%
TOTAL REQUIREMENTS	4,595,212	4,797,092	8,846,721	8,547,525	-3.4%

PERS Debt Service Program Budget Justification

RESOURCES

Resources are primarily comprised of Administrative Cost Recovery from internal assessments to departments calculated as a percentage of salaries and wages with the intent of generating sufficient resources to provide for the current year debt service. Decrease in Admin Cost Recovery for FY 2021-22 in anticipation of using Net Working Capital resources.

REQUIREMENTS

The increase in the PERS debt service program budget is a result of increasing principal payments, consistent with the scheduled amortization payments, and a decrease in Ending Fund Balance.

MARION COUNTY FY 2021-22 BUDGET
 BY NON-DEPARTMENTAL
 NON DEPARTMENTAL OPERATIONS

Capital Improvement Loans Program

- In October 2013, Marion County obtained a \$9,950,000 loan to finance major capital projects. Principal and interest payments are due quarterly through October 2028; annual payments total \$882,277.
- In July 2016, the county obtained a second bank loan of \$9,950,000 to finance additional major capital projects. Principal and interest payments are due quarterly through June 2030; annual payments total \$816,687.
- In June 2018, the county obtained another loan of \$5,000,000 to finance additional capital projects. Principal and interest payments are due semiannually through June 2028; annual payments total \$582,290.
- In 2021, the county anticipates obtaining a loan of \$10,000,000 to finance a major capital project for the Health and Human Services, Public Health Building. Principal and interest payments are expected to be due semiannually through June 2035; with annual payments of \$796,377.

Program Summary

Non Departmental Operations	Program: Capital Improvement Loans				
	FY 18-19 ACTUAL	FY 19-20 ACTUAL	FY 20-21 BUDGET	FY 21-22 ADOPTED	+/- %
RESOURCES					
General Fund Transfers	1,783,914	1,783,914	1,783,914	1,783,914	0.0%
Other Fund Transfers	497,340	497,340	497,340	1,293,717	160.1%
TOTAL RESOURCES	2,281,254	2,281,254	2,281,254	3,077,631	34.9%
REQUIREMENTS					
Debt Service Principal	1,740,544	1,776,418	1,824,267	2,487,731	36.4%
Debt Service Interest	540,710	504,836	456,987	589,900	29.1%
TOTAL REQUIREMENTS	2,281,254	2,281,254	2,281,254	3,077,631	34.9%

Capital Improvement Loans Program Budget Justification

RESOURCES

Total resources represent the amount required to meet the annual debt service payments. Resources consist of the following: 1) General Fund Transfers, 2) \$368,262 transfer from Health and Human Services Fund for their portion of the 2013 loan for the remodeling of the Health and Human Services building, 3) \$796,377 transfer from Health and Human Services Fund for their portion of the 2021 anticipated loan for construction of the new Public Health Building, and 4) \$129,078 transfer from the Community Corrections Fund for their portion of the 2016 loan for the construction of the Public Safety Building.

REQUIREMENTS

Debt service principal and interest amounts consist of scheduled and anticipated payments for FY 2021-22.

MARION COUNTY FY 2021-22 BUDGET
 BY NON-DEPARTMENTAL
 NON DEPARTMENTAL OPERATIONS

MCBEE Program

- The Marion County Business Enterprise Enhancement program, also known as MCBEE, is an initiative to re-engineer and integrate county business processes and software infrastructure in order to provide meaningful information for management to make informed decisions and ensure accountability.
- Ensures that Marion County takes full advantage of its Oracle Enterprise Resource Planning software and the business practices it supports.

Program Summary

Non Departmental Operations					Program: MCBEE
	FY 18-19 ACTUAL	FY 19-20 ACTUAL	FY 20-21 BUDGET	FY 21-22 ADOPTED	+/- %
RESOURCES					
Admin Cost Recovery	45,119	24,165	342,645	82,238	-76.0%
TOTAL RESOURCES	45,119	24,165	342,645	82,238	-76.0%
REQUIREMENTS					
Materials and Services	38,119	18,626	340,200	75,000	-78.0%
Administrative Charges	7,000	5,539	2,445	7,238	196.0%
TOTAL REQUIREMENTS	45,119	24,165	342,645	82,238	-76.0%

MCBEE Program Budget Justification

RESOURCES

Resources for the MCBEE Program are Administrative Cost Recovery in the amount of \$82,238. This is a net decrease of \$260,407 from FY 2020-21. Each year, projects for the Oracle Financial Information Management System (FIMS) are identified and a funding plan is developed for those projects. These funds are allocated for projects outlined in Requirements below.

REQUIREMENTS

Materials and Services of \$75,000 is budgeted for FY 2021-22 projects related to the Oracle system to support subject matter experts during testing and implementation of the Oracle E-Business Suite upgrade to version 12.2 and other projects.

MARION COUNTY FY 2021-22 BUDGET
BY NON-DEPARTMENTAL
NON DEPARTMENTAL OPERATIONS

General Fund Program

- A non-departmental program that is part of the General Fund; expenditures that are not assigned to specific departments are categorized as non-departmental.
- Provides services including a contribution to the United States Department of Agriculture for the predatory animal program, contribution to the Water Master program, and consulting services for studies and plans of a broad nature benefiting multiple departments.
- Provides General Fund Transfers Out to supplement the budgets of other funds for special purposes.
- Provides funding for General Fund Contingency, Reserve for Future Expenditure, and Ending Fund Balance.

Program Summary

Non Departmental Operations	Program: General Fund				
	FY 18-19 ACTUAL	FY 19-20 ACTUAL	FY 20-21 BUDGET	FY 21-22 ADOPTED	+/- %
RESOURCES					
Taxes	74,642,137	76,087,050	78,843,460	82,468,036	4.6%
Licenses and Permits	58,700	55,750	60,000	50,000	-16.7%
Intergovernmental Federal	789,511	1,771,232	7,290,343	34,907,447	378.8%
Intergovernmental State	6,289,765	4,114,627	4,077,632	5,049,504	23.8%
Charges for Services	3,199,657	3,344,363	3,014,950	3,340,950	10.8%
Interest	1,103,005	1,052,519	850,000	700,000	-17.6%
Other Revenues	29,357	42,005	11,000	410,500	3,631.8%
General Fund Transfers	(67,034,092)	(69,923,683)	(77,727,355)	(80,101,048)	3.1%
Other Fund Transfers	104,170	275,000	499,645	275,000	-45.0%
Net Working Capital	15,512,264	15,854,565	17,089,968	19,449,001	13.8%
TOTAL RESOURCES	34,694,473	32,673,428	34,009,643	66,549,390	95.7%
REQUIREMENTS					
Materials and Services	839,016	1,440,952	4,478,090	4,306,347	-3.8%
Administrative Charges	739,952	761,452	867,516	891,665	2.8%
Capital Outlay	0	0	811,965	0	-100.0%
Special Payments	0	0	3,497,390	0	-100.0%
Transfers Out	17,260,940	13,381,056	12,358,864	14,996,516	21.3%
Contingency	0	0	2,380,618	2,710,598	13.9%
Reserve for Future Expenditure	0	0	2,122,230	33,500,000	1,478.5%
Ending Fund Balance	0	0	7,492,970	10,144,264	35.4%
TOTAL REQUIREMENTS	18,839,908	15,583,460	34,009,643	66,549,390	95.7%

General Fund Program Budget Justification

RESOURCES

Property taxes comprise of the majority of all General Fund revenues. Current property tax revenue of \$80,172,836 increased 4.0% over prior year estimate.

Intergovernmental Federal Revenue increased for the additional funding from the American Rescue Plan of approximately \$33.5 million.

Intergovernmental State Revenue increased for additional funding from the Chapter 530 Forest revenue for \$560,988 as well as funding for radio and communication services for approximately \$300,000.

MARION COUNTY FY 2021-22 BUDGET
BY NON-DEPARTMENTAL
NON DEPARTMENTAL OPERATIONS

Charges for Services has increased over the prior year mainly due to the increased revenue in recording fees and work crew fees.

Other Revenues increased \$399,500 to recognize the reimbursement from the American Red Cross for hotel accommodations for the Santiam Canyon Wildfire victims.

The remaining Resources are consistent with the prior year.

REQUIREMENTS

Materials and Services has decreased, primarily due to one-time expenditures in the prior year related to COVID-19. Planned activities in FY 2021-22 consist of the following: outside legal services, departmental audits, business process improvements, continuation of lobbying services, and potential costs responding to countywide emergencies. In addition, continued support for the Water Master and USDA Wildlife Services (county trapper) programs are included, as well as countywide dues and memberships, utilities for state courts and other non-departmental areas, department head and elected official training, and employee awards and recognition.

Capital Outlay and Special Payments have decreased due to one-time expenditures in the prior year related to COVID-19.

Transfers Out increased primarily for the following: \$3,042,902 to the Capital Improvement Projects Fund, \$385,774 to Health and Human Services Fund for increased personnel costs for Public Health programs, \$300,000 to the Community Development Fund for costs associated with the Santiam Fire Recovery program, \$100,000 to the Facility Renovation Fund, and \$102,126 to the Parks Fund for a Parks Supervisor position added in the prior year.

Contingency is budgeted at 2.7% of adjusted Resources, which meets the county policy minimum of 1%. Reserve for Future Expenditure is comprised of the county's first year distribution of the American Rescue Plan. Ending Fund Balance is budgeted at 10.2% of adjusted Resources, which meets the county policy minimum of 5%.

MARION COUNTY FY 2021-22 BUDGET
 BY NON-DEPARTMENTAL
 NON DEPARTMENTAL OPERATIONS

County Schools Program

- Distributes special revenue in accordance with Oregon law, which specifies that a portion of state Chapter 530 Forest Rehabilitation revenue and certain federal and state shared revenues are distributed to school districts in proportion to their resident average daily membership for the preceding fiscal year.

Program Summary

Non Departmental Operations	Program: County Schools				
	FY 18-19 ACTUAL	FY 19-20 ACTUAL	FY 20-21 BUDGET	FY 21-22 ADOPTED	+/- %
RESOURCES					
Intergovernmental Federal	260,595	246,466	235,000	223,250	-5.0%
Intergovernmental State	2,022,822	207,900	377,303	548,155	45.3%
Interest	9,277	16,794	7,500	4,620	-38.4%
Net Working Capital	419,079	1,411,518	372,004	520,394	39.9%
TOTAL RESOURCES	2,711,772	1,882,678	991,807	1,296,419	30.7%
REQUIREMENTS					
Special Payments	1,300,254	1,510,673	991,807	1,296,419	30.7%
TOTAL REQUIREMENTS	1,300,254	1,510,673	991,807	1,296,419	30.7%

County Schools Program Budget Justification

RESOURCES

Intergovernmental Federal revenues for Secure Rural Schools are anticipated to be reauthorized for FY 2021-22 for \$223,250.

Intergovernmental State revenues are comprised of State Electric Coop Tax of \$100,000, Private Rail Car Tax of \$3,000, and Chapter 530 Forest Rehabilitation for \$445,155.

REQUIREMENTS

All Resources are expected to be distributed to school districts in accordance with Oregon Revised Statutes.

MARION COUNTY FY 2021-22 BUDGET
 BY NON-DEPARTMENTAL
 NON DEPARTMENTAL OPERATIONS

Criminal Justice Assessments Program

- This program is funded by a portion of court fines and allocation from the State of Oregon in accordance with ORS 153.660.
- 60% may be used for drug and alcohol programs and for the costs of planning, operating and maintaining county juvenile and adult corrections programs and facilities, and the remaining 40% is to be used for court security services and improvements in buildings containing court facilities.

Program Summary

Non Departmental Operations

Program: Criminal Justice Assessments

	FY 18-19 ACTUAL	FY 19-20 ACTUAL	FY 20-21 BUDGET	FY 21-22 ADOPTED	+/- %
RESOURCES					
Intergovernmental Federal	0	0	3,852	0	-100.0%
Fines and Forfeitures	681,485	769,486	732,133	709,092	-3.1%
Interest	11,974	12,082	12,627	6,954	-44.9%
Net Working Capital	828,170	703,352	679,220	566,173	-16.6%
TOTAL RESOURCES	1,521,630	1,484,920	1,427,832	1,282,219	-10.2%
REQUIREMENTS					
Materials and Services	287,709	295,806	341,342	337,034	-1.3%
Administrative Charges	6,180	5,433	5,241	5,094	-2.8%
Transfers Out	524,388	504,462	512,100	480,300	-6.2%
Contingency	0	0	97,903	80,192	-18.1%
Ending Fund Balance	0	0	471,246	379,599	-19.4%
TOTAL REQUIREMENTS	818,278	805,701	1,427,832	1,282,219	-10.2%

Criminal Justice Assessments Program Budget Justification

RESOURCES

Resources include a direct allocation from the State of Oregon, and a portion of court fines from state, county and local jurisdictions. Net Working Capital continues to decline as funds are used to cover court security costs that exceed current revenues.

REQUIREMENTS

Activities in this program include: (1) Transfers to the General Fund for Jail Operations, the Juvenile Grants Fund for Alternative Programs, the Community Corrections Fund; and (2) Court Security. Materials and Services are primarily for security services and equipment maintenance at Juvenile, Jail and Courthouse.

Contingency is budgeted for unforeseen court security expenditures. Ending Fund Balance for court security has reduced, as reserves are being used to maintain services and equipment.

MARION COUNTY FY 2021-22 BUDGET
BY NON-DEPARTMENTAL
NON DEPARTMENTAL OPERATIONS

Non Departmental Grants Program

- This program includes one special revenue fund that accounts for federal, state and local grants that are not granted to specific county departments.
- These grants are generally distributed to county departments and/or outside agencies and organizations that have submitted proposals for projects using the grant funds.

Program Summary

Non Departmental Operations	Program: Non Departmental Grants				
	FY 18-19 ACTUAL	FY 19-20 ACTUAL	FY 20-21 BUDGET	FY 21-22 ADOPTED	+/- %
RESOURCES					
Intergovernmental Federal	250,171	110,413	13,845,994	99,647	-99.3%
Intergovernmental State	50,000	0	50,000	0	-100.0%
Interest	11,982	12,441	10,005	10,000	0.0%
Other Revenues	0	0	195,075	0	-100.0%
General Fund Transfers	0	0	10,000	0	-100.0%
Net Working Capital	673,481	780,967	690,444	11,021,810	1,496.3%
TOTAL RESOURCES	985,635	903,821	14,801,518	11,131,457	-24.8%
REQUIREMENTS					
Materials and Services	183,425	0	81,045	10,437,591	12,778.8%
Capital Outlay	0	0	174,030	0	-100.0%
Transfers Out	21,243	213,376	215,238	222,394	3.3%
Contingency	0	0	13,820,257	69,387	-99.5%
Ending Fund Balance	0	0	510,948	402,085	-21.3%
TOTAL REQUIREMENTS	204,668	213,376	14,801,518	11,131,457	-24.8%

Non Departmental Grants Program Budget Justification

RESOURCES

Intergovernmental Federal revenues is the amount anticipated for the Secure Rural Schools Title III funds for FY 2021-22. Intergovernmental State revenues decreased due to the CourtCare Program not being reauthorized by the state legislature. Interest earnings are estimated at \$10,000. The decrease in Other Revenues is due to a one-time Center for Tech and Civic Life (CTCL) COVID-19 Response grant received in FY 2020-21. The Net Working Capital is a combination of \$584,219, which represents the balance of reauthorized Secure Rural School Title III funds that are utilized for forest patrol and search and rescue efforts through the Sheriff's Office, and \$10,437,591 which is the Emergency Rental Assistance federal funding received in the prior year.

REQUIREMENTS

Materials and Services represents the Emergency Rental Assistance funding received in the prior year that will be contracted to provide rent relief to county citizens. Capital Outlay decreased due to the one-time CTCL COVID-19 Response grant received in the prior year. Transfers Out of \$222,394 include \$182,394 for forest patrol, and \$40,000 for search and rescue programs in the Sheriff's Office. Recent legislation expanded the use of reauthorized Secure Rural School Title III funds, allowing use of the funds previously dedicated to search and rescue for forest patrol and other emergency services. Contingency of \$69,387 is for unanticipated search and rescue activities that may arise during the fiscal year. Ending Fund Balance of \$402,085 is restricted to forest patrol and search and rescue programs.

MARION COUNTY FY 2021-22 BUDGET
BY NON-DEPARTMENTAL
NON DEPARTMENTAL OPERATIONS

Tax Title Land Sales Program

- The program includes the Tax Title Land Sales Fund, a special revenue fund under the administration of the Finance Department.
- Coordinates management of real property held by the county as a result of tax foreclosure.
- Collects revenue through the sale of tax foreclosed properties and loan repayments from existing property loans granted on the sale of foreclosed property.
- Foreclosed property sales proceeds are distributed to the county's taxing districts annually.

Program Summary

Non Departmental Operations	Program: Tax Title Land Sales				
	FY 18-19 ACTUAL	FY 19-20 ACTUAL	FY 20-21 BUDGET	FY 21-22 ADOPTED	+/- %
RESOURCES					
Charges for Services	401,432	297,107	300,000	233,509	-22.2%
Interest	23,137	79,773	97,800	104,228	6.6%
Other Revenues	104,586	206,592	103,500	135,186	30.6%
Net Working Capital	493,530	702,222	729,262	181,392	-75.1%
TOTAL RESOURCES	1,022,685	1,285,694	1,230,562	654,315	-46.8%
REQUIREMENTS					
Materials and Services	121,644	18,129	224,155	139,505	-37.8%
Administrative Charges	9,420	18,428	22,155	30,145	36.1%
Special Payments	150,000	450,000	665,883	136,160	-79.6%
Transfers Out	39,399	69,875	79,686	79,500	-0.2%
Contingency	0	0	50,000	50,000	0.0%
Ending Fund Balance	0	0	188,683	219,005	16.1%
TOTAL REQUIREMENTS	320,463	556,432	1,230,562	654,315	-46.8%

Tax Title Land Sales Program Budget Justification

RESOURCES

Charges for Services is the anticipated revenue from foreclosed property sales for FY 2021-22. Other Revenues has increased based on projections of loan principal and interest payments for new property sales contracts entered into this past fiscal year. Net Working Capital is anticipated to be lower than in the previous year due to reduced auction revenues and increased distributions to taxing districts in FY 2020-21, resulting in less carryover resources.

REQUIREMENTS

Total requirements decreased \$576,247 for FY 2021-22. Materials and Services decreased due to a reduction in budgeted repair costs and taxes and penalties than in the previous fiscal year. Special Payments for distributions to taxing districts decreased due to a decrease in property sales and less Net Working Capital carryover as compared to the prior fiscal year. Transfers Out reflects a transfer of resources to the Finance Department to cover the personnel costs associated with the Property Coordinator for FY 2021-22.

MARION COUNTY FY 2021-22 BUDGET
 BY NON-DEPARTMENTAL
 NON DEPARTMENTAL OPERATIONS

Veterans Services Program

- The program establishes a Veterans Services office in Marion County, administered through the Mid-Valley Community Action Agency. Services are provided to qualified veterans, spouses, and dependents residing in Marion County.

Program Summary

Non Departmental Operations	Program: Veterans Services				
	FY 18-19 ACTUAL	FY 19-20 ACTUAL	FY 20-21 BUDGET	FY 21-22 ADOPTED	+/- %
RESOURCES					
Intergovernmental State	224,470	224,709	204,134	204,134	0.0%
General Fund Transfers	4,200	51,014	51,014	51,014	0.0%
Net Working Capital	68,538	17,706	25,712	25,712	0.0%
TOTAL RESOURCES	297,208	293,429	280,860	280,860	0.0%
REQUIREMENTS					
Materials and Services	279,502	267,717	280,860	280,860	0.0%
TOTAL REQUIREMENTS	279,502	267,717	280,860	280,860	0.0%

Veterans Services Program Budget Justification

RESOURCES

Resources received for this program are a combination of state funding through an intergovernmental agreement with the Oregon Department of Veterans' Affairs, a transfer from the General Fund and Net Working Capital.

REQUIREMENTS

Materials and Services for this program represent contracted services with Mid-Willamette Valley Community Action Agency to administer the program. Estimated expenditures remain the same for FY 2021-22.

MARION COUNTY FY 2021-22 BUDGET
 BY NON-DEPARTMENTAL
 NON DEPARTMENTAL OPERATIONS

Rainy Day Reserve Program

- This program is located in the Rainy Day Fund established by the Board of Commissioners.
- Provides non-routine funding to meet the needs of the county in the event of natural or manmade disaster, labor disputes, or financial emergencies, and to stabilize increases in PERS contribution rates or otherwise reduce the county's PERS obligations.

Program Summary

Non Departmental Operations	Program: Rainy Day Reserve				
	FY 18-19 ACTUAL	FY 19-20 ACTUAL	FY 20-21 BUDGET	FY 21-22 ADOPTED	+/- %
RESOURCES					
Interest	35,077	37,688	26,100	24,500	-6.1%
Net Working Capital	2,264,231	2,299,308	2,336,997	2,357,840	0.9%
TOTAL RESOURCES	2,299,308	2,336,996	2,363,097	2,382,340	0.8%
REQUIREMENTS					
Reserve for Future Expenditure	0	0	2,363,097	2,382,340	0.8%
TOTAL REQUIREMENTS	0	0	2,363,097	2,382,340	0.8%

Rainy Day Reserve Program Budget Justification

RESOURCES

Net Working Capital continues to build slightly as a small amount of interest income is added each year.

REQUIREMENTS

All resources are reserved for future use.

MARION COUNTY FY 2021-22 BUDGET
 BY NON-DEPARTMENTAL
 NON DEPARTMENTAL OPERATIONS

Self Insurance Program

- The Self Insurance Program is an internal service fund that derives its revenues through assessments to departments. The program is maintained to pay the costs of county insurance premiums and self-insured claims, including general liability, auto liability, workers' compensation, medical, dental, life, long-term disability, and unemployment. Reserves are held in the fund to cover future liabilities, contingency, and catastrophic losses.
- The Self Insurance Program is managed using actuarially sound principles. An updated actuarial study was completed in September 2018. The study is used for the county's comprehensive annual financial report and as part of the mandatory filing with the Oregon State Insurance Division for the county's certificate of self-insurance.

Program Summary

Non Departmental Operations	Program: Self Insurance				
	FY 18-19 ACTUAL	FY 19-20 ACTUAL	FY 20-21 BUDGET	FY 21-22 ADOPTED	+/- %
RESOURCES					
Charges for Services	27,444,566	28,239,156	29,956,797	31,935,506	6.6%
Interest	145,964	166,303	132,177	60,000	-54.6%
Settlements	226,316	7,697	10,000	10,000	0.0%
Net Working Capital	11,436,686	12,635,362	12,590,655	12,292,641	-2.4%
TOTAL RESOURCES	39,253,532	41,048,518	42,689,629	44,298,147	3.8%
REQUIREMENTS					
Materials and Services	26,395,180	28,240,623	31,103,788	32,567,314	4.7%
Administrative Charges	222,989	217,239	194,000	198,100	2.1%
Transfers Out	0	0	0	61,138	n.a.
Contingency	0	0	2,415,000	3,090,000	28.0%
Ending Fund Balance	0	0	8,976,841	8,381,595	-6.6%
TOTAL REQUIREMENTS	26,618,170	28,457,862	42,689,629	44,298,147	3.8%

Self Insurance Program Budget Justification

RESOURCES

Charges for Services are charges to departments for insurance benefits. Net Working Capital is associated primarily with liability, workers' compensation, and general reserves. Unexpended funds are carried over from year-to-year, to provide sufficient resources in the event of large claims outside of normal estimated claims.

REQUIREMENTS

Materials and Service increased approximately \$1,460,000, primarily due to the normal increases in medical and dental premiums. Transfers Out to the Capital Improvement Projects Fund is for a new Risk Management Information System. Contingency remains the same and will be used for unanticipated expenditures in FY 2021-22.

MARION COUNTY FY 2021-22 BUDGET
 BY NON-DEPARTMENTAL
 NON DEPARTMENTAL OPERATIONS

Resources by Fund Detail						
100 - General Fund	Actual FY 18-19	Actual FY 19-20	Budget FY 20-21	Proposed FY 21-22	Approved FY 21-22	Adopted FY 21-22
Taxes						
311100 Property Taxes Current Year	71,564,386	74,167,114	77,089,265	80,172,836	80,172,836	80,172,836
311200 Property Taxes Prior Years	2,402,691	958,643	825,000	1,560,000	1,560,000	1,560,000
311300 Prop Tx Interest and Penalties	326,989	359,997	300,000	135,000	135,000	135,000
312200 Franchise Fees Cable TV	340,844	479,422	476,295	480,200	480,200	480,200
312201 Franchise Fees Cable PEG	0	110,553	142,900	110,000	110,000	110,000
312300 Severance Taxes	7,226	11,321	10,000	10,000	10,000	10,000
Taxes Total	74,642,137	76,087,050	78,843,460	82,468,036	82,468,036	82,468,036
Licenses and Permits						
321000 Marriage Licenses	58,700	55,750	60,000	50,000	50,000	50,000
Licenses and Permits Total	58,700	55,750	60,000	50,000	50,000	50,000
Intergovernmental Federal						
331001 Payment in Lieu of Taxes	411,171	93,134	85,000	85,000	85,000	85,000
331010 Secure Rural Schools Title I	375,259	354,866	350,000	320,200	320,200	320,200
331040 FEMA Disaster Assistance	0	0	0	999,247	999,247	999,247
331222 Oregon Housing Community Svcs	3,030	2,330	3,000	3,000	3,000	3,000
331401 Coronavirus Relief Fund	0	1,320,856	6,852,343	0	0	0
331990 Other Federal Revenues	51	46	0	33,500,000	33,500,000	33,500,000
Intergovernmental Federal Total	789,511	1,771,232	7,290,343	34,907,447	34,907,447	34,907,447
Intergovernmental State						
332010 Chapter 530 Forest Rehab	2,834,395	176,064	178,012	740,000	740,000	740,000
332011 OLCC General	1,956,952	2,113,513	2,201,738	2,231,246	2,231,246	2,231,246
332014 Cigarette Tax	270,678	259,994	280,439	192,058	192,058	192,058
332015 Electric Coop Tax	179,450	169,178	180,000	175,000	175,000	175,000
332016 Amusement Devise Tax	75,427	33,523	50,000	50,000	50,000	50,000
332017 Private Rail Car Tax	4,211	3,581	4,000	5,000	5,000	5,000
332019 County Assmt Funding CAFFA	960,961	1,214,197	1,103,493	1,291,400	1,291,400	1,291,400
332990 Other State Revenues	7,691	144,578	79,950	364,800	364,800	364,800
Intergovernmental State Total	6,289,765	4,114,627	4,077,632	5,049,504	5,049,504	5,049,504
Charges for Services						
341042 Marion Cty Justice Court Fees	482,327	512,749	500,000	475,000	475,000	475,000
341070 Filing Fees	45,993	41,892	40,000	40,000	40,000	40,000
341080 Recording Fees	1,420,178	1,813,375	1,500,000	2,050,000	2,050,000	2,050,000
341090 Passport Application Fees	146,880	120,080	125,000	0	0	0
341100 Assessment and Taxation Fees	29,184	34,572	30,000	30,000	30,000	30,000
341110 Corner Restoration Record Fees	(171)	0	0	0	0	0
341170 Witness Fees	0	0	500	500	500	500

MARION COUNTY FY 2021-22 BUDGET
BY NON-DEPARTMENTAL
NON DEPARTMENTAL OPERATIONS

100 - General Fund	Actual FY 18-19	Actual FY 19-20	Budget FY 20-21	Proposed FY 21-22	Approved FY 21-22	Adopted FY 21-22
Charges for Services						
341400 Tax Collector Fees	89,584	76,730	100,000	75,000	75,000	75,000
341420 Assessor Fees	41,094	25,438	75,000	50,000	50,000	50,000
341430 Copy Machine Fees	209,360	15,804	15,000	0	0	0
341630 Service Charges	0	0	500	500	500	500
341635 Returned Check Fees	550	700	100	250	250	250
341680 Discovery Fees	0	229,611	155,000	155,000	155,000	155,000
341720 Appeal Fees	1,775	950	2,000	2,000	2,000	2,000
341820 County Clerk Records Fees	(18)	0	0	0	0	0
341840 Work Crew Fees	100,393	65,717	105,000	65,000	65,000	65,000
341940 Declaration Domestic Partners	150	150	200	200	200	200
341952 Styrofoam Recycling	24,510	23,653	27,000	20,000	20,000	20,000
341955 Wood and Compost Sales	37,733	49,075	48,000	50,000	50,000	50,000
342200 Property Leases	0	3,007	5,000	3,000	3,000	3,000
342310 Parking Permits	247,627	243,568	226,000	226,000	226,000	226,000
342910 Public Records Request Charges	389	306	150	500	500	500
344100 Election Reimbursements	284,086	46,396	50,000	50,000	50,000	50,000
344300 Restitution	0	30	500	1,000	1,000	1,000
344999 Other Reimbursements	1,873	2,285	10,000	10,000	10,000	10,000
345100 Sale of Capital Assets	0	1,235	0	0	0	0
347501 Comm Svcs to Other Agencies	36,162	37,041	0	37,000	37,000	37,000
Charges for Services Total	3,199,657	3,344,363	3,014,950	3,340,950	3,340,950	3,340,950
Interest						
361000 Investment Earnings	646,414	587,346	450,000	350,000	350,000	350,000
365000 Investment Fee	456,592	465,174	400,000	350,000	350,000	350,000
Interest Total	1,103,005	1,052,519	850,000	700,000	700,000	700,000
Other Revenues						
371000 Miscellaneous Income	29,563	32,873	10,000	410,000	410,000	410,000
371100 Recoveries from Collections	93	0	0	0	0	0
372000 Over and Short	(299)	(373)	1,000	500	500	500
374100 Block Grant Loan Principal	0	9,505	0	0	0	0
Other Revenues Total	29,357	42,005	11,000	410,500	410,500	410,500
General Fund Transfers						
381100 Transfer from General Fund	(67,034,092)	(69,923,683)	(77,727,355)	(80,101,048)	(80,101,048)	(80,101,048)
General Fund Transfers Total	(67,034,092)	(69,923,683)	(77,727,355)	(80,101,048)	(80,101,048)	(80,101,048)
Other Fund Transfers						
381170 Transfer from Comm Development	4,170	0	224,645	0	0	0
381255 Xfr from Traffic Safety Team	100,000	275,000	275,000	275,000	275,000	275,000
Other Fund Transfers Total	104,170	275,000	499,645	275,000	275,000	275,000

MARION COUNTY FY 2021-22 BUDGET
BY NON-DEPARTMENTAL
NON DEPARTMENTAL OPERATIONS

100 - General Fund	Actual FY 18-19	Actual FY 19-20	Budget FY 20-21	Proposed FY 21-22	Approved FY 21-22	Adopted FY 21-22
Net Working Capital						
392000 Net Working Capital Unrestr	15,512,264	15,854,565	17,089,968	19,449,001	19,449,001	19,449,001
Net Working Capital Total	15,512,264	15,854,565	17,089,968	19,449,001	19,449,001	19,449,001
General Fund Total	34,694,473	32,673,428	34,009,643	66,549,390	66,549,390	66,549,390
115 - Non Departmental Grants	Actual FY 18-19	Actual FY 19-20	Budget FY 20-21	Proposed FY 21-22	Approved FY 21-22	Adopted FY 21-22
Intergovernmental Federal						
331011 Secure Rural Schools Title II	133,425	0	0	0	0	0
331012 Secure Rural Schools Title III	116,747	110,413	104,892	99,647	99,647	99,647
331403 Emergency Rental Assistance	0	0	13,741,102	0	0	0
Intergovernmental Federal Total	250,171	110,413	13,845,994	99,647	99,647	99,647
Intergovernmental State						
332085 Oregon Dept Veterans Affairs	219,770	221,709	204,134	204,134	204,134	204,134
332990 Other State Revenues	54,700	3,000	50,000	0	0	0
Intergovernmental State Total	274,470	224,709	254,134	204,134	204,134	204,134
Interest						
361000 Investment Earnings	11,939	12,441	10,005	10,000	10,000	10,000
Interest Total	11,939	12,441	10,005	10,000	10,000	10,000
Other Revenues						
373500 Private Foundation Grants	0	0	195,075	0	0	0
Other Revenues Total	0	0	195,075	0	0	0
General Fund Transfers						
381100 Transfer from General Fund	4,200	51,014	61,014	51,014	51,014	51,014
General Fund Transfers Total	4,200	51,014	61,014	51,014	51,014	51,014
Net Working Capital						
391000 Net Working Capital Restricted	737,892	798,673	716,156	11,047,522	11,047,522	11,047,522
Net Working Capital Total	737,892	798,673	716,156	11,047,522	11,047,522	11,047,522
Non Departmental Grants Total	1,278,673	1,197,250	15,082,378	11,412,317	11,412,317	11,412,317
155 - Tax Title Land Sales	Actual FY 18-19	Actual FY 19-20	Budget FY 20-21	Proposed FY 21-22	Approved FY 21-22	Adopted FY 21-22
Charges for Services						
341430 Copy Machine Fees	20	60	0	0	0	0
345200 Foreclosed Property Sales	401,412	297,047	300,000	233,509	233,509	233,509
Charges for Services Total	401,432	297,107	300,000	233,509	233,509	233,509
Interest						
361000 Investment Earnings	7,050	11,597	8,000	6,500	6,500	6,500
364900 Loan Repayment Interest	16,087	68,177	89,800	97,728	97,728	97,728
Interest Total	23,137	79,773	97,800	104,228	104,228	104,228

MARION COUNTY FY 2021-22 BUDGET
BY NON-DEPARTMENTAL
NON DEPARTMENTAL OPERATIONS

155 - Tax Title Land Sales	Actual FY 18-19	Actual FY 19-20	Budget FY 20-21	Proposed FY 21-22	Approved FY 21-22	Adopted FY 21-22
Other Revenues						
374900 Loan Repayment Principal	104,586	206,592	103,500	135,186	135,186	135,186
Other Revenues Total	104,586	206,592	103,500	135,186	135,186	135,186
Net Working Capital						
392000 Net Working Capital Unrestr	493,530	702,222	729,262	181,392	181,392	181,392
Net Working Capital Total	493,530	702,222	729,262	181,392	181,392	181,392
Tax Title Land Sales Total	1,022,685	1,285,694	1,230,562	654,315	654,315	654,315
170 - Community Development	Actual FY 18-19	Actual FY 19-20	Budget FY 20-21	Proposed FY 21-22	Approved FY 21-22	Adopted FY 21-22
Interest						
361000 Investment Earnings	42	0	0	0	0	0
Interest Total	42	0	0	0	0	0
Net Working Capital						
392000 Net Working Capital Unrestr	4,127	0	0	0	0	0
Net Working Capital Total	4,127	0	0	0	0	0
Community Development Total	4,170	0	0	0	0	0
185 - Criminal Justice Assessment	Actual FY 18-19	Actual FY 19-20	Budget FY 20-21	Proposed FY 21-22	Approved FY 21-22	Adopted FY 21-22
Intergovernmental Federal						
331401 Coronavirus Relief Fund	0	0	3,852	0	0	0
Intergovernmental Federal Total	0	0	3,852	0	0	0
Fines and Forfeitures						
353100 County Assessments	439,273	531,390	485,172	480,300	480,300	480,300
353200 Court Security	242,212	238,096	246,961	228,792	228,792	228,792
Fines and Forfeitures Total	681,485	769,486	732,133	709,092	709,092	709,092
Interest						
361000 Investment Earnings	11,974	12,082	12,627	6,954	6,954	6,954
Interest Total	11,974	12,082	12,627	6,954	6,954	6,954
Net Working Capital						
392000 Net Working Capital Unrestr	828,170	703,352	679,220	566,173	566,173	566,173
Net Working Capital Total	828,170	703,352	679,220	566,173	566,173	566,173
Criminal Justice Assessment Total	1,521,630	1,484,920	1,427,832	1,282,219	1,282,219	1,282,219
210 - County Schools	Actual FY 18-19	Actual FY 19-20	Budget FY 20-21	Proposed FY 21-22	Approved FY 21-22	Adopted FY 21-22
Intergovernmental Federal						
331010 Secure Rural Schools Title I	260,595	246,466	235,000	223,250	223,250	223,250
Intergovernmental Federal Total	260,595	246,466	235,000	223,250	223,250	223,250
Intergovernmental State						
332010 Chapter 530 Forest Rehab	1,930,585	121,322	279,553	445,155	445,155	445,155
332015 Electric Coop Tax	89,590	84,462	95,000	100,000	100,000	100,000
332017 Private Rail Car Tax	2,646	2,116	2,750	3,000	3,000	3,000
Intergovernmental State Total	2,022,822	207,900	377,303	548,155	548,155	548,155

MARION COUNTY FY 2021-22 BUDGET
BY NON-DEPARTMENTAL
NON DEPARTMENTAL OPERATIONS

210 - County Schools	Actual FY 18-19	Actual FY 19-20	Budget FY 20-21	Proposed FY 21-22	Approved FY 21-22	Adopted FY 21-22
Interest						
361000 Investment Earnings	9,277	16,794	7,500	4,620	4,620	4,620
Interest Total	9,277	16,794	7,500	4,620	4,620	4,620
Net Working Capital						
392000 Net Working Capital Unrestr	419,079	1,411,518	372,004	520,394	520,394	520,394
Net Working Capital Total	419,079	1,411,518	372,004	520,394	520,394	520,394
County Schools Total	2,711,772	1,882,678	991,807	1,296,419	1,296,419	1,296,419
381 - Rainy Day	Actual FY 18-19	Actual FY 19-20	Budget FY 20-21	Proposed FY 21-22	Approved FY 21-22	Adopted FY 21-22
Interest						
361000 Investment Earnings	35,077	37,688	26,100	24,500	24,500	24,500
Interest Total	35,077	37,688	26,100	24,500	24,500	24,500
Net Working Capital						
392000 Net Working Capital Unrestr	2,264,231	2,299,308	2,336,997	2,357,840	2,357,840	2,357,840
Net Working Capital Total	2,264,231	2,299,308	2,336,997	2,357,840	2,357,840	2,357,840
Rainy Day Total	2,299,308	2,336,996	2,363,097	2,382,340	2,382,340	2,382,340
410 - Debt Service	Actual FY 18-19	Actual FY 19-20	Budget FY 20-21	Proposed FY 21-22	Approved FY 21-22	Adopted FY 21-22
Admin Cost Recovery						
412100 PERS Debt Service Assessments	5,906,609	5,396,690	5,226,269	4,294,335	4,294,335	4,294,335
Admin Cost Recovery Total	5,906,609	5,396,690	5,226,269	4,294,335	4,294,335	4,294,335
Interest						
361000 Investment Earnings	27,086	62,156	27,000	26,750	26,750	26,750
Interest Total	27,086	62,156	27,000	26,750	26,750	26,750
General Fund Transfers						
381100 Transfer from General Fund	3,334,486	3,326,699	3,328,539	3,331,214	3,331,214	3,331,214
General Fund Transfers Total	3,334,486	3,326,699	3,328,539	3,331,214	3,331,214	3,331,214
Other Fund Transfers						
381180 Transfer from Comm Corrections	129,078	129,078	129,078	129,078	129,078	129,078
381190 Transfer from Health	368,262	368,262	368,262	1,164,639	1,164,639	1,164,639
Other Fund Transfers Total	497,340	497,340	497,340	1,293,717	1,293,717	1,293,717
Net Working Capital						
392000 Net Working Capital Unrestr	1,593,659	2,932,013	3,593,452	4,226,440	4,226,440	4,226,440
Net Working Capital Total	1,593,659	2,932,013	3,593,452	4,226,440	4,226,440	4,226,440
Debt Service Total	11,359,179	12,214,898	12,672,600	13,172,456	13,172,456	13,172,456
580 - Central Services	Actual FY 18-19	Actual FY 19-20	Budget FY 20-21	Proposed FY 21-22	Approved FY 21-22	Adopted FY 21-22
Admin Cost Recovery						
411800 MCBEE Allocation	45,119	24,165	342,645	82,238	82,238	82,238
Admin Cost Recovery Total	45,119	24,165	342,645	82,238	82,238	82,238
Central Services Total	45,119	24,165	342,645	82,238	82,238	82,238

MARION COUNTY FY 2021-22 BUDGET
BY NON-DEPARTMENTAL
NON DEPARTMENTAL OPERATIONS

585 - Self Insurance	Actual FY 18-19	Actual FY 19-20	Budget FY 20-21	Proposed FY 21-22	Approved FY 21-22	Adopted FY 21-22
Charges for Services						
344800 EAIP Reimbursement	138,148	119,616	75,000	75,000	75,000	75,000
344999 Other Reimbursements	300	1,500	0	0	0	0
348100 Liability Insurance	1,445,300	1,271,398	1,272,800	1,172,400	1,172,400	1,172,400
348200 Workers Comp Insurance	794,579	803,675	656,313	874,700	874,700	874,700
348300 Medical Insurance	22,120,896	23,068,289	24,743,076	26,272,663	26,272,663	26,272,663
348310 Dental Insurance	2,011,392	1,998,867	2,077,357	2,212,837	2,212,837	2,212,837
348320 Health Savings Accounts	154,302	169,458	175,000	309,350	309,350	309,350
348400 Group Term Life Insurance	150,958	156,607	186,345	248,455	248,455	248,455
348500 Long Term Disability Insurance	305,583	315,716	417,602	389,400	389,400	389,400
348600 Unemployment Insurance	279,901	288,124	301,204	322,659	322,659	322,659
348800 Employee Assistance Program	43,207	45,906	52,100	58,042	58,042	58,042
Charges for Services Total	27,444,566	28,239,156	29,956,797	31,935,506	31,935,506	31,935,506
Interest						
361000 Investment Earnings	145,964	166,303	132,177	60,000	60,000	60,000
Interest Total	145,964	166,303	132,177	60,000	60,000	60,000
Settlements						
382100 Settlements	226,316	7,697	10,000	10,000	10,000	10,000
Settlements Total	226,316	7,697	10,000	10,000	10,000	10,000
Net Working Capital						
391000 Net Working Capital Restricted	1,830,000	1,535,800	1,401,368	2,179,000	2,179,000	2,179,000
392000 Net Working Capital Unrestr	9,606,686	11,099,562	11,189,287	10,113,641	10,113,641	10,113,641
Net Working Capital Total	11,436,686	12,635,362	12,590,655	12,292,641	12,292,641	12,292,641
Self Insurance Total	39,253,532	41,048,518	42,689,629	44,298,147	44,298,147	44,298,147
Non Departmental Operations Grand Total	94,190,541	94,148,545	110,810,193	141,129,841	141,129,841	141,129,841

MARION COUNTY FY 2021-22 BUDGET
BY NON-DEPARTMENTAL
NON DEPARTMENTAL OPERATIONS

Requirements by Fund Detail						
100 - General Fund	Actual FY 18-19	Actual FY 19-20	Budget FY 20-21	Proposed FY 21-22	Approved FY 21-22	Adopted FY 21-22
Materials and Services						
Supplies						
521010 Office Supplies	0	0	200	0	0	0
521030 Field Supplies	0	0	10,800	0	0	0
521050 Janitorial Supplies	0	5,334	100	0	0	0
521070 Departmental Supplies	0	112,877	67,150	0	0	0
521080 Food Supplies	0	0	5,000	0	0	0
521090 Uniforms and Clothing	0	36	0	0	0	0
521300 Safety Clothing	0	0	67,000	50,000	50,000	50,000
521310 Safety Equipment	0	4,909	18,600	0	0	0
Supplies Total	0	123,155	168,850	50,000	50,000	50,000
Materials						
522160 Small Departmental Equipment	0	0	95,100	0	0	0
522170 Computers Non Capital	0	0	275,727	0	0	0
522180 Software	0	0	36,500	0	0	0
Materials Total	0	0	407,327	0	0	0
Communications						
523050 Postage	0	34	0	0	0	0
523090 Long Distance Charges	0	680	2,500	0	0	0
Communications Total	0	713	2,500	0	0	0
Utilities						
524010 Electricity	160,337	148,520	151,395	155,946	155,946	155,946
524020 City Operations and St Lights	160	353	166	539	539	539
524040 Natural Gas	10,169	9,675	8,873	8,465	8,465	8,465
524050 Water	8,663	8,518	9,043	9,593	9,593	9,593
524070 Sewer	12,041	15,238	12,938	14,706	14,706	14,706
524090 Garbage Disposal and Recycling	12,237	12,250	11,862	12,014	12,014	12,014
Utilities Total	203,607	194,554	194,277	201,263	201,263	201,263
Contracted Services						
525110 Consulting Services	24,406	25,951	0	0	0	0
525153 Fiscal Agent Services	3,300	0	53,835	0	0	0
525330 Transportation Services	0	0	2,000	0	0	0
525415 Cable Access Services	0	257,699	289,100	258,800	258,800	258,800
525450 Subscription Services	15,000	778	57,217	12,600	12,600	12,600
525510 Legal Services	38,893	91,542	200,000	200,000	200,000	200,000
525555 Security Services	0	0	198,000	0	0	0
525630 Insurance Admin Services	8,712	7,920	10,000	10,000	10,000	10,000
525710 Printing Services	0	0	6,308	0	0	0
525715 Advertising	0	81	12,500	10,000	10,000	10,000

MARION COUNTY FY 2021-22 BUDGET
BY NON-DEPARTMENTAL
NON DEPARTMENTAL OPERATIONS

100 - General Fund	Actual FY 18-19	Actual FY 19-20	Budget FY 20-21	Proposed FY 21-22	Approved FY 21-22	Adopted FY 21-22
Materials and Services						
525999 Other Contracted Services	246,321	330,575	1,929,656	3,129,167	3,129,167	3,129,167
Contracted Services Total	336,632	714,547	2,758,616	3,620,567	3,620,567	3,620,567
Repairs and Maintenance						
526011 Dept Equipment Maintenance	0	0	534	0	0	0
526030 Building Maintenance	0	146,500	429,078	50,000	50,000	50,000
Repairs and Maintenance Total	0	146,500	429,612	50,000	50,000	50,000
Rentals						
527210 Building Rental Private	0	0	38,500	50,000	50,000	50,000
527230 Fairgrounds Rental	0	0	83,948	0	0	0
527240 Condo Assn Assessments	11,539	12,584	13,895	14,127	14,127	14,127
527300 Equipment Rental	0	0	28,200	15,000	15,000	15,000
Rentals Total	11,539	12,584	164,543	79,127	79,127	79,127
Insurance						
528410 Liability Claims	0	10,000	0	0	0	0
Insurance Total	0	10,000	0	0	0	0
Miscellaneous						
529130 Meals	0	110	525	0	0	0
529210 Meetings	0	328	450	0	0	0
529230 Training	0	0	43,900	10,000	10,000	10,000
529300 Dues and Memberships	200,415	167,869	176,507	171,407	171,407	171,407
529540 Predatory Animals	63,270	61,288	78,783	78,783	78,783	78,783
529550 Water Master	8,700	8,700	8,700	8,700	8,700	8,700
529910 Awards and Recognition	4,251	1,320	13,500	6,500	6,500	6,500
529998 Retroactive PERS Adjustments	10,603	(713)	30,000	30,000	30,000	30,000
529999 Miscellaneous Expense	(1)	(3)	0	0	0	0
Miscellaneous Total	287,237	238,898	352,365	305,390	305,390	305,390
Materials and Services Total	839,016	1,440,952	4,478,090	4,306,347	4,306,347	4,306,347
Administrative Charges						
611210 Facilities Mgt Allocation	443,309	428,946	499,995	522,767	522,767	522,767
611220 Custodial Allocation	296,643	332,506	367,521	368,898	368,898	368,898
Administrative Charges Total	739,952	761,452	867,516	891,665	891,665	891,665
Capital Outlay						
531300 Departmental Equipment Capital	0	0	650,692	0	0	0
531600 Computer Hardware Capital	0	0	36,438	0	0	0
531700 Computer Software Capital	0	0	36,665	0	0	0
534150 Building Acquisitions	0	0	88,170	0	0	0
Capital Outlay Total	0	0	811,965	0	0	0

MARION COUNTY FY 2021-22 BUDGET
 BY NON-DEPARTMENTAL
 NON DEPARTMENTAL OPERATIONS

100 - General Fund	Actual FY 18-19	Actual FY 19-20	Budget FY 20-21	Proposed FY 21-22	Approved FY 21-22	Adopted FY 21-22
Special Payments						
551400 Community Support	0	0	3,497,390	0	0	0
Special Payments Total	0	0	3,497,390	0	0	0
Transfers Out						
561115 Transfer to Non Dept Grants	4,200	51,014	61,014	51,014	51,014	51,014
561125 Transfer to Juvenile Grants	80,995	0	0	0	0	0
561130 Transfer to Public Works	145,534	347,574	225,936	242,249	242,249	242,249
561160 Xfer to Community Svcs Grants	2,000	6,247	2,000	2,000	2,000	2,000
561170 Transfer to Comm Development	0	0	330,000	300,000	300,000	300,000
561190 Transfer to Health	3,604,588	3,428,949	3,962,080	4,347,854	4,347,854	4,347,854
561220 Transfer to Child Support	379,721	385,192	457,328	493,480	493,480	493,480
561230 Transfer to Dog Services	932,105	928,091	1,209,117	1,326,202	1,326,202	1,326,202
561250 Transfer to Sheriff Grants	27,067	52,123	45,222	0	0	0
561270 Transfer to County Fair	129,940	84,915	70,000	70,000	70,000	70,000
561300 Transfer to DA Grants	130,742	97,460	57,095	84,657	84,657	84,657
561305 Transfer to Land Use Planning	376,495	318,029	536,580	545,705	545,705	545,705
561310 Transfer to Parks	221,595	179,759	171,443	263,915	263,915	263,915
561320 Transfer to Surveyor	101,659	101,659	101,659	140,342	140,342	140,342
561410 Transfer to Debt Service	3,334,486	3,326,699	3,328,539	3,331,214	3,331,214	3,331,214
561455 Xfer to Facility Renovation	1,000,000	580,000	0	100,000	100,000	100,000
561480 Xfer to Capital Impr Projects	6,259,835	3,001,879	1,203,417	3,172,902	3,172,902	3,172,902
561580 Transfer to Central Services	473,632	491,466	564,734	514,832	514,832	514,832
561595 Transfer to Fleet Management	56,346	0	32,700	10,150	10,150	10,150
Transfers Out Total	17,260,940	13,381,056	12,358,864	14,996,516	14,996,516	14,996,516
Contingency						
571010 Contingency	0	0	2,380,618	2,710,598	2,710,598	2,710,598
Contingency Total	0	0	2,380,618	2,710,598	2,710,598	2,710,598
Reserve for Future Expenditure						
572010 Reserve for Future Expenditure	0	0	2,122,230	33,500,000	33,500,000	33,500,000
Reserve for Future Expenditure Total	0	0	2,122,230	33,500,000	33,500,000	33,500,000
Ending Fund Balance						
573010 Unapprop Ending Fund Balance	0	0	7,492,970	10,144,264	10,144,264	10,144,264
Ending Fund Balance Total	0	0	7,492,970	10,144,264	10,144,264	10,144,264
General Fund Total	18,839,908	15,583,460	34,009,643	66,549,390	66,549,390	66,549,390

MARION COUNTY FY 2021-22 BUDGET
BY NON-DEPARTMENTAL
NON DEPARTMENTAL OPERATIONS

115 - Non Departmental Grants	Actual FY 18-19	Actual FY 19-20	Budget FY 20-21	Proposed FY 21-22	Approved FY 21-22	Adopted FY 21-22
Materials and Services						
Materials						
522150 Small Office Equipment	0	0	21,045	0	0	0
Materials Total	0	0	21,045	0	0	0
Contracted Services						
525153 Fiscal Agent Services	14,303	0	0	0	0	0
525251 Child Care Services	50,000	0	60,000	0	0	0
525255 Veterans Services	198,739	265,717	280,860	280,860	280,860	280,860
525999 Other Contracted Services	199,884	2,000	0	10,437,591	10,437,591	10,437,591
Contracted Services Total	462,927	267,717	340,860	10,718,451	10,718,451	10,718,451
Materials and Services Total	462,927	267,717	361,905	10,718,451	10,718,451	10,718,451
Capital Outlay						
531300 Departmental Equipment Capital	0	0	22,145	0	0	0
531600 Computer Hardware Capital	0	0	89,385	0	0	0
531700 Computer Software Capital	0	0	62,500	0	0	0
Capital Outlay Total	0	0	174,030	0	0	0
Transfers Out						
561250 Transfer to Sheriff Grants	17,073	213,376	215,238	222,394	222,394	222,394
Transfers Out Total	17,073	213,376	215,238	222,394	222,394	222,394
Contingency						
571010 Contingency	0	0	13,820,257	69,387	69,387	69,387
Contingency Total	0	0	13,820,257	69,387	69,387	69,387
Ending Fund Balance						
573010 Unapprop Ending Fund Balance	0	0	510,948	402,085	402,085	402,085
Ending Fund Balance Total	0	0	510,948	402,085	402,085	402,085
Non Departmental Grants Total	480,000	481,093	15,082,378	11,412,317	11,412,317	11,412,317
155 - Tax Title Land Sales						
Materials and Services						
Supplies						
521010 Office Supplies	325	539	500	500	500	500
521030 Field Supplies	108	0	250	250	250	250
Supplies Total	433	539	750	750	750	750
Materials						
522060 Sign Materials	245	0	500	500	500	500
522150 Small Office Equipment	824	0	1,000	0	0	0
522160 Small Departmental Equipment	0	0	200	200	200	200
522180 Software	313	0	250	0	0	0
Materials Total	1,382	0	1,950	700	700	700
Communications						
523050 Postage	28	0	50	100	100	100

MARION COUNTY FY 2021-22 BUDGET
BY NON-DEPARTMENTAL
NON DEPARTMENTAL OPERATIONS

155 - Tax Title Land Sales	Actual FY 18-19	Actual FY 19-20	Budget FY 20-21	Proposed FY 21-22	Approved FY 21-22	Adopted FY 21-22
Materials and Services						
523060 Cellular Phones	0	364	720	720	720	720
523090 Long Distance Charges	0	14	50	50	50	50
Communications Total	28	378	820	870	870	870
Utilities						
524010 Electricity	0	0	150	150	150	150
524050 Water	714	0	500	500	500	500
524090 Garbage Disposal and Recycling	0	201	500	1,250	1,250	1,250
Utilities Total	714	201	1,150	1,900	1,900	1,900
Contracted Services						
525360 Public Works Services	0	0	55,000	6,500	6,500	6,500
525710 Printing Services	173	217	135	135	135	135
525715 Advertising	3,933	11,274	15,000	10,000	10,000	10,000
525735 Mail Services	253	671	500	500	500	500
525880 Property Cleanup Services	0	110	20,000	20,000	20,000	20,000
525999 Other Contracted Services	66,959	0	20,000	20,000	20,000	20,000
Contracted Services Total	71,319	12,273	110,635	57,135	57,135	57,135
Repairs and Maintenance						
526030 Building Maintenance	896	1,456	3,000	3,000	3,000	3,000
526040 Remodels and Site Improvements	4,200	0	0	0	0	0
526050 Grounds Maintenance	1,021	283	1,500	1,500	1,500	1,500
Repairs and Maintenance Total	6,117	1,739	4,500	4,500	4,500	4,500
Rentals						
527120 Motor Pool Mileage	495	748	1,500	1,500	1,500	1,500
527300 Equipment Rental	0	43	500	500	500	500
Rentals Total	495	791	2,000	2,000	2,000	2,000
Miscellaneous						
529110 Mileage Reimbursement	358	20	250	150	150	150
529130 Meals	17	0	150	150	150	150
529140 Lodging	337	147	150	500	500	500
529220 Conferences	310	244	500	500	500	500
529300 Dues and Memberships	50	0	100	100	100	100
529840 Professional Licenses	40	0	0	0	0	0
529860 Permits	980	0	0	0	0	0
529880 Recording Charges	424	1,043	1,000	250	250	250
529920 Auctions	0	699	2,000	30,000	30,000	30,000
529990 Taxes and Penalties	0	0	78,200	20,000	20,000	20,000
529999 Miscellaneous Expense	38,641	56	20,000	20,000	20,000	20,000
Miscellaneous Total	41,156	2,209	102,350	71,650	71,650	71,650
Materials and Services Total	121,644	18,129	224,155	139,505	139,505	139,505

MARION COUNTY FY 2021-22 BUDGET
BY NON-DEPARTMENTAL
NON DEPARTMENTAL OPERATIONS

155 - Tax Title Land Sales	Actual FY 18-19	Actual FY 19-20	Budget FY 20-21	Proposed FY 21-22	Approved FY 21-22	Adopted FY 21-22
Administrative Charges						
611100 County Admin Allocation	444	1,118	1,386	2,127	2,127	2,127
611230 Courier Allocation	22	47	52	62	62	62
611255 Benefits Allocation	151	302	0	0	0	0
611260 Human Resources Allocation	574	1,125	1,747	1,811	1,811	1,811
611300 Legal Services Allocation	7,227	8,484	11,991	13,839	13,839	13,839
611400 Information Tech Allocation	457	3,780	3,735	6,771	6,771	6,771
611410 FIMS Allocation	209	1,548	1,302	2,480	2,480	2,480
611420 Telecommunications Allocation	0	161	123	587	587	587
611430 Info Tech Direct Charges	0	508	0	0	0	0
611600 Finance Allocation	265	963	1,107	1,594	1,594	1,594
611800 MCBEE Allocation	3	12	178	73	73	73
612100 IT Equipment Use Charges	68	380	534	801	801	801
Administrative Charges Total	9,420	18,428	22,155	30,145	30,145	30,145
Special Payments						
551300 Distributions to Tax Districts	150,000	450,000	665,883	136,160	136,160	136,160
Special Payments Total	150,000	450,000	665,883	136,160	136,160	136,160
Transfers Out						
561580 Transfer to Central Services	39,399	69,875	79,686	79,500	79,500	79,500
Transfers Out Total	39,399	69,875	79,686	79,500	79,500	79,500
Contingency						
571010 Contingency	0	0	50,000	50,000	50,000	50,000
Contingency Total	0	0	50,000	50,000	50,000	50,000
Ending Fund Balance						
573010 Unapprop Ending Fund Balance	0	0	188,683	219,005	219,005	219,005
Ending Fund Balance Total	0	0	188,683	219,005	219,005	219,005
Tax Title Land Sales Total	320,463	556,432	1,230,562	654,315	654,315	654,315
170 - Community Development						
Transfers Out						
561100 Transfer to General Fund	4,170	0	0	0	0	0
Transfers Out Total	4,170	0	0	0	0	0
Community Development Total	4,170	0	0	0	0	0
185 - Criminal Justice Assessment						
Materials and Services						
Supplies						
521310 Safety Equipment	0	0	3,401	0	0	0
Supplies Total	0	0	3,401	0	0	0

MARION COUNTY FY 2021-22 BUDGET
 BY NON-DEPARTMENTAL
 NON DEPARTMENTAL OPERATIONS

185 - Criminal Justice Assessment	Actual FY 18-19	Actual FY 19-20	Budget FY 20-21	Proposed FY 21-22	Approved FY 21-22	Adopted FY 21-22
Materials and Services						
Communications						
523090 Long Distance Charges	10	9	20	20	20	20
Communications Total	10	9	20	20	20	20
Contracted Services						
525555 Security Services	280,021	290,266	326,470	329,514	329,514	329,514
Contracted Services Total	280,021	290,266	326,470	329,514	329,514	329,514
Repairs and Maintenance						
526011 Dept Equipment Maintenance	4,123	5,531	10,451	6,500	6,500	6,500
526030 Building Maintenance	3,555	0	1,000	1,000	1,000	1,000
Repairs and Maintenance Total	7,678	5,531	11,451	7,500	7,500	7,500
Materials and Services Total	287,709	295,806	341,342	337,034	337,034	337,034
Administrative Charges						
611410 FIMS Allocation	4,545	4,012	3,324	3,513	3,513	3,513
611600 Finance Allocation	1,564	1,389	1,463	1,478	1,478	1,478
611800 MCBEE Allocation	71	32	454	103	103	103
Administrative Charges Total	6,180	5,433	5,241	5,094	5,094	5,094
Transfers Out						
561100 Transfer to General Fund	174,796	168,154	170,700	160,100	160,100	160,100
561125 Transfer to Juvenile Grants	174,796	168,154	170,700	160,100	160,100	160,100
561180 Transfer to Comm Corrections	174,796	168,154	170,700	160,100	160,100	160,100
Transfers Out Total	524,388	504,462	512,100	480,300	480,300	480,300
Contingency						
571010 Contingency	0	0	97,903	80,192	80,192	80,192
Contingency Total	0	0	97,903	80,192	80,192	80,192
Ending Fund Balance						
573010 Unapprop Ending Fund Balance	0	0	471,246	379,599	379,599	379,599
Ending Fund Balance Total	0	0	471,246	379,599	379,599	379,599
Criminal Justice Assessment Total	818,278	805,701	1,427,832	1,282,219	1,282,219	1,282,219
210 - County Schools	Actual FY 18-19	Actual FY 19-20	Budget FY 20-21	Proposed FY 21-22	Approved FY 21-22	Adopted FY 21-22
Special Payments						
551200 Distributions to Schools	1,300,254	1,510,673	991,807	1,296,419	1,296,419	1,296,419
Special Payments Total	1,300,254	1,510,673	991,807	1,296,419	1,296,419	1,296,419
County Schools Total	1,300,254	1,510,673	991,807	1,296,419	1,296,419	1,296,419

MARION COUNTY FY 2021-22 BUDGET
BY NON-DEPARTMENTAL
NON DEPARTMENTAL OPERATIONS

381 - Rainy Day	Actual FY 18-19	Actual FY 19-20	Budget FY 20-21	Proposed FY 21-22	Approved FY 21-22	Adopted FY 21-22
Reserve for Future Expenditure						
572010 Reserve for Future Expenditure	0	0	2,363,097	2,382,340	2,382,340	2,382,340
Reserve for Future Expenditure Total	0	0	2,363,097	2,382,340	2,382,340	2,382,340
Rainy Day Total	0	0	2,363,097	2,382,340	2,382,340	2,382,340
410 - Debt Service	Actual FY 18-19	Actual FY 19-20	Budget FY 20-21	Proposed FY 21-22	Approved FY 21-22	Adopted FY 21-22
Debt Service Principal						
541100 Principal Payments	5,250,544	5,591,418	5,979,267	7,117,731	7,117,731	7,117,731
Debt Service Principal Total	5,250,544	5,591,418	5,979,267	7,117,731	7,117,731	7,117,731
Debt Service Interest						
542100 Interest Payments	3,176,622	3,030,028	2,853,536	2,727,413	2,727,413	2,727,413
Debt Service Interest Total	3,176,622	3,030,028	2,853,536	2,727,413	2,727,413	2,727,413
Ending Fund Balance						
573010 Unapprop Ending Fund Balance	0	0	3,839,797	3,327,312	3,327,312	3,327,312
Ending Fund Balance Total	0	0	3,839,797	3,327,312	3,327,312	3,327,312
Debt Service Total	8,427,166	8,621,446	12,672,600	13,172,456	13,172,456	13,172,456
580 - Central Services	Actual FY 18-19	Actual FY 19-20	Budget FY 20-21	Proposed FY 21-22	Approved FY 21-22	Adopted FY 21-22
Materials and Services						
Contracted Services						
525110 Consulting Services	0	0	340,200	75,000	75,000	75,000
Contracted Services Total	0	0	340,200	75,000	75,000	75,000
Miscellaneous						
529230 Training	38,119	18,626	0	0	0	0
Miscellaneous Total	38,119	18,626	0	0	0	0
Materials and Services Total	38,119	18,626	340,200	75,000	75,000	75,000
Administrative Charges						
611100 County Admin Allocation	1,567	1,062	606	1,890	1,890	1,890
611410 FIMS Allocation	4,042	3,326	1,277	3,765	3,765	3,765
611600 Finance Allocation	1,391	1,151	562	1,583	1,583	1,583
Administrative Charges Total	7,000	5,539	2,445	7,238	7,238	7,238
Central Services Total	45,119	24,165	342,645	82,238	82,238	82,238
585 - Self Insurance	Actual FY 18-19	Actual FY 19-20	Budget FY 20-21	Proposed FY 21-22	Approved FY 21-22	Adopted FY 21-22
Materials and Services						
Supplies						
521070 Departmental Supplies	1,474	164	500	0	0	0
521110 First Aid Supplies	1,926	6,428	2,500	7,500	7,500	7,500
521190 Publications	0	286	0	0	0	0
521310 Safety Equipment	0	3,482	5,000	20,000	20,000	20,000
Supplies Total	3,400	10,360	8,000	27,500	27,500	27,500

MARION COUNTY FY 2021-22 BUDGET
BY NON-DEPARTMENTAL
NON DEPARTMENTAL OPERATIONS

585 - Self Insurance	Actual FY 18-19	Actual FY 19-20	Budget FY 20-21	Proposed FY 21-22	Approved FY 21-22	Adopted FY 21-22
Materials and Services						
Materials						
522110 Batteries	0	7	0	0	0	0
522150 Small Office Equipment	0	478	0	5,000	5,000	5,000
522160 Small Departmental Equipment	0	1,795	0	0	0	0
Materials Total	0	2,280	0	5,000	5,000	5,000
Contracted Services						
525152 Accounting Services	1,058	1,142	1,500	2,000	2,000	2,000
525450 Subscription Services	36,348	25,851	15,600	87,600	87,600	87,600
525610 Insurance Adjustors	0	0	500	500	500	500
525620 Insurance Brokers	29,523	48,555	36,900	39,148	39,148	39,148
525630 Insurance Admin Services	77,515	84,034	88,400	100,552	100,552	100,552
525999 Other Contracted Services	10,000	500	0	10,000	10,000	10,000
Contracted Services Total	154,443	160,082	142,900	239,800	239,800	239,800
Insurance						
528120 WC Insurance Premiums	137,992	101,660	107,752	84,442	84,442	84,442
528130 Property Insurance Premiums	211,609	258,092	290,044	333,551	333,551	333,551
528150 Health Insurance Premiums	22,036,402	22,986,014	24,968,076	26,272,663	26,272,663	26,272,663
528160 Dental Insurance Premiums	2,007,159	2,007,444	2,077,357	2,212,837	2,212,837	2,212,837
528170 Life Insurance Premiums	150,316	156,153	186,345	248,455	248,455	248,455
528180 Disability Insurance Premiums	304,435	314,929	417,602	389,400	389,400	389,400
528190 County HSA Contributions	154,302	169,458	200,000	309,350	309,350	309,350
528310 Excess Workers Comp Insurance	79,508	81,386	87,561	88,167	88,167	88,167
528320 Excess Liability Insurance	149,822	187,913	91,379	270,309	270,309	270,309
528410 Liability Claims	379,666	830,739	1,051,000	1,003,000	1,003,000	1,003,000
528415 Auto Claims	41,883	29,323	62,000	65,600	65,600	65,600
528430 Unemployment Claims	181,578	234,623	448,404	316,259	316,259	316,259
528510 Workers Comp Claims	391,485	696,297	898,368	663,981	663,981	663,981
Insurance Total	26,226,155	28,054,031	30,885,888	32,258,014	32,258,014	32,258,014
Miscellaneous						
529220 Conferences	2,545	0	3,500	3,500	3,500	3,500
529230 Training	1,245	3,044	3,500	3,500	3,500	3,500
529430 Safety Incentives EAIP	7,391	10,827	60,000	30,000	30,000	30,000
Miscellaneous Total	11,181	13,871	67,000	37,000	37,000	37,000
Materials and Services Total	26,395,180	28,240,623	31,103,788	32,567,314	32,567,314	32,567,314
Administrative Charges						
611300 Legal Services Allocation	222,989	217,239	194,000	198,100	198,100	198,100
Administrative Charges Total	222,989	217,239	194,000	198,100	198,100	198,100

MARION COUNTY FY 2021-22 BUDGET
 BY NON-DEPARTMENTAL
 NON DEPARTMENTAL OPERATIONS

585 - Self Insurance	Actual FY 18-19	Actual FY 19-20	Budget FY 20-21	Proposed FY 21-22	Approved FY 21-22	Adopted FY 21-22
Transfers Out						
561480 Xfer to Capital Impr Projects	0	0	0	61,138	61,138	61,138
Transfers Out Total	0	0	0	61,138	61,138	61,138
Contingency						
571010 Contingency	0	0	2,415,000	3,090,000	3,090,000	3,090,000
Contingency Total	0	0	2,415,000	3,090,000	3,090,000	3,090,000
Ending Fund Balance						
573010 Unapprop Ending Fund Balance	0	0	3,999,841	3,404,595	3,404,595	3,404,595
573050 Self Insurance Reserves	0	0	4,977,000	4,977,000	4,977,000	4,977,000
Ending Fund Balance Total	0	0	8,976,841	8,381,595	8,381,595	8,381,595
Self Insurance Total	26,618,170	28,457,862	42,689,629	44,298,147	44,298,147	44,298,147
Non Departmental Operations Grand Total	56,853,527	56,040,833	110,810,193	141,129,841	141,129,841	141,129,841

TABLE OF CONTENTS

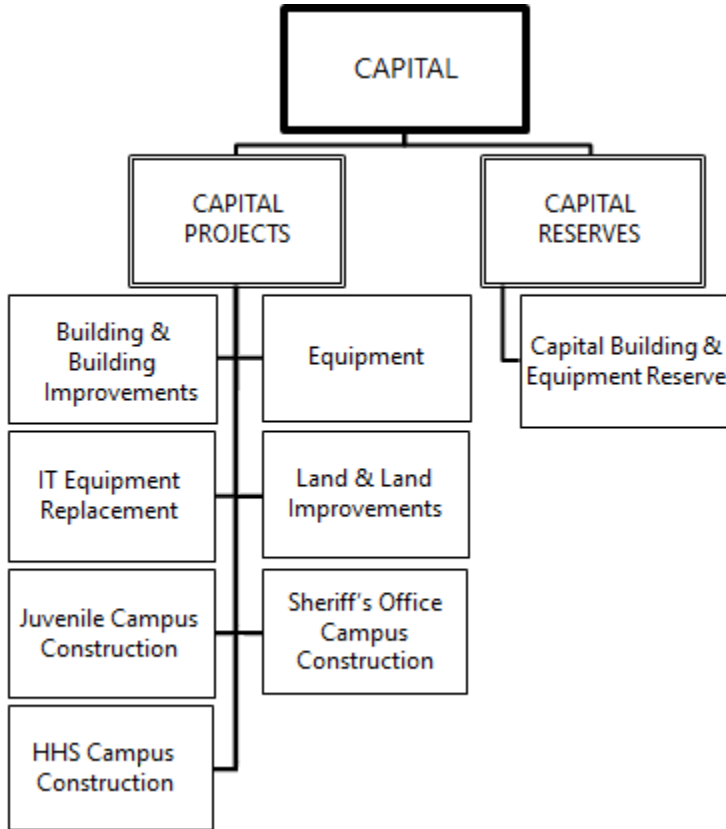
CAPITAL BUDGET

Capital Organization Chart	537
Capital Items Defined as Fixed Assets	537
Capital Funds Summary.....	538
Programs Summary.....	538
Programs	539
Buildings and Building Improvements Program	539
Equipment Program.....	540
IT Equipment Replacement Program.....	541
Land and Land Improvements Program.....	542
Health and Human Services Campus Construction Program	543
Juvenile Campus Construction Program	544
Sheriff's Office Campus Construction Program.....	545
Capital Building and Equipment Reserve Program	546
Capital Funds Resources Detail	547
Capital Funds Requirements Detail.....	549
Summary of Countywide Capital Budget	551

THIS PAGE HAS BEEN INTENTIONALLY LEFT BLANK

MARION COUNTY FY 2021-22 BUDGET
 BY NON-DEPARTMENTAL
 CAPITAL

CAPITAL



Capital outlay or capital expenditures are typically purchases \$5,000 or greater, have a useful life of one or more years, and are tangible in nature. Capital budget items range from equipment purchases to repairs, remodeling and renovation, to new construction. After purchase or construction, costs of operation, maintenance, insurance, debt service and other expenditures are budgeted in operating budgets. Marion County uses a Life Cycle Costing Analysis (LCCA) methodology that links our capital expenditures with criteria that measure and score factors such as: age, condition, return on investment (ROI), and Fire/Life/Safety (FLS) needs. This methodology helps decision makers prioritize and determine the most cost effective option to repair, maintain, dispose or purchase goods or products.

Due to capital budgets being large, one-time (nonrecurring) activities, program budgets and actual expenditures vary widely from year-to-year, as do the number of funds that record capital improvement projects.

The Capital Budget is comprised of three funds and five active programs. The funds are: (1) Capital Building and Equipment Reserve; (2) Capital Improvement Projects; and (3) Facility Renovation Fund. The programs are: (1) Building and Building Improvements; (2) Equipment; (3) IT Equipment Replacement; and (4) Capital Building and Equipment Reserve; and (5) HHS Campus Construction. Programs showing prior year activity in the budget document have either been completed or discontinued.

The Fleet Management and Roads and Bridges Construction programs are recorded within the Public Works Department budget.

MARION COUNTY FY 2021-22 BUDGET
BY NON-DEPARTMENTAL
CAPITAL

FUNDS

Fund Name	FY 18-19 ACTUAL	FY 19-20 ACTUAL	FY 20-21 BUDGET	FY 21-22 ADOPTED	% of Total
RESOURCES					
FND 383 Capital Building and Equipment	136,686	138,926	141,324	141,142	0.5%
FND 455 Facility Renovation	14,929,770	11,722,012	7,884,236	16,675,567	57.5%
FND 480 Capital Improvement Projects	13,380,557	14,126,160	13,943,976	12,207,980	42.1%
TOTAL RESOURCES	28,447,013	25,987,099	21,969,536	29,024,689	100.0%
REQUIREMENTS					
FND 383 Capital Building and Equipment	0	0	141,324	141,142	0.5%
FND 455 Facility Renovation	5,212,564	4,686,098	7,884,236	16,675,567	57.5%
FND 480 Capital Improvement Projects	2,924,726	4,747,304	13,943,976	12,207,980	42.1%
TOTAL REQUIREMENTS	8,137,289	9,433,402	21,969,536	29,024,689	100.0%

PROGRAMS

	FY 18-19 ACTUAL	FY 19-20 ACTUAL	FY 20-21 BUDGET	FY 21-22 ADOPTED	+/- %
RESOURCES					
Bldgs and Bldg Improvements	8,623,942	11,428,332	9,164,514	7,965,802	-13.1%
Equipment	9,090,955	9,001,998	10,178,210	7,640,027	-24.9%
IT Equipment Replacement	470,067	945,076	1,421,371	1,431,775	0.7%
Land and Land Improvements	104,816	9,416	9,416	0	-100.0%
HHS Campus Construction	0	0	737,993	11,845,943	1,505.2%
Juvenile Campus Construction	8,720,169	4,425,810	316,708	0	-100.0%
Sheriffs Office Campus Const	1,300,378	37,540	0	0	n.a.
Capital Bldg and Eq Reserve	136,686	138,926	141,324	141,142	-0.1%
TOTAL RESOURCES	28,447,013	25,987,099	21,969,536	29,024,689	32.1%
REQUIREMENTS					
Bldgs and Bldg Improvements	1,411,427	2,197,588	9,164,514	7,965,802	-13.1%
Equipment	2,315,813	2,675,466	10,178,210	7,640,027	-24.9%
IT Equipment Replacement	0	413,705	1,421,371	1,431,775	0.7%
Land and Land Improvements	104,816	0	9,416	0	-100.0%
HHS Campus Construction	0	0	737,993	11,845,943	1,505.2%
Juvenile Campus Construction	3,049,325	4,109,103	316,708	0	-100.0%
Sheriffs Office Campus Const	1,255,909	37,540	0	0	n.a.
Capital Bldg and Eq Reserve	0	0	141,324	141,142	-0.1%
TOTAL REQUIREMENTS	8,137,289	9,433,402	21,969,536	29,024,689	32.1%

MARION COUNTY FY 2021-22 BUDGET
BY NON-DEPARTMENTAL
CAPITAL

Bldgs and Bldg Improvements Program

- Accounts for capital building projects including acquisition, construction, renovation, and repairs.

Program Summary

Capital	Program: Bldgs and Bldg Improvements				
	FY 18-19 ACTUAL	FY 19-20 ACTUAL	FY 20-21 BUDGET	FY 21-22 ADOPTED	+/- %
RESOURCES					
Intergovernmental State	67,661	38,590	0	0	n.a.
Charges for Services	1,381	0	0	0	n.a.
Interest	174,027	239,840	259,456	87,654	-66.2%
General Fund Transfers	2,964,828	1,396,930	1,000,000	1,531,322	53.1%
Other Fund Transfers	(2,533,126)	2,540,458	(1,325,685)	0	-100.0%
Net Working Capital	7,949,172	7,212,514	9,230,743	6,346,826	-31.2%
TOTAL RESOURCES	8,623,942	11,428,332	9,164,514	7,965,802	-13.1%
REQUIREMENTS					
Capital Outlay	1,411,427	947,588	4,416,584	4,743,873	7.4%
Transfers Out	0	1,250,000	954,283	0	-100.0%
Contingency	0	0	683,397	1,175,722	72.0%
Reserve for Future Expenditure	0	0	3,110,250	2,046,207	-34.2%
TOTAL REQUIREMENTS	1,411,427	2,197,588	9,164,514	7,965,802	-13.1%

Bldgs and Bldg Improvements Program Budget Justification

RESOURCES

Resources are comprised of Interest Earnings, General Fund Transfers for new and continuing projects, and Net Working Capital, which is from unspent funds being carried forward from the previous fiscal year.

REQUIREMENTS

Capital Outlay of \$4,743,873 accounts for three continuing projects and six new projects as detailed below:

Continuing Projects - Total \$3,403,397:

1. \$2,535,689 Jail and Detention Lock Replacement
2. \$ 619,460 Jail FPod HVAC Upgrade
3. \$ 248,248 CH Marble Refurbishment

New Projects - Total \$1,340,476:

1. \$ 671,303 Replace Jail G-Pod Roof
2. \$ 294,000 PW IT Server Room HVAC
3. \$ 217,576 CH Elevator Upgrade
4. \$ 93,668 Juv Detention Boilers
5. \$ 36,656 Jail Exterior Doors
6. \$ 27,273 Shelter HVAC Condensers

Contingency is allocated at \$1,175,722 and Reserve for Future Expenditure is held for other future projects.

MARION COUNTY FY 2021-22 BUDGET
BY NON-DEPARTMENTAL
CAPITAL

Equipment Program

- Accounts for capital acquisition of equipment, furnishings, computer hardware, software, and telecommunications.

Program Summary

Capital	Program: Equipment				
	FY 18-19 ACTUAL	FY 19-20 ACTUAL	FY 20-21 BUDGET	FY 21-22 ADOPTED	+/- %
RESOURCES					
Charges for Services	0	29,182	0	0	n.a.
General Fund Transfers	4,295,007	2,184,949	203,417	1,741,580	756.2%
Other Fund Transfers	477,076	12,725	3,648,261	696,781	-80.9%
Net Working Capital	4,318,871	6,775,142	6,326,532	5,201,666	-17.8%
TOTAL RESOURCES	9,090,955	9,001,998	10,178,210	7,640,027	-24.9%
REQUIREMENTS					
Capital Outlay	2,312,981	2,673,136	6,303,857	7,181,210	13.9%
Transfers Out	2,832	2,330	95,750	102,500	7.0%
Contingency	0	0	611,636	356,317	-41.7%
Reserve for Future Expenditure	0	0	3,166,967	0	-100.0%
TOTAL REQUIREMENTS	2,315,813	2,675,466	10,178,210	7,640,027	-24.9%

Equipment Program Budget Justification

RESOURCES

Resources consist of Net Working Capital, General Fund Transfers, and Other Fund Transfers from the following: \$504,323 from the Health and Human Services (HHS) Fund, \$131,320 from the Public Works (PW) Fund, and \$61,138 from the Self Insurance Fund.

REQUIREMENTS

Capital Outlay of \$7,181,210 accounts for 8 continuing projects and 17 new projects as detailed below:

Continuing Projects - Total \$1,898,758:

- | | |
|--|--------------------------------------|
| 1. \$ 565,378 Jail Video Surveillance | 6. \$ 120,469 Assmt and Tax Software |
| 2. \$ 474,323 HE Record Mgt Syst EHR | 7. \$ 79,417 Legal Case Mgt Syst |
| 3. \$ 272,571 Jail Mgt System RMS/JMS | 8. \$ 55,000 Jail Refrigerator |
| 4. \$ 200,000 Courthouse Security Cam Matrix | |
| 5. \$ 131,600 Data Network Rewire | |

New Projects - Total \$5,282,452:

- | | |
|--|--|
| 1. \$2,448,642 700/800 Mhz Radio System Design/Build | 10. \$ 25,410 Jail Washer and Dryer |
| 2. \$1,851,780 VHF Radio System Design/Build | 11. \$ 21,936 Jail Annex Fingerprint |
| 3. \$ 228,916 IT Pictometry Project Flight 4 | 12. \$ 20,000 EHR Support Tracking |
| 4. \$ 212,300 House Mtn Power Upgrade | 13. \$ 19,836 Juvenile Detention Fingerprint |
| 5. \$ 177,844 Mobile Field Assessment Application | 14. \$ 15,750 Transition Ctr Washer |
| 6. \$ 87,520 Clerk Land Record Mgt System | 15. \$ 10,000 HHS Medical Claims Clearinghouse |
| 7. \$ 61,138 Risk Management Information System | 16. \$ 7,350 Juvenile Mobile Welder Venter |
| 8. \$ 50,340 PW Radio Testing Equip | 17. \$ 5,766 Clerk License Recording Scanner |
| 9. \$ 37,924 Juvenile GAP Generator | |

Transfers Out is to move funding related to the fiber optics project to the Public Works Fund. Contingency and Reserve for Future Expenditure is held for other future projects.

MARION COUNTY FY 2021-22 BUDGET
BY NON-DEPARTMENTAL
CAPITAL

IT Equipment Replacement Program

- Accounts for various capital expenditures for information technology network equipment such as telecom switches and air bridges, computer system upgrades, and computer hardware that is past its life expectancy.

Program Summary

Capital	Program: IT Equipment Replacement				
	FY 18-19 ACTUAL	FY 19-20 ACTUAL	FY 20-21 BUDGET	FY 21-22 ADOPTED	+/- %
RESOURCES					
Admin Cost Recovery	680,330	475,009	890,000	890,000	0.0%
Other Fund Transfers	(356,602)	0	0	0	n.a.
Net Working Capital	146,340	470,067	531,371	541,775	2.0%
TOTAL RESOURCES	470,067	945,076	1,421,371	1,431,775	0.7%
REQUIREMENTS					
Capital Outlay	0	413,705	920,391	881,806	-4.2%
Contingency	0	0	(2,409)	150,000	-6,326.7%
Reserve for Future Expenditure	0	0	503,389	399,969	-20.5%
TOTAL REQUIREMENTS	0	413,705	1,421,371	1,431,775	0.7%

IT Equipment Replacement Program Budget Justification

RESOURCES

Resources of \$1,431,775 include \$890,000 in Administrative Cost Recoveries and \$541,775 in Net Working Capital.

REQUIREMENTS

Capital Outlay of \$881,806 accounts for one continuing project and two new projects:

Continuing Projects - Total \$215,691

- \$ 215,691 Oracle 12.2 Upgrade Services

New Projects - Total \$666,115

- \$ 465,100 Oracle EE Self Service
- \$ 201,015 IT Nimble Storage

The balance of funds available is allocated to Contingency and Reserve for Future Expenditure.

MARION COUNTY FY 2021-22 BUDGET
 BY NON-DEPARTMENTAL
 CAPITAL

Land and Land Improvements Program

- Accounts for capital acquisition of land, other land improvements, and related repairs.

Program Summary

Capital	Program: Land and Land Improvements				
	FY 18-19 ACTUAL	FY 19-20 ACTUAL	FY 20-21 BUDGET	FY 21-22 ADOPTED	+/- %
RESOURCES					
Other Fund Transfers	104,816	9,416	0	0	n.a.
Net Working Capital	0	0	9,416	0	-100.0%
TOTAL RESOURCES	104,816	9,416	9,416	0	-100.0%
REQUIREMENTS					
Capital Outlay	104,816	0	9,416	0	-100.0%
TOTAL REQUIREMENTS	104,816	0	9,416	0	-100.0%

Land and Land Improvements Program Budget Justification

RESOURCES

There is no activity planned for this program in FY 2021-22.

MARION COUNTY FY 2021-22 BUDGET
BY NON-DEPARTMENTAL
CAPITAL

HHS Campus Construction Program

- The HHS Campus Construction Program was established in FY 2020-21 for the design and construction of the new Health & Human Services Public Health building located on the Center Street campus in Salem, Oregon.

Program Summary

Capital	Program: HHS Campus Construction				
	FY 18-19 ACTUAL	FY 19-20 ACTUAL	FY 20-21 BUDGET	FY 21-22 ADOPTED	+/- %
RESOURCES					
Other Fund Transfers	0	0	737,993	1,845,943	150.1%
Financing Proceeds	0	0	0	10,000,000	n.a.
TOTAL RESOURCES	0	0	737,993	11,845,943	1,505.2%
REQUIREMENTS					
Capital Outlay	0	0	737,993	11,281,850	1,428.7%
Contingency	0	0	0	564,093	n.a.
TOTAL REQUIREMENTS	0	0	737,993	11,845,943	1,505.2%

HHS Campus Construction Program Budget Justification

RESOURCES

Resources consist of \$1,845,943 in Other Fund Transfers from Health and Human Services and \$10,000,000 in Financing Proceeds from a capital loan.

REQUIREMENTS

Requirements consist of \$11,281,850 in Capital Outlay for building construction and \$564,093 in Contingency for unanticipated expenditures.

MARION COUNTY FY 2021-22 BUDGET
BY NON-DEPARTMENTAL
CAPITAL

Juvenile Campus Construction Program

- The Juvenile Campus Construction Program was established in FY 2014-15 for the design of a Juvenile Administration Building, and a new Courtroom on the Juvenile Campus.

Program Summary

Capital	Program: Juvenile Campus Construction				
	FY 18-19 ACTUAL	FY 19-20 ACTUAL	FY 20-21 BUDGET	FY 21-22 ADOPTED	+/- %
RESOURCES					
Intergovernmental State	4,000	8,225	0	0	n.a.
Interest	83,168	48,935	0	0	n.a.
Other Fund Transfers	3,002,172	(1,302,195)	0	0	n.a.
Net Working Capital	5,630,829	5,670,845	316,708	0	-100.0%
TOTAL RESOURCES	8,720,169	4,425,810	316,708	0	-100.0%
REQUIREMENTS					
Capital Outlay	3,049,325	4,109,103	316,708	0	-100.0%
TOTAL REQUIREMENTS	3,049,325	4,109,103	316,708	0	-100.0%

Juvenile Campus Construction Program Budget Justification

RESOURCES

This project was completed in FY 2020-21 with no activity anticipated in FY 2021-22.

MARION COUNTY FY 2021-22 BUDGET
 BY NON-DEPARTMENTAL
 CAPITAL

Sheriffs Office Campus Const Program

- The Sheriff's Office Campus Construction Program was established in FY 2014-15 for the design and construction of an office building to house Parole and Probation and the Central District Office.

Program Summary

Capital	Program: Sheriffs Office Campus Const				
	FY 18-19 ACTUAL	FY 19-20 ACTUAL	FY 20-21 BUDGET	FY 21-22 ADOPTED	+/- %
RESOURCES					
Interest	14,733	0	0	0	n.a.
Other Revenues	0	3,474	0	0	n.a.
Other Fund Transfers	(275,258)	(10,404)	0	0	n.a.
Net Working Capital	1,560,904	44,470	0	0	n.a.
TOTAL RESOURCES	1,300,378	37,540	0	0	n.a.
REQUIREMENTS					
Capital Outlay	1,255,909	37,540	0	0	n.a.
TOTAL REQUIREMENTS	1,255,909	37,540	0	0	n.a.

Sheriffs Office Campus Const Program Budget Justification

REQUIREMENTS

This project was completed in FY 2018-19, with a few final close out costs in FY 2019-20.

MARION COUNTY FY 2021-22 BUDGET
 BY NON-DEPARTMENTAL
 CAPITAL

Capital Bldg and Eq Reserve Program

- This is a reserve fund established for long-term capital and equipment needs.

Program Summary

Capital	Program: Capital Bldg and Eq Reserve				
	FY 18-19 ACTUAL	FY 19-20 ACTUAL	FY 20-21 BUDGET	FY 21-22 ADOPTED	+/- %
RESOURCES					
Interest	2,255	2,240	2,397	1,016	-57.6%
Net Working Capital	134,431	136,686	138,927	140,126	0.9%
TOTAL RESOURCES	136,686	138,926	141,324	141,142	-0.1%
REQUIREMENTS					
Reserve for Future Expenditure	0	0	141,324	141,142	-0.1%
TOTAL REQUIREMENTS	0	0	141,324	141,142	-0.1%

Capital Bldg and Eq Reserve Program Budget Justification

RESOURCES

Resources of \$141,142 consist of estimated interest earnings of \$1,016 and Net Working Capital of \$140,126.

REQUIREMENTS

Reserve for Future Expenditure of \$141,142 is held for future capital needs.

MARION COUNTY FY 2021-22 BUDGET
BY NON-DEPARTMENTAL
CAPITAL

Resources by Fund Detail						
383 - Capital Building and Equipment	Actual FY 18-19	Actual FY 19-20	Budget FY 20-21	Proposed FY 21-22	Approved FY 21-22	Adopted FY 21-22
Interest						
361000 Investment Earnings	2,255	2,240	2,397	1,016	1,016	1,016
Interest Total	2,255	2,240	2,397	1,016	1,016	1,016
Net Working Capital						
392000 Net Working Capital Unrestr	134,431	136,686	138,927	140,126	140,126	140,126
Net Working Capital Total	134,431	136,686	138,927	140,126	140,126	140,126
Capital Building and Equipment Total	136,686	138,926	141,324	141,142	141,142	141,142
455 - Facility Renovation	Actual FY 18-19	Actual FY 19-20	Budget FY 20-21	Proposed FY 21-22	Approved FY 21-22	Adopted FY 21-22
Intergovernmental State						
332990 Other State Revenues	71,661	46,815	0	0	0	0
Intergovernmental State Total	71,661	46,815	0	0	0	0
Charges for Services						
344999 Other Reimbursements	1,381	0	0	0	0	0
Charges for Services Total	1,381	0	0	0	0	0
Interest						
361000 Investment Earnings	179,514	124,516	110,329	34,043	34,043	34,043
Interest Total	179,514	124,516	110,329	34,043	34,043	34,043
Other Revenues						
371000 Miscellaneous Income	0	3,474	0	0	0	0
Other Revenues Total	0	3,474	0	0	0	0
General Fund Transfers						
381100 Transfer from General Fund	1,000,000	580,000	0	100,000	100,000	100,000
General Fund Transfers Total	1,000,000	580,000	0	100,000	100,000	100,000
Other Fund Transfers						
381190 Transfer from Health	0	0	737,993	1,845,943	1,845,943	1,845,943
381480 Xfr from Capital Impr Projects	0	1,250,000	0	0	0	0
Other Fund Transfers Total	0	1,250,000	737,993	1,845,943	1,845,943	1,845,943
Financing Proceeds						
383100 Loan Proceeds	0	0	0	10,000,000	10,000,000	10,000,000
Financing Proceeds Total	0	0	0	10,000,000	10,000,000	10,000,000
Net Working Capital						
392000 Net Working Capital Unrestr	13,677,215	9,717,207	7,035,914	4,695,581	4,695,581	4,695,581
Net Working Capital Total	13,677,215	9,717,207	7,035,914	4,695,581	4,695,581	4,695,581
Facility Renovation Total	14,929,770	11,722,012	7,884,236	16,675,567	16,675,567	16,675,567
480 - Capital Improvement Projects	Actual FY 18-19	Actual FY 19-20	Budget FY 20-21	Proposed FY 21-22	Approved FY 21-22	Adopted FY 21-22
Charges for Services						
342810 CH2 Condo Fees Transit	0	13,533	0	0	0	0
342820 CH2 Condo Fees County	0	15,649	0	0	0	0
Charges for Services Total	0	29,182	0	0	0	0

MARION COUNTY FY 2021-22 BUDGET
BY NON-DEPARTMENTAL
CAPITAL

480 - Capital Improvement Projects	Actual FY 18-19	Actual FY 19-20	Budget FY 20-21	Proposed FY 21-22	Approved FY 21-22	Adopted FY 21-22
Admin Cost Recovery						
413100 IT Equipment Use Allocation	680,330	475,009	890,000	890,000	890,000	890,000
Admin Cost Recovery Total	680,330	475,009	890,000	890,000	890,000	890,000
Interest						
361000 Investment Earnings	92,414	164,259	149,127	53,611	53,611	53,611
Interest Total	92,414	164,259	149,127	53,611	53,611	53,611
General Fund Transfers						
381100 Transfer from General Fund	6,259,835	3,001,879	1,203,417	3,172,902	3,172,902	3,172,902
General Fund Transfers Total	6,259,835	3,001,879	1,203,417	3,172,902	3,172,902	3,172,902
Other Fund Transfers						
381125 Transfer from Juvenile Grants	2,302	0	0	0	0	0
381130 Transfer from Public Works	51,991	0	30,000	131,320	131,320	131,320
381165 Xfr from Lottery and Econ Dev	15,000	0	0	0	0	0
381190 Transfer from Health	349,786	0	1,338,293	504,323	504,323	504,323
381455 Xfr from Facility Renovation	0	0	954,283	0	0	0
381585 Transfer from Self Insurance	0	0	0	61,138	61,138	61,138
Other Fund Transfers Total	419,079	0	2,322,576	696,781	696,781	696,781
Net Working Capital						
392000 Net Working Capital Unrestr	5,928,900	10,455,831	9,378,856	7,394,686	7,394,686	7,394,686
Net Working Capital Total	5,928,900	10,455,831	9,378,856	7,394,686	7,394,686	7,394,686
Capital Improvement Projects Total	13,380,557	14,126,160	13,943,976	12,207,980	12,207,980	12,207,980
Capital Grand Total	28,447,013	25,987,099	21,969,536	29,024,689	29,024,689	29,024,689

MARION COUNTY FY 2021-22 BUDGET
BY NON-DEPARTMENTAL
CAPITAL

Requirements by Fund Detail						
383 - Capital Building and Equipment	Actual FY 18-19	Actual FY 19-20	Budget FY 20-21	Proposed FY 21-22	Approved FY 21-22	Adopted FY 21-22
Reserve for Future Expenditure						
572010 Reserve for Future Expenditure	0	0	141,324	141,142	141,142	141,142
Reserve for Future Expenditure Total	0	0	141,324	141,142	141,142	141,142
Capital Building and Equipment Total	0	0	141,324	141,142	141,142	141,142
455 - Facility Renovation	Actual FY 18-19	Actual FY 19-20	Budget FY 20-21	Proposed FY 21-22	Approved FY 21-22	Adopted FY 21-22
Capital Outlay						
531300 Departmental Equipment Capital	78,371	246,825	0	0	0	0
534100 Building Construction	4,374,742	4,417,492	4,107,098	13,817,539	13,817,539	13,817,539
534300 Special Construction	759,450	0	0	0	0	0
534600 Site Improvements	0	21,781	428,372	0	0	0
Capital Outlay Total	5,212,564	4,686,098	4,535,470	13,817,539	13,817,539	13,817,539
Transfers Out						
561480 Xfer to Capital Impr Projects	0	0	954,283	0	0	0
Transfers Out Total	0	0	954,283	0	0	0
Contingency						
571010 Contingency	0	0	150,000	1,133,175	1,133,175	1,133,175
Contingency Total	0	0	150,000	1,133,175	1,133,175	1,133,175
Reserve for Future Expenditure						
572010 Reserve for Future Expenditure	0	0	2,244,483	1,724,853	1,724,853	1,724,853
Reserve for Future Expenditure Total	0	0	2,244,483	1,724,853	1,724,853	1,724,853
Facility Renovation Total	5,212,564	4,686,098	7,884,236	16,675,567	16,675,567	16,675,567
480 - Capital Improvement Projects	Actual FY 18-19	Actual FY 19-20	Budget FY 20-21	Proposed FY 21-22	Approved FY 21-22	Adopted FY 21-22
Capital Outlay						
531300 Departmental Equipment Capital	451,698	667,443	1,188,101	904,074	904,074	904,074
531600 Computer Hardware Capital	1,577,253	1,162,985	3,197,817	645,531	645,531	645,531
531700 Computer Software Capital	284,029	1,256,414	2,602,340	2,181,489	2,181,489	2,181,489
531800 Communicaton Systems	0	0	0	3,845,422	3,845,422	3,845,422
532400 Off Road Vehicles	0	0	15,990	0	0	0
534100 Building Construction	377,830	383,225	1,113,647	1,990,608	1,990,608	1,990,608
534300 Special Construction	100,119	0	31,109	217,576	217,576	217,576
534600 Site Improvements	130,964	24,908	20,475	455,000	455,000	455,000
539200 Uncapitalized IT Project Costs	0	0	0	31,500	31,500	31,500
Capital Outlay Total	2,921,893	3,494,974	8,169,479	10,271,200	10,271,200	10,271,200
Transfers Out						
561130 Transfer to Public Works	2,832	2,330	95,750	102,500	102,500	102,500

MARION COUNTY FY 2021-22 BUDGET
BY NON-DEPARTMENTAL
CAPITAL

480 - Capital Improvement Projects	Actual FY 18-19	Actual FY 19-20	Budget FY 20-21	Proposed FY 21-22	Approved FY 21-22	Adopted FY 21-22
Transfers Out						
561455 Xfer to Facility Renovation	0	1,250,000	0	0	0	0
Transfers Out Total	2,832	1,252,330	95,750	102,500	102,500	102,500
Contingency						
571010 Contingency	0	0	1,142,624	1,112,957	1,112,957	1,112,957
Contingency Total	0	0	1,142,624	1,112,957	1,112,957	1,112,957
Reserve for Future Expenditure						
572010 Reserve for Future Expenditure	0	0	4,536,123	721,323	721,323	721,323
Reserve for Future Expenditure Total	0	0	4,536,123	721,323	721,323	721,323
Capital Improvement Projects Total	2,924,726	4,747,304	13,943,976	12,207,980	12,207,980	12,207,980
Capital Grand Total	8,137,289	9,433,402	21,969,536	29,024,689	29,024,689	29,024,689

MARION COUNTY FY 2021-22 BUDGET
BY NON-DEPARTMENTAL
CAPITAL

In addition to county capital budget funds, the Department of Public Works manages capital projects within operating funds. The capital expenditures are recorded by project using cost accounting. Public Works Fund projects are primarily related to roads, bridges, and ferries. Environmental Services Fund capital expenditures are for solid waste management projects, notably site improvements. Fleet Management Fund capital outlays are for vehicle purchases.

Also, from time-to-time departments have unique capital outlay projects in operating funds that relate to specific activities only associated with the budgeted fund's operations. Below is a summary of all countywide capital outlay.

SUMMARY OF COUNTYWIDE CAPITAL BUDGET
FY 2021-22

FY 2018-19 Actual	FY 2019-20 Actual	FUNDS	FY 2020-21 Budget	FY 21-22 Adopted	Increase or (Decrease)	+/- % Prior Budget
-	-	General Fund	811,965	-	(811,965)	-100.0%
-	-	Non Departmental Grants	174,030	-	(174,030)	-100.0%
-	-	General & Non Departmental Total	985,995	-	(985,995)	-100.0%
2,921,893	3,494,974	Capital Improvement Projects	8,169,479	10,271,200	2,101,721	25.7%
5,212,564	4,686,098	Facility Renovation	4,535,470	13,817,539	9,282,069	204.7%
8,134,457	8,181,073	Capital Funds Total	12,704,949	24,088,739	11,383,790	89.6%
9,663	-	Building Inspection	-	-	-	N/A
409,148	9,533	Environmental Services	3,314,655	3,670,200	355,545	10.7%
1,204,367	1,704,137	Fleet Management	2,387,379	1,642,144	(745,235)	-31.2%
133,522	112,604	Parks	99,876	186,501	86,625	86.7%
9,061,229	10,666,926	Public Works	20,506,045	24,061,649	3,555,604	17.3%
119,399	96,942	Stormwater Management	408,634	417,034	8,400	2.1%
10,937,328	12,590,142	Public Works Dept Total	26,716,589	29,977,528	3,260,939	12.2%
758,998	12,487	Health and Human Services	20,000	-	(20,000)	-100.0%
80,930	8,330	Juvenile Grants	41,449	-	(41,449)	-100.0%
-	28,028	Inmate Welfare	-	91,004	91,004	N/A
-	54,187	Law Library	916	-	(916)	-100.0%
74,900	57,829	Sheriff Grants	54,415	-	(54,415)	-100.0%
17,455	24,198	Traffic Safety Team	-	-	-	N/A
2,994	7,919	Enhanced Public Safety ESSD	-	-	-	N/A
935,277	192,977	Other Funds Total	116,780	91,004	(25,776)	-22.1%
20,007,062	20,964,191	County Capital Total	40,524,313	54,157,271	13,632,958	33.6%

MARION COUNTY FY 2021-22 BUDGET
BY NON-DEPARTMENTAL
CAPITAL

THIS PAGE HAS BEEN INTENTIONALLY LEFT BLANK

MARION COUNTY FY 2021-22 BUDGET
LINE ITEM DETAIL

OVERVIEW

At the end of each department budget there are line item detail reports for all of the funds managed by that department. However, there are two funds (General Fund and Central Services Fund) that are shared by multiple departments so that the detail shown for each of these departments is only a portion of the total fund.

Countywide

All funds combined expenditure details in their entirety. Therefore the total fund information is identified in this section.

Countywide Resources detail begins on page 555.
Countywide Requirements detail begins on page 563.

General Fund

The General Fund is comprised of: (1) Assessor's Office; (2) Clerk's Office; (3) Community Services Department; (4) District Attorney's Office; (5) Justice Court; (6) Juvenile Department; (7) Sheriff's Office; (8) Treasurer; and (9) General Fund Non-Departmental Operations.

General Fund Resources detail begins on page 573.
General Fund Requirements detail begins on page 576.

Central Services Fund

The Central Services Fund is comprised of: (1) Board of Commissioners' Office; (2) Business Services Department; (3) Finance Department; (4) Human Resources Department; (5) Information Technology Department; (6) Legal Department; and (7) Central Services Non-Departmental Operations.

Central Services Fund Resources detail begins on page 583.
Central Services Fund Requirements detail begins on page 585.

MARION COUNTY FY 2021-22 BUDGET
LINE ITEM DETAIL

THIS PAGE HAS BEEN INTENTIONALLY LEFT BLANK

MARION COUNTY FY 2021-22 BUDGET

LINE ITEM DETAIL

COUNTYWIDE

Resources

	FY 18-19 ACTUAL	FY 19-20 ACTUAL	FY 20-21 BUDGET	FY 21-22 PROPOSED	FY 21-22 APPROVED	FY 21-22 ADOPTED
Taxes						
311100 Property Taxes Current Year	71,564,386	74,167,114	77,089,265	80,172,836	80,172,836	80,172,836
311200 Property Taxes Prior Years	2,402,691	958,643	825,000	1,560,000	1,560,000	1,560,000
311300 Prop Tx Interest and Penalties	326,989	359,997	300,000	135,000	135,000	135,000
312110 Franchise Fees Trash Collect	414,299	455,648	400,000	400,262	400,262	400,262
312200 Franchise Fees Cable TV	340,844	479,422	476,295	480,200	480,200	480,200
312201 Franchise Fees Cable PEG	0	110,553	142,900	110,000	110,000	110,000
312300 Severance Taxes	7,226	11,321	10,000	10,000	10,000	10,000
Total Taxes	75,056,435	76,542,698	79,243,460	82,868,298	82,868,298	82,868,298
Licenses and Permits						
321000 Marriage Licenses	58,700	55,750	60,000	50,000	50,000	50,000
322000 Dog Licenses	284,148	276,341	282,000	282,000	282,000	282,000
322020 Animal Rescue Licenses	1,125	150	200	0	0	0
323010 Structural Permits	3,942,108	3,895,784	3,500,000	3,500,000	3,500,000	3,500,000
323020 Construction Plan Reviews	47,177	23,695	30,000	27,000	27,000	27,000
324010 Driveway Permits	14,612	13,859	12,000	16,000	16,000	16,000
324020 Right Of Way Permits	27,492	25,553	18,000	28,500	28,500	28,500
324060 Removal Agreements	2,372	1,769	1,500	1,000	1,000	1,000
324070 Road Closure Permits	1,800	300	500	500	500	500
324080 Event and Film Permits	3,800	1,800	2,500	1,500	1,500	1,500
324100 Transportation Permits	1,920	1,128	630	1,500	1,500	1,500
324110 Single Trip Permits	31,824	25,096	22,500	30,000	30,000	30,000
324120 COVP Transp Permits County	43,418	50,776	45,000	60,000	60,000	60,000
324130 COVP Transp Permits Other	75,545	55,970	45,000	65,000	65,000	65,000
324140 Non COVP State Permits	845	603	675	600	600	600
325010 Alarm Permits	56,324	52,285	43,380	53,641	53,641	53,641
Total Licenses and Permits	4,593,210	4,480,858	4,063,885	4,117,241	4,117,241	4,117,241
Intergovernmental Federal						
331001 Payment in Lieu of Taxes	425,519	105,574	99,348	99,348	99,348	99,348
331010 Secure Rural Schools Title I	1,417,637	1,340,728	1,290,561	1,210,651	1,210,651	1,210,651
331011 Secure Rural Schools Title II	133,425	0	0	0	0	0
331012 Secure Rural Schools Title III	116,747	110,413	104,892	99,647	99,647	99,647
331014 US Dept of Agriculture	9,939	0	0	0	0	0
331015 USDA Forest Service	0	0	175,964	199,993	199,993	199,993
331026 US Dept of Justice	0	212,261	470,983	317,171	317,171	317,171
331030 US Dept of Transportation	0	86,192	1,212,000	422,500	422,500	422,500
331040 FEMA Disaster Assistance	0	0	2,492,402	3,922,507	3,922,507	3,922,507
331210 Oregon Dept of Education	0	0	66,670	0	0	0
331211 Oregon State Police	39,762	11,000	12,000	6,000	6,000	6,000
331212 Oregon Health Authority	6,722	0	17,000	0	0	0

MARION COUNTY FY 2021-22 BUDGET

LINE ITEM DETAIL

COUNTYWIDE

Resources

	FY 18-19 ACTUAL	FY 19-20 ACTUAL	FY 20-21 BUDGET	FY 21-22 PROPOSED	FY 21-22 APPROVED	FY 21-22 ADOPTED
331220 ODOJ Support Enf Incentives	0	0	206,386	226,919	226,919	226,919
331221 OHSU CaCoon Contract	79,647	78,003	76,175	76,175	76,175	76,175
331222 Oregon Housing Community Svcs	3,030	2,330	3,000	3,000	3,000	3,000
331223 Oregon Dept of Justice	1,636,627	1,770,246	1,896,986	1,972,785	1,972,785	1,972,785
331224 USDA Child Nutrition Cluster	76,776	0	0	0	0	0
331225 Oregon State Sheriffs Assn	11,217	9,351	0	0	0	0
331227 Emergency Management Grant	169,974	158,472	160,000	195,158	195,158	195,158
331228 Oregon Military Department	35,170	56,580	28,250	0	0	0
331229 Oregon Dept of Transportation	868,231	2,812,586	5,860,423	9,546,190	9,546,190	9,546,190
331231 Oregon DHS Water Contract	51,249	0	94,557	99,234	99,234	99,234
331232 DHS Public Health Contract	1,633,307	3,078,024	18,444,621	10,955,164	10,955,164	10,955,164
331233 DHS Mental Health Contract	1,562,913	1,900,453	2,307,542	1,207,153	1,207,153	1,207,153
331234 DHS Title IV E Reimbursement	394,287	470,360	245,360	344,000	344,000	344,000
331301 BIA Chemawa School Contract	395,634	356,374	0	0	0	0
331401 Coronavirus Relief Fund	0	4,522,550	7,151,535	0	0	0
331402 Coronavirus Emerg Supp Funding	0	0	577,015	373,998	373,998	373,998
331403 Emergency Rental Assistance	0	0	13,741,102	0	0	0
331990 Other Federal Revenues	80,953	55,103	490,092	37,970,911	37,970,911	37,970,911
Total Intergovernmental Federal	9,148,766	17,136,602	57,224,864	69,248,504	69,248,504	69,248,504
Intergovernmental State						
332010 Chapter 530 Forest Rehab	4,764,981	297,386	457,565	1,185,155	1,185,155	1,185,155
332011 OLCC General	1,956,952	2,113,513	2,201,738	2,231,246	2,231,246	2,231,246
332012 OLCC Alcohol and Drug	308,272	294,178	300,000	297,000	297,000	297,000
332013 Gas Tax	25,012,199	23,864,211	22,981,000	25,832,000	25,832,000	25,832,000
332014 Cigarette Tax	270,678	259,994	280,439	192,058	192,058	192,058
332015 Electric Coop Tax	269,040	253,640	275,000	275,000	275,000	275,000
332016 Amusement Devise Tax	75,427	33,523	50,000	50,000	50,000	50,000
332017 Private Rail Car Tax	6,856	5,697	6,750	8,000	8,000	8,000
332018 RV Parks Apportionment	307,269	276,567	308,000	260,950	260,950	260,950
332019 County Assmt Funding CAFFA	960,961	1,214,197	1,103,493	1,291,400	1,291,400	1,291,400
332021 Video Lottery	1,765,664	2,546,391	2,044,450	2,222,572	2,222,572	2,222,572
332031 Oregon Department of Justice	140,665	296,395	317,358	320,060	320,060	320,060
332035 ODOJ Unitary Assessment Grant	190,660	187,644	189,789	189,789	189,789	189,789
332036 Oregon Criminal Justice Comm	0	621,370	773,920	773,920	773,920	773,920
332040 Marine Board	168,086	131,065	147,639	149,764	149,764	149,764
332050 Oregon Emergency Management	1,065	0	0	0	0	0
332060 Oregon DHS Health Contract	1,256,497	1,221,258	1,818,315	1,820,610	1,820,610	1,820,610
332061 Oregon DHS Mental Health	20,961,659	22,121,204	22,843,780	23,106,382	23,106,382	23,106,382
332062 Oregon DHS Juvenile Dependency	136,181	0	0	0	0	0
332063 Oregon Dept of Human Services	10,591	0	0	0	0	0
332068 Oregon Health Authority	897,248	1,614,729	1,119,838	939,481	939,481	939,481

MARION COUNTY FY 2021-22 BUDGET

LINE ITEM DETAIL

COUNTYWIDE

Resources

	FY 18-19 ACTUAL	FY 19-20 ACTUAL	FY 20-21 BUDGET	FY 21-22 PROPOSED	FY 21-22 APPROVED	FY 21-22 ADOPTED
332070 Community Corrections SB 1145	12,870,394	12,214,859	12,228,808	11,604,250	11,604,250	11,604,250
332071 Community Corrections Subsidy	35,178	35,315	0	0	0	0
332072 OR CJC Justice Reinvestment	1,919,961	2,175,717	2,177,465	2,085,344	2,085,344	2,085,344
332074 Oregon Dept of Corrections	689,430	769,512	768,273	808,029	808,029	808,029
332084 Oregon Youth Authority	964,106	943,583	1,010,794	926,942	926,942	926,942
332085 Oregon Dept Veterans Affairs	219,770	221,709	204,134	204,134	204,134	204,134
332087 OR Dept Environmental Quality	0	0	57,200	57,200	57,200	57,200
332088 OR Parks and Recreation Dept	32,092	19,405	49,053	32,675	32,675	32,675
332089 Oregon Department of Education	217,082	206,910	248,360	227,635	227,635	227,635
332090 ODOT STP Exchange Revenues	822,500	0	815,865	0	0	0
332091 Oregon Dept of Transportation	2,079,632	298,086	1,875,250	2,958,250	2,958,250	2,958,250
332200 County Fair Subsidies	53,167	53,167	53,167	53,167	53,167	53,167
332990 Other State Revenues	914,977	344,127	688,292	567,215	567,215	567,215
Total Intergovernmental State	80,279,238	74,635,350	77,395,735	80,670,228	80,670,228	80,670,228
Intergovernmental Local						
335500 MV Behavioral Care Network	13,646,465	8,990,260	2,356,208	0	0	0
335510 MVBCN Other	47,145	0	0	0	0	0
335520 MVBCN Contracts	863,868	696,688	46,671	0	0	0
335950 Local Government Grants	19,829	17,209	74,746	36,459	36,459	36,459
Total Intergovernmental Local	14,577,308	9,704,157	2,477,625	36,459	36,459	36,459
Charges for Services						
341042 Marion Cty Justice Court Fees	482,327	512,749	500,000	475,000	475,000	475,000
341060 Law Library Fees	299,056	305,682	305,682	230,082	230,082	230,082
341070 Filing Fees	45,993	41,892	40,000	40,000	40,000	40,000
341080 Recording Fees	1,420,178	1,813,375	1,500,000	2,050,000	2,050,000	2,050,000
341090 Passport Application Fees	146,880	120,080	125,000	0	0	0
341100 Assessment and Taxation Fees	29,184	34,572	30,000	30,000	30,000	30,000
341110 Corner Restoration Record Fees	414,485	522,178	500,000	620,000	620,000	620,000
341120 Road Vacation Fees	0	2,500	2,500	2,500	2,500	2,500
341140 Planning Fees	323,152	291,352	260,000	265,000	265,000	265,000
341150 Sheriff Service Fees	220,147	139,448	87,540	193,122	193,122	193,122
341160 Gun Permit Fees	206,335	276,490	292,703	242,632	242,632	242,632
341170 Witness Fees	638	377	500	500	500	500
341180 Crime Report Fees	22,175	21,316	21,000	21,000	21,000	21,000
341200 Towing Fees	22,800	30,480	29,120	21,640	21,640	21,640
341210 False Alarm Fees	16,550	11,845	15,000	15,000	15,000	15,000
341220 Supervision Fees	891,785	866,305	854,000	854,000	854,000	854,000
341230 Client Fees	355,424	295,323	333,535	315,000	315,000	315,000
341232 Insurance Fees	204,605	235,713	247,577	215,550	215,550	215,550
341240 Food Service Fees	45,436	61,670	65,400	63,000	63,000	63,000
341280 Detention Fees	3,481	7,111	0	0	0	0

MARION COUNTY FY 2021-22 BUDGET

LINE ITEM DETAIL

COUNTYWIDE

Resources

	FY 18-19 ACTUAL	FY 19-20 ACTUAL	FY 20-21 BUDGET	FY 21-22 PROPOSED	FY 21-22 APPROVED	FY 21-22 ADOPTED
341290 Site Plan Review Fees	7,524	5,580	7,000	6,000	6,000	6,000
341330 Health Inspection Fees	911,630	943,229	900,000	900,000	900,000	900,000
341350 Birth and Death Certificates	397,743	393,179	405,386	406,335	406,335	406,335
341370 Medicaid Fees	4,575,666	3,861,194	2,437,027	2,619,670	2,619,670	2,619,670
341380 Workshop Fees	1,465	894	0	0	0	0
341400 Tax Collector Fees	89,584	76,730	100,000	75,000	75,000	75,000
341420 Assessor Fees	41,094	25,438	75,000	50,000	50,000	50,000
341430 Copy Machine Fees	212,424	17,850	16,275	725	725	725
341440 Vending Machine Fees	132,699	152,727	133,507	149,031	149,031	149,031
341450 Pay Telephone Fees	171,204	185,528	109,847	64,800	64,800	64,800
341460 Fax Fees	1	0	10	10	10	10
341490 Ferrous Metal Fees	519,929	309,576	295,029	0	0	0
341500 Electricity Generation Fees	1,152,429	1,730,990	1,600,000	0	0	0
341520 System Development Charges	668,413	510,403	400,000	449,698	449,698	449,698
341530 Gate Receipts	58,107	63,505	60,000	30,000	30,000	30,000
341540 Food Booth Fees	37,945	38,644	35,500	30,000	30,000	30,000
341550 Commercial Space Rental Fees	15,055	8,162	15,000	8,000	8,000	8,000
341555 Sponsor Fees	83,285	30,000	75,000	30,000	30,000	30,000
341560 Carnival Fees	16,333	20,693	18,000	13,000	13,000	13,000
341565 Stall Fees	2,745	1,790	2,750	1,790	1,790	1,790
341580 Camping Fees	20,117	18,936	20,000	6,500	6,500	6,500
341590 Impound Fees	25,750	31,292	36,000	21,204	21,204	21,204
341600 Board Fees	28,707	30,500	30,000	22,773	22,773	22,773
341605 Dog Adoption Fees	84,568	90,410	100,000	56,000	56,000	56,000
341620 User Fees	262,321	371,867	209,661	216,102	216,102	216,102
341630 Service Charges	1,460	1,120	500	500	500	500
341635 Returned Check Fees	550	700	100	250	250	250
341670 Surveyor Fees	132,681	136,413	140,000	188,050	188,050	188,050
341680 Discovery Fees	0	230,246	155,000	155,000	155,000	155,000
341690 Attorney Fees	243,482	232,606	196,900	218,500	218,500	218,500
341700 Victim Assistance Fees	4,395	3,603	3,513	0	0	0
341701 Children Assistance Fees	8,654	7,890	6,000	0	0	0
341710 Juvenile Probation Fees	16,814	13,656	9,000	0	0	0
341711 Juvenile Probation Fees FAA	6,089	6,289	2,000	0	0	0
341720 Appeal Fees	1,775	950	2,000	2,000	2,000	2,000
341750 Medicare Fees	175,795	194,832	203,200	493,550	493,550	493,550
341820 County Clerk Records Fees	134,164	172,217	150,000	204,554	204,554	204,554
341840 Work Crew Fees	465,363	290,337	368,512	416,000	416,000	416,000
341860 Grand Safety Station Fees	195	0	200	0	0	0
341940 Declaration Domestic Partners	150	150	200	200	200	200
341950 Retail Sales	221,654	176,713	224,000	130,750	130,750	130,750

MARION COUNTY FY 2021-22 BUDGET

LINE ITEM DETAIL

COUNTYWIDE

Resources

	FY 18-19 ACTUAL	FY 19-20 ACTUAL	FY 20-21 BUDGET	FY 21-22 PROPOSED	FY 21-22 APPROVED	FY 21-22 ADOPTED
341952 Styrofoam Recycling	24,510	23,653	27,000	20,000	20,000	20,000
341955 Wood and Compost Sales	37,733	49,075	48,000	50,000	50,000	50,000
341998 Dog Shelter Donation Credits	(1,199)	(2,500)	0	0	0	0
341999 Other Fees	231,902	217,082	39,769	58,084	58,084	58,084
342100 Building Rentals	171,751	154,659	155,056	165,955	165,955	165,955
342200 Property Leases	285,921	92,250	81,771	79,698	79,698	79,698
342310 Parking Permits	295,113	283,677	273,000	226,000	226,000	226,000
342400 Fleet Rentals	1,582,479	1,566,037	1,677,559	1,832,509	1,832,509	1,832,509
342410 Motor Pool Mileage Charges	43,740	31,915	46,750	13,000	13,000	13,000
342510 Wheatland Ferry Tolls	569,105	564,471	553,500	625,000	625,000	625,000
342520 Buena Vista Ferry Tolls	81,564	79,933	69,300	66,000	66,000	66,000
342551 Stormwater Commercial Fees	159,222	0	0	0	0	0
342552 Stormwater Fees	377,159	620,172	634,577	634,169	634,169	634,169
342553 Stormwater MF Residential Fees	94,554	0	0	0	0	0
342610 Browns Island Tipping Fees	563,446	505,096	434,277	316,274	316,274	316,274
342620 Waste to Energy Tipping Fees	12,398,518	12,890,558	12,695,866	12,488,896	12,488,896	12,488,896
342640 N Marion Tipping Fees	2,371,674	2,696,866	2,732,854	2,616,752	2,616,752	2,616,752
342645 Appliance Metal Recovery Fees	22,838	20,551	0	24,292	24,292	24,292
342650 SKRTS Tipping Fees	6,155,656	6,710,237	7,187,133	6,569,829	6,569,829	6,569,829
342660 Browns Island Composting Fees	67,958	89,122	70,685	93,505	93,505	93,505
342672 Medical Waste Blue Bin Fees	1,286,385	1,532,502	1,772,031	0	0	0
342673 Medical Waste Gray Bin Fees	906,760	1,344,332	1,337,875	0	0	0
342674 WTEF Supplemental Waste Fees	207,945	545,902	582,900	0	0	0
342675 WTEF Suppl Waste Environ Fees	23,052	13,722	0	0	0	0
342690 Other Tipping Fees	102,398	0	0	0	0	0
342810 CH2 Condo Fees Transit	0	13,533	0	0	0	0
342820 CH2 Condo Fees County	0	15,649	0	0	0	0
342910 Public Records Request Charges	4,131	5,164	3,750	5,600	5,600	5,600
344100 Election Reimbursements	284,086	46,396	50,000	50,000	50,000	50,000
344250 Telephone Use Reimbursement	92,890	70,012	30,570	32,784	32,784	32,784
344300 Restitution	2,455	2,142	500	1,000	1,000	1,000
344701 Felony DUII Reimbursemt SB395	268,113	157,841	150,000	143,387	143,387	143,387
344800 EAIP Reimbursement	142,348	123,696	76,500	76,500	76,500	76,500
344999 Other Reimbursements	221,942	44,379	84,641	1,311,130	1,311,130	1,311,130
345100 Sale of Capital Assets	588,111	629,705	381,500	322,500	322,500	322,500
345200 Foreclosed Property Sales	401,412	297,047	300,000	233,509	233,509	233,509
345300 Surplus Property Sales	4,800	32,240	250	0	0	0
345400 Document Fees	0	207	0	0	0	0
347001 PW Services to Counties	129,528	148,697	159,369	170,500	170,500	170,500
347002 PW Services to Cities	591,658	713,891	844,755	325,800	325,800	325,800
347003 PW Services to Svc Districts	316,963	291,461	271,739	343,461	343,461	343,461

MARION COUNTY FY 2021-22 BUDGET

LINE ITEM DETAIL

COUNTYWIDE

Resources

	FY 18-19 ACTUAL	FY 19-20 ACTUAL	FY 20-21 BUDGET	FY 21-22 PROPOSED	FY 21-22 APPROVED	FY 21-22 ADOPTED
347004 PW Services to Other Agencies	45,665	4,721	1,000	1,000	1,000	1,000
347005 PW Services to County Depts	1,273,902	1,067,333	1,977,073	2,632,422	2,632,422	2,632,422
347006 DA Services to County Depts	185,114	175,154	190,264	203,567	203,567	203,567
347101 Central Svcs to Other Agencies	152,463	138,941	127,940	126,739	126,739	126,739
347201 SO Enforcement Services	2,788,729	2,720,989	3,142,428	2,579,605	2,579,605	2,579,605
347202 Code Enforcement Services	159,930	160,467	166,796	177,824	177,824	177,824
347401 Health Svcs to County Depts	245,900	346,656	572,630	566,310	566,310	566,310
347402 Health Svcs to Other Agencies	261,535	68,236	51,430	53,000	53,000	53,000
347403 Mental Health Services	202,841	121,072	194,130	186,630	186,630	186,630
347405 Medicaid Admin Services	112,307	65,367	120,000	60,000	60,000	60,000
347406 Drug Treatment Services	0	1,642	0	0	0	0
347407 Coordinated Care PMPM	0	6,390,231	12,703,680	15,532,784	15,532,784	15,532,784
347408 Coordinated Care FFS	0	3,392,258	6,618,282	6,019,500	6,019,500	6,019,500
347501 Comm Svcs to Other Agencies	36,162	37,041	0	37,000	37,000	37,000
348100 Liability Insurance	1,445,300	1,271,398	1,272,800	1,172,400	1,172,400	1,172,400
348200 Workers Comp Insurance	794,579	803,675	656,313	874,700	874,700	874,700
348300 Medical Insurance	22,120,896	23,068,289	24,743,076	26,272,663	26,272,663	26,272,663
348310 Dental Insurance	2,011,392	1,998,867	2,077,357	2,212,837	2,212,837	2,212,837
348320 Health Savings Accounts	154,302	169,458	175,000	309,350	309,350	309,350
348400 Group Term Life Insurance	150,958	156,607	186,345	248,455	248,455	248,455
348500 Long Term Disability Insurance	305,583	315,716	417,602	389,400	389,400	389,400
348600 Unemployment Insurance	279,901	288,124	301,204	322,659	322,659	322,659
348700 Wellness Program	53,754	54,104	45,000	54,100	54,100	54,100
348800 Employee Assistance Program	43,207	45,906	52,100	58,042	58,042	58,042
Total Charges for Services	80,013,629	91,460,914	102,317,601	101,607,139	101,607,139	101,607,139
Admin Cost Recovery						
411100 County Admin Allocation	2,183,265	1,915,318	2,342,735	2,769,078	2,769,078	2,769,078
411200 Business Services Allocation	0	0	711,330	805,735	805,735	805,735
411210 Facilities Mgt Allocation	2,870,532	2,777,628	3,059,633	3,168,578	3,168,578	3,168,578
411220 Custodial Allocation	1,342,498	1,469,207	1,354,411	1,374,042	1,374,042	1,374,042
411230 Courier Allocation	63,823	70,064	64,369	75,771	75,771	75,771
411250 Risk Management Allocation	435,011	357,178	511,599	523,218	523,218	523,218
411255 Benefits Allocation	438,903	449,743	575,049	0	0	0
411260 Human Resources Allocation	1,674,972	1,675,455	2,058,579	2,842,771	2,842,771	2,842,771
411300 Legal Services Allocation	1,392,363	1,377,420	1,634,117	1,748,923	1,748,923	1,748,923
411400 Information Tech Allocation	7,603,773	7,791,004	9,899,842	12,277,380	12,277,380	12,277,380
411410 FIMS Allocation	2,722,549	2,897,809	1,520,198	0	0	0
411600 Finance Allocation	2,600,908	2,646,219	3,070,854	3,273,446	3,273,446	3,273,446
411800 MCBEE Allocation	45,119	24,165	342,645	82,238	82,238	82,238
412100 PERS Debt Service Assessments	5,906,609	5,396,690	5,226,269	4,294,335	4,294,335	4,294,335

MARION COUNTY FY 2021-22 BUDGET

LINE ITEM DETAIL

COUNTYWIDE						
	Resources					
	FY 18-19 ACTUAL	FY 19-20 ACTUAL	FY 20-21 BUDGET	FY 21-22 PROPOSED	FY 21-22 APPROVED	FY 21-22 ADOPTED
413100 IT Equipment Use Allocation	680,330	475,009	890,000	890,000	890,000	890,000
Total Admin Cost Recovery	29,960,654	29,322,910	33,261,630	34,125,515	34,125,515	34,125,515
Fines and Forfeitures						
351100 Dog Fines	4,703	5,492	4,500	5,000	5,000	5,000
351200 Traffic Fines	2,194,528	2,099,167	2,050,531	2,055,642	2,055,642	2,055,642
351500 Weighmaster Fines	11,332	974	15,000	15,000	15,000	15,000
352300 Civil Forfeitures	1,072	0	0	0	0	0
353100 County Assessments	439,273	531,390	485,172	480,300	480,300	480,300
353200 Court Security	242,212	238,096	246,961	228,792	228,792	228,792
Total Fines and Forfeitures	2,893,121	2,875,119	2,802,164	2,784,734	2,784,734	2,784,734
Interest						
361000 Investment Earnings	2,466,499	2,589,673	2,124,732	1,363,986	1,363,986	1,363,986
364100 Interfund Loan Interest	11,414	5,131	0	0	0	0
364900 Loan Repayment Interest	16,087	68,177	89,800	97,728	97,728	97,728
365000 Investment Fee	456,592	465,174	400,000	350,000	350,000	350,000
Total Interest	2,950,592	3,128,154	2,614,532	1,811,714	1,811,714	1,811,714
Other Revenues						
371000 Miscellaneous Income	88,032	64,522	40,000	438,400	438,400	438,400
371100 Recoveries from Collections	6,712	3,056	1,600	250	250	250
372000 Over and Short	(640)	738	1,000	500	500	500
373100 Special Program Donations	153,387	122,237	96,500	96,300	96,300	96,300
373200 Victims Assistance Donations	21,708	16,621	15,000	20,000	20,000	20,000
373500 Private Foundation Grants	36,882	0	200,075	0	0	0
374100 Block Grant Loan Principal	0	9,505	0	0	0	0
374300 Interfund Loan Principal	102,143	357,143	0	17,142	17,142	17,142
374900 Loan Repayment Principal	104,586	206,592	103,500	135,186	135,186	135,186
Total Other Revenues	512,809	780,414	457,675	707,778	707,778	707,778
General Fund Transfers						
381100 Transfer from General Fund	17,260,940	13,381,056	12,358,864	14,996,516	14,996,516	14,996,516
Total General Fund Transfers	17,260,940	13,381,056	12,358,864	14,996,516	14,996,516	14,996,516
Other Fund Transfers						
381115 Transfer from Non Dept Grants	17,073	213,376	215,238	222,394	222,394	222,394
381125 Transfer from Juvenile Grants	22,075	0	0	0	0	0
381130 Transfer from Public Works	84,619	82,055	100,875	131,320	131,320	131,320
381155 Xfr from Tax Title Land Sales	39,399	69,875	79,686	79,500	79,500	79,500
381160 Xfr from Community Svcs Grants	34,753	0	0	0	0	0
381165 Xfr from Lottery and Econ Dev	339,000	324,000	824,000	324,000	324,000	324,000
381170 Transfer from Comm Development	4,170	0	224,645	0	0	0
381180 Transfer from Comm Corrections	4,381,689	4,165,241	4,163,424	3,961,801	3,961,801	3,961,801
381185 Transfer from Criminal Justice	524,388	504,462	512,100	480,300	480,300	480,300

MARION COUNTY FY 2021-22 BUDGET

LINE ITEM DETAIL

COUNTYWIDE						
Resources						
	FY 18-19 ACTUAL	FY 19-20 ACTUAL	FY 20-21 BUDGET	FY 21-22 PROPOSED	FY 21-22 APPROVED	FY 21-22 ADOPTED
381190 Transfer from Health	813,633	387,614	2,653,359	3,545,655	3,545,655	3,545,655
381245 Xfr from Public Safety ESSD	126,888	108,006	3,492	0	0	0
381255 Xfr from Traffic Safety Team	100,000	275,000	312,333	309,550	309,550	309,550
381310 Transfer from Parks	0	15,511	0	0	0	0
381320 Transfer from Surveyor	0	0	49,875	0	0	0
381330 Transfer from Building Insp	27,351	0	1,968	0	0	0
381455 Xfr from Facility Renovation	0	0	954,283	0	0	0
381480 Xfr from Capital Impr Projects	2,832	1,252,330	95,750	102,500	102,500	102,500
381510 Transfer from Env Services	0	50,324	0	0	0	0
381515 Xfr from Stormwater Management	1,000	67,635	0	0	0	0
381585 Transfer from Self Insurance	0	0	0	61,138	61,138	61,138
Total Other Fund Transfers	6,518,869	7,515,429	10,191,028	9,218,158	9,218,158	9,218,158
Settlements						
382100 Settlements	462,922	860,317	10,000	10,000	10,000	10,000
Total Settlements	462,922	860,317	10,000	10,000	10,000	10,000
Financing Proceeds						
383100 Loan Proceeds	0	0	0	10,000,000	10,000,000	10,000,000
Total Financing Proceeds	0	0	0	10,000,000	10,000,000	10,000,000
Net Working Capital						
391000 Net Working Capital Restricted	16,339,121	11,921,476	11,272,449	23,578,861	23,578,861	23,578,861
392000 Net Working Capital Unrestr	119,861,036	131,305,675	139,310,076	140,902,891	140,902,891	140,902,891
Total Net Working Capital	136,200,157	143,227,151	150,582,525	164,481,752	164,481,752	164,481,752
GRAND TOTAL	460,428,651	475,051,127	535,001,588	576,684,036	576,684,036	576,684,036

MARION COUNTY FY 2021-22 BUDGET

LINE ITEM DETAIL

COUNTYWIDE

Requirements

	FY 18-19 ACTUAL	FY 19-20 ACTUAL	FY 20-21 BUDGET	FY 21-22 PROPOSED	FY 21-22 APPROVED	FY 21-22 ADOPTED
Personnel Services						
Salaries and Wages						
511020 Salaries and Wages Budget Only	0	0	4,830,435	0	0	0
511110 Regular Wages	72,004,744	75,009,556	100,022,030	106,064,961	106,064,961	106,064,961
511120 Temporary Wages	2,464,222	2,119,604	2,528,322	2,292,014	2,292,014	2,292,014
511130 Vacation Pay	4,858,140	4,621,571	0	0	0	0
511140 Sick Pay	3,031,542	3,264,290	0	0	0	0
511141 Emergency Sick Pay	0	48,302	0	0	0	0
511150 Holiday Pay	4,100,749	4,525,812	0	0	0	0
511160 Comp Time Pay	682,057	616,435	102,381	98,318	98,318	98,318
511180 Differential Pay	76,881	77,536	62,433	60,989	60,989	60,989
511210 Compensation Credits	1,769,282	1,637,787	1,550,273	1,531,336	1,531,336	1,531,336
511220 Pager Pay	250,747	262,161	223,979	209,625	209,625	209,625
511240 Leave Payoff	709,504	686,881	86,817	34,500	34,500	34,500
511250 Training Pay	20,656	17,144	42,795	38,001	38,001	38,001
511260 Election Workers	38,458	14,223	60,000	60,000	60,000	60,000
511270 Leadworker Pay	4,685	4,995	3,850	6,158	6,158	6,158
511280 Cell Phone Pay	14,428	11,574	4,543	7,688	7,688	7,688
511290 Health Insurance Waiver Pay	149,372	166,519	177,600	211,200	211,200	211,200
511410 Straight Pay	169,180	134,278	115,379	70,918	70,918	70,918
511420 Premium Pay	2,501,319	2,360,089	2,485,547	2,180,947	2,180,947	2,180,947
511430 Court Time	74,635	75,838	92,430	92,863	92,863	92,863
511450 Premium Pay Temps	47,784	49,502	36,433	31,861	31,861	31,861
511470 Extra Duty Contract Pay	29,226	45,531	0	0	0	0
511930 Clothing Allowance	6,333	6,000	8,200	8,200	8,200	8,200
Total Salaries and Wages	93,003,944	95,755,628	112,433,447	112,999,579	112,999,579	112,999,579
Fringe Benefits						
512010 Fringe Benefits Budget Only	0	0	2,889,285	895,188	895,188	895,188
512110 PERS	16,411,543	20,480,829	23,912,892	26,158,901	26,158,901	26,158,901
512120 401K	675,199	673,418	755,871	820,140	820,140	820,140
512130 PERS Debt Service	5,906,585	5,396,630	5,469,381	4,799,115	4,799,115	4,799,115
512200 FICA	6,973,427	7,161,047	7,932,406	8,380,409	8,380,409	8,380,409
512310 Medical Insurance	21,054,599	21,713,016	24,689,433	26,305,990	26,305,990	26,305,990
512320 Dental Insurance	1,915,882	1,884,784	2,072,893	2,215,643	2,215,643	2,215,643
512330 Group Term Life Insurance	150,958	156,607	206,516	249,117	249,117	249,117
512340 Long Term Disability Insurance	305,583	315,716	396,000	390,434	390,434	390,434
512400 Unemployment Insurance	279,899	288,124	305,330	323,472	323,472	323,472
512520 Workers Comp Insurance	33,689	29,788	48,467	49,488	49,488	49,488
512600 Wellness Program	53,754	54,104	61,120	62,771	62,771	62,771
512610 Employee Assistance Program	43,207	45,906	51,968	58,155	58,155	58,155

MARION COUNTY FY 2021-22 BUDGET

LINE ITEM DETAIL

COUNTYWIDE						
Requirements						
	FY 18-19 ACTUAL	FY 19-20 ACTUAL	FY 20-21 BUDGET	FY 21-22 PROPOSED	FY 21-22 APPROVED	FY 21-22 ADOPTED
512700 County HSA Contributions	154,302	169,458	103,669	98,150	98,150	98,150
Total Fringe Benefits	53,958,624	58,369,427	68,895,231	70,806,973	70,806,973	70,806,973
Total Personnel Services	146,962,568	154,125,055	181,328,678	183,806,552	183,806,552	183,806,552
Materials and Services						
Supplies						
521010 Office Supplies	337,792	321,241	346,286	317,080	317,080	317,080
521030 Field Supplies	194,594	214,306	210,384	165,794	165,794	165,794
521040 Institutional Supplies	237,995	281,255	226,769	237,685	237,685	237,685
521050 Janitorial Supplies	167,545	173,173	170,356	157,656	157,656	157,656
521052 Janitorial Floor Care	3,529	2,358	2,500	1,500	1,500	1,500
521060 Electrical Supplies	30,800	37,629	48,750	43,150	43,150	43,150
521070 Departmental Supplies	303,404	404,723	762,867	347,158	347,158	347,158
521080 Food Supplies	72,759	59,594	107,244	75,994	75,994	75,994
521090 Uniforms and Clothing	158,119	145,361	216,269	244,929	244,929	244,929
521100 Medical Supplies	109,475	106,676	136,554	99,301	99,301	99,301
521110 First Aid Supplies	6,037	15,977	14,810	19,995	19,995	19,995
521120 Drugs	623,015	666,174	645,254	590,843	590,843	590,843
521130 Contraceptives	61,267	36,017	0	0	0	0
521140 Vaccines	36,316	27,473	230,354	35,300	35,300	35,300
521170 Educational Supplies	47,491	52,773	59,155	27,759	27,759	27,759
521190 Publications	53,372	47,888	58,211	57,021	57,021	57,021
521210 Gasoline	573,079	497,350	598,223	570,072	570,072	570,072
521220 Diesel	354,651	282,219	298,910	297,950	297,950	297,950
521230 Propane	2,954	6,286	10,930	11,380	11,380	11,380
521240 Automotive Supplies	8,684	8,463	7,300	7,300	7,300	7,300
521241 Oil and Lubricants	22,287	16,844	20,450	19,450	19,450	19,450
521300 Safety Clothing	82,985	51,335	173,572	150,517	150,517	150,517
521310 Safety Equipment	41,495	126,964	83,831	77,600	77,600	77,600
Total Supplies	3,529,644	3,582,078	4,428,979	3,555,434	3,555,434	3,555,434
Materials						
522010 Liquid Asphalt	1,025,885	912,942	1,233,934	1,120,680	1,120,680	1,120,680
522020 Crushed Rock	618,054	651,549	782,440	623,900	623,900	623,900
522030 Pipe	3,492	14,659	34,600	34,100	34,100	34,100
522050 Bridge Materials	14,205	22,223	37,880	44,880	44,880	44,880
522060 Sign Materials	140,136	114,323	105,875	114,475	114,475	114,475
522070 Paint	679,984	742,853	1,047,401	1,006,100	1,006,100	1,006,100
522080 Building Materials	4,226	3,643	9,200	12,200	12,200	12,200
522090 Chemical Sprays	35,397	51,399	77,650	75,000	75,000	75,000
522100 Parts	398,469	322,424	251,000	233,500	233,500	233,500

MARION COUNTY FY 2021-22 BUDGET

LINE ITEM DETAIL

COUNTYWIDE						
Requirements						
	FY 18-19 ACTUAL	FY 19-20 ACTUAL	FY 20-21 BUDGET	FY 21-22 PROPOSED	FY 21-22 APPROVED	FY 21-22 ADOPTED
522110 Batteries	21,221	17,127	23,900	23,800	23,800	23,800
522120 Tires and Accessories	40,655	30,666	76,000	76,000	76,000	76,000
522140 Small Tools	29,452	31,458	35,600	46,525	46,525	46,525
522150 Small Office Equipment	207,594	225,581	255,518	190,332	190,332	190,332
522160 Small Departmental Equipment	256,639	268,522	682,577	371,678	371,678	371,678
522170 Computers Non Capital	861,245	621,849	910,529	298,183	298,183	298,183
522180 Software	166,641	165,628	157,412	139,948	139,948	139,948
522190 Asphalt Concrete	530,253	355,567	574,575	574,575	574,575	574,575
522240 Deicer	23,162	13,633	15,000	16,750	16,750	16,750
522500 Materials for Resale	90,706	71,431	92,261	92,261	92,261	92,261
Total Materials	5,147,416	4,637,476	6,403,352	5,094,887	5,094,887	5,094,887
Communications						
523010 Telephone Equipment	8,260	12,553	6,362	9,156	9,156	9,156
523015 Video Security Equipment	86,480	72,548	85,865	85,865	85,865	85,865
523020 Phone and Communication Svcs	312,360	356,872	331,864	275,394	275,394	275,394
523030 Fax	47	0	0	0	0	0
523040 Data Connections	306,226	327,571	362,001	380,783	380,783	380,783
523050 Postage	158,009	125,600	159,312	193,654	193,654	193,654
523060 Cellular Phones	351,884	526,947	401,367	615,495	615,495	615,495
523070 Pagers	1,252	1,115	0	0	0	0
523090 Long Distance Charges	17,562	24,031	22,145	29,228	29,228	29,228
523100 Radios and Accessories	126,253	164,559	706,576	381,550	381,550	381,550
Total Communications	1,368,333	1,611,798	2,075,492	1,971,125	1,971,125	1,971,125
Utilities						
524010 Electricity	1,256,857	1,200,001	1,201,995	1,250,831	1,250,831	1,250,831
524020 City Operations and St Lights	26,158	14,779	21,162	27,650	27,650	27,650
524030 Traffic Signal Electricity	29,105	27,964	32,000	32,000	32,000	32,000
524040 Natural Gas	192,830	178,024	188,906	178,718	178,718	178,718
524050 Water	125,510	119,590	128,163	126,182	126,182	126,182
524070 Sewer	234,886	250,276	247,517	262,795	262,795	262,795
524090 Garbage Disposal and Recycling	143,135	162,948	142,696	180,740	180,740	180,740
Total Utilities	2,008,482	1,953,582	1,962,439	2,058,916	2,058,916	2,058,916
Contracted Services						
525110 Consulting Services	466,144	321,449	1,186,156	815,708	815,708	815,708
525150 Audit Services	93,420	135,565	123,000	133,490	133,490	133,490
525152 Accounting Services	34,734	41,144	89,700	29,912	29,912	29,912
525153 Fiscal Agent Services	18,593	2,490	54,835	2,500	2,500	2,500
525154 Third Party Administrators	350,228	277,819	331,978	285,000	285,000	285,000
525155 Credit Card Fees	217,148	240,830	285,798	291,808	291,808	291,808
525156 Bank Services	6,736	22,867	54,000	59,000	59,000	59,000
525158 Armored Car Services	53,188	56,009	61,600	64,850	64,850	64,850

MARION COUNTY FY 2021-22 BUDGET

LINE ITEM DETAIL

COUNTYWIDE						
Requirements						
	FY 18-19 ACTUAL	FY 19-20 ACTUAL	FY 20-21 BUDGET	FY 21-22 PROPOSED	FY 21-22 APPROVED	FY 21-22 ADOPTED
525160 Wellness Services	4,159	1,674	13,340	13,340	13,340	13,340
525175 Temporary Staffing	32,596	224,107	220,377	10,000	10,000	10,000
525177 Employment Agencies	14,179	0	0	0	0	0
525185 Community Education Services	11,215	3,844	113,500	175,900	175,900	175,900
525205 Treatment Court Coordinator	0	282,230	277,452	277,452	277,452	277,452
525210 Medical Services	1,654,955	1,697,559	1,790,656	1,834,125	1,834,125	1,834,125
525211 Psychiatric Services	25,280	41,280	17,790	24,720	24,720	24,720
525215 Dental Services	43,948	42,038	45,283	54,000	54,000	54,000
525220 Hospital Services	345,313	168,880	132,328	129,510	129,510	129,510
525225 Ambulance Services	11,773	9,973	23,500	14,500	14,500	14,500
525235 Laboratory Services	185,402	264,797	270,570	221,589	221,589	221,589
525236 Drug Testing	0	61,403	138,985	138,985	138,985	138,985
525240 XRay Services	25,727	7,843	11,500	15,500	15,500	15,500
525246 Transcription Services	38,593	35,128	37,700	33,600	33,600	33,600
525250 Foster Care Services	26,900	0	0	0	0	0
525251 Child Care Services	50,000	0	60,000	0	0	0
525255 Veterans Services	198,739	265,717	280,860	280,860	280,860	280,860
525261 Social Services	1,655,329	1,149,475	1,287,608	1,349,848	1,349,848	1,349,848
525295 Health Providers	4,131,289	2,370,463	5,148,913	2,772,307	2,772,307	2,772,307
525305 Veterinary Services	42,446	35,974	78,476	67,663	67,663	67,663
525310 Laundry Services	38,208	47,083	72,677	58,052	58,052	58,052
525320 Food Services	1,119,649	995,346	1,225,316	1,253,072	1,253,072	1,253,072
525330 Transportation Services	48,027	35,679	62,274	45,085	45,085	45,085
525335 Housing Subsidies	141,180	160,740	204,696	137,546	137,546	137,546
525340 Counseling and Mentoring Svcs	830	289	1,000	1,000	1,000	1,000
525345 Youth Stipends	39,814	40,734	36,000	37,000	37,000	37,000
525350 Janitorial Services	164,609	212,217	372,620	196,370	196,370	196,370
525355 Engineering Services	86,555	264,195	905,000	557,500	557,500	557,500
525360 Public Works Services	333,526	376,971	1,300,211	1,704,692	1,704,692	1,704,692
525365 Striping Services	62,993	0	75,000	75,000	75,000	75,000
525370 Stormwater Services	284,830	214,156	393,362	291,274	291,274	291,274
525400 Public Safety Program Services	125,800	123,771	134,514	137,656	137,656	137,656
525405 Code Enforcement Services	159,930	160,467	166,796	177,824	177,824	177,824
525410 Dispatch Services	1,480,427	1,569,328	1,654,176	1,684,560	1,684,560	1,684,560
525415 Cable Access Services	0	257,699	289,100	258,800	258,800	258,800
525420 Regional Area Info Network	19,700	14,384	14,384	14,384	14,384	14,384
525430 Programming and Data Services	192,418	215,768	277,461	307,134	307,134	307,134
525440 Client Assistance	107,620	138,269	432,499	396,861	396,861	396,861
525450 Subscription Services	320,841	453,431	715,958	808,179	808,179	808,179
525510 Legal Services	166,965	168,702	350,984	349,484	349,484	349,484
525515 Polygraph Services	11,460	11,070	10,500	10,000	10,000	10,000

MARION COUNTY FY 2021-22 BUDGET

LINE ITEM DETAIL

COUNTYWIDE						
Requirements						
	FY 18-19 ACTUAL	FY 19-20 ACTUAL	FY 20-21 BUDGET	FY 21-22 PROPOSED	FY 21-22 APPROVED	FY 21-22 ADOPTED
525540 Witnesses	45,169	33,452	35,195	35,195	35,195	35,195
525541 Witness Mileage Reimbursement	6,409	6,168	7,709	6,070	6,070	6,070
525550 Court Services	3,296	10,559	21,141	22,020	22,020	22,020
525555 Security Services	553,744	614,426	1,612,733	872,100	872,100	872,100
525560 Victim Emergency Services	4,360	4,881	80,801	90,009	90,009	90,009
525610 Insurance Adjustors	0	0	500	500	500	500
525620 Insurance Brokers	133,819	134,175	134,900	137,148	137,148	137,148
525630 Insurance Admin Services	111,806	114,719	128,400	140,552	140,552	140,552
525710 Printing Services	323,785	246,215	421,401	380,110	380,110	380,110
525715 Advertising	352,439	379,995	423,320	261,777	261,777	261,777
525735 Mail Services	249,564	261,164	258,471	230,818	230,818	230,818
525740 Document Disposal Services	54,995	48,673	56,011	53,181	53,181	53,181
525770 Interpreters and Translators	96,664	106,687	107,715	104,340	104,340	104,340
525810 Waste to Energy Contract	10,295,730	10,162,130	10,752,855	5,671,500	5,671,500	5,671,500
525830 Transfer Station Contracts	6,170,262	6,832,560	7,576,867	6,435,039	6,435,039	6,435,039
525841 Leachate Disposal	893,829	642,092	723,360	854,064	854,064	854,064
525850 Litter Patrol Services	6,701	5,071	7,500	7,500	7,500	7,500
525861 Ash Hauling Services	793,888	993,488	1,113,285	981,623	981,623	981,623
525862 Tire Hauling Services	57,629	66,738	63,418	69,864	69,864	69,864
525870 Hazardous Waste Disposal	486,555	395,075	573,825	602,825	602,825	602,825
525871 Battery Recycling	38,470	53,744	71,136	71,136	71,136	71,136
525880 Property Cleanup Services	0	244	20,000	20,000	20,000	20,000
525910 Fair 4H Contract	11,000	14,952	11,000	15,000	15,000	15,000
525915 Fair FFA Contract	6,122	2,248	6,300	6,300	6,300	6,300
525920 Fair Open Class	1,383	752	1,450	1,450	1,450	1,450
525925 Fair Entertainers	73,410	70,134	68,000	22,000	22,000	22,000
525930 Fair Events and Activities	59,860	22,324	47,931	16,000	16,000	16,000
525940 Fair Talent Show	1,175	0	1,000	0	0	0
525945 Fair Clean Up	4,286	3,571	5,200	5,500	5,500	5,500
525991 Match Payments	278,434	232,623	220,000	348,563	348,563	348,563
525999 Other Contracted Services	4,648,224	5,084,964	14,902,138	25,465,565	25,465,565	25,465,565
Total Contracted Services	40,406,418	39,764,687	60,283,995	60,525,389	60,525,389	60,525,389
Repairs and Maintenance						
526010 Office Equipment Maintenance	115,651	105,385	121,589	99,741	99,741	99,741
526011 Dept Equipment Maintenance	85,994	90,617	140,058	132,126	132,126	132,126
526012 Vehicle Maintenance	827,881	720,215	769,589	716,839	716,839	716,839
526013 Ferry Maintenance	1,179	5,282	30,000	30,000	30,000	30,000
526014 Radio Maintenance	36,775	62,041	133,796	186,250	186,250	186,250
526020 Computer Hardware Maintenance	166,855	189,432	154,728	193,391	193,391	193,391
526021 Computer Software Maintenance	1,364,494	1,496,765	1,740,381	2,837,036	2,837,036	2,837,036
526022 Telephone Maintenance	70,568	64,607	63,308	70,108	70,108	70,108

MARION COUNTY FY 2021-22 BUDGET

LINE ITEM DETAIL

COUNTYWIDE

Requirements

	FY 18-19 ACTUAL	FY 19-20 ACTUAL	FY 20-21 BUDGET	FY 21-22 PROPOSED	FY 21-22 APPROVED	FY 21-22 ADOPTED
526030 Building Maintenance	635,423	663,297	985,109	596,718	596,718	596,718
526031 Elevator Maintenance	21,153	20,957	24,000	30,000	30,000	30,000
526032 Roof Maintenance	1,913	5,476	10,000	10,000	10,000	10,000
526040 Remodels and Site Improvements	129,316	68,753	50,800	44,785	44,785	44,785
526050 Grounds Maintenance	178,625	139,112	199,350	230,625	230,625	230,625
526055 Park Maintenance	63,269	19,980	39,000	35,300	35,300	35,300
526060 Traffic Signal Maintenance	46,694	21,617	30,200	62,500	62,500	62,500
526061 Storm Drain Maintenance	0	0	0	2,500	2,500	2,500
526062 Sewer Maintenance	875	480	5,000	5,000	5,000	5,000
526070 Road Maintenance	(22)	0	0	0	0	0
Total Repairs and Maintenance	3,746,644	3,674,017	4,496,908	5,282,919	5,282,919	5,282,919
Rentals						
527100 Vehicle Rental	162,486	93,522	97,969	64,200	64,200	64,200
527110 Fleet Leases	1,579,755	1,566,037	1,842,652	1,880,246	1,880,246	1,880,246
527120 Motor Pool Mileage	43,740	84,894	100,845	92,850	92,850	92,850
527130 Parking	7,955	2,414	8,690	3,450	3,450	3,450
527140 County Parking	44,880	44,000	41,078	39,758	39,758	39,758
527200 Building Rental County	146,032	150,230	149,710	160,113	160,113	160,113
527210 Building Rental Private	2,443,401	2,195,133	2,202,224	2,452,024	2,452,024	2,452,024
527230 Fairgrounds Rental	7,490	11,502	98,128	11,000	11,000	11,000
527231 Fairgrounds Rental in Trade	59,940	14,915	41,500	15,000	15,000	15,000
527240 Condo Assn Assessments	208,187	227,039	288,823	294,718	294,718	294,718
527300 Equipment Rental	364,991	359,564	421,374	398,837	398,837	398,837
527310 Fair Equipment Rentals	31,330	55,280	54,050	55,000	55,000	55,000
Total Rentals	5,100,188	4,804,529	5,347,043	5,467,196	5,467,196	5,467,196
Insurance						
528110 Liability Insurance Premiums	41,317	39,866	42,880	43,940	43,940	43,940
528120 WC Insurance Premiums	137,992	101,660	107,752	84,442	84,442	84,442
528130 Property Insurance Premiums	211,609	258,092	290,044	333,551	333,551	333,551
528140 Malpractice Insurance Premiums	93,779	128,567	94,500	88,063	88,063	88,063
528150 Health Insurance Premiums	22,036,402	22,986,014	24,968,076	26,272,663	26,272,663	26,272,663
528160 Dental Insurance Premiums	2,007,159	2,007,444	2,077,357	2,212,837	2,212,837	2,212,837
528170 Life Insurance Premiums	150,316	156,153	186,345	248,455	248,455	248,455
528180 Disability Insurance Premiums	304,435	314,929	417,602	389,400	389,400	389,400
528190 County HSA Contributions	154,302	169,458	200,000	309,350	309,350	309,350
528210 Public Official Bonds	5,700	5,500	5,750	5,550	5,550	5,550
528220 Notary Bonds	999	1,099	1,797	1,686	1,686	1,686
528310 Excess Workers Comp Insurance	79,508	81,386	87,561	88,167	88,167	88,167
528320 Excess Liability Insurance	149,822	187,913	91,379	270,309	270,309	270,309
528410 Liability Claims	379,666	840,739	1,051,000	1,003,000	1,003,000	1,003,000
528415 Auto Claims	68,446	51,902	62,500	66,100	66,100	66,100

MARION COUNTY FY 2021-22 BUDGET

LINE ITEM DETAIL

COUNTYWIDE						
Requirements						
	FY 18-19 ACTUAL	FY 19-20 ACTUAL	FY 20-21 BUDGET	FY 21-22 PROPOSED	FY 21-22 APPROVED	FY 21-22 ADOPTED
528430 Unemployment Claims	181,578	234,623	448,404	316,259	316,259	316,259
528510 Workers Comp Claims	391,485	696,297	898,368	663,981	663,981	663,981
Total Insurance	26,394,514	28,261,642	31,031,315	32,397,753	32,397,753	32,397,753
Miscellaneous						
529110 Mileage Reimbursement	172,804	132,629	185,488	137,693	137,693	137,693
529120 Commercial Travel	46,341	25,929	73,826	71,173	71,173	71,173
529130 Meals	57,128	39,234	87,576	88,917	88,917	88,917
529140 Lodging	151,021	114,110	182,899	199,288	199,288	199,288
529210 Meetings	37,604	34,545	68,505	48,524	48,524	48,524
529220 Conferences	114,373	75,450	157,054	181,149	181,149	181,149
529230 Training	402,838	376,051	564,769	621,549	621,549	621,549
529250 Tuition Reimbursement	353	1,081	0	1,000	1,000	1,000
529300 Dues and Memberships	355,840	362,694	357,598	360,331	360,331	360,331
529430 Safety Incentives EAIP	7,391	10,827	60,000	30,000	30,000	30,000
529440 Safety Grants	2,989	2,156	6,500	6,500	6,500	6,500
529450 Wellness Grants	9,803	5,898	6,500	6,500	6,500	6,500
529540 Predatory Animals	63,270	61,288	78,783	78,783	78,783	78,783
529550 Water Master	8,700	8,700	8,700	8,700	8,700	8,700
529590 Special Programs Other	73,992	88,160	64,026	64,040	64,040	64,040
529610 Homicide Investigations	1,539	83	7,000	1,500	1,500	1,500
529620 Narcotics Investigations	0	0	3,596	3,596	3,596	3,596
529640 Victim Restitution	49,602	43,583	60,000	45,000	45,000	45,000
529650 Pre Employment Costs	107,973	68,500	84,935	76,890	76,890	76,890
529690 Other Investigations	36,356	44,630	88,765	28,090	28,090	28,090
529740 Fairs and Shows	40,533	39,066	52,550	46,125	46,125	46,125
529820 Vehicle Registration	4,762	8,817	5,750	5,850	5,850	5,850
529830 Dog Licenses	243	1,187	640	1,628	1,628	1,628
529840 Professional Licenses	16,208	5,292	20,705	21,305	21,305	21,305
529850 Device Licenses	37,945	8,776	7,318	12,344	12,344	12,344
529860 Permits	12,083	19,834	23,215	20,320	20,320	20,320
529870 DEQ Tonnage Assessment	327,619	375,608	397,899	397,899	397,899	397,899
529880 Recording Charges	12,896	44,081	34,200	32,850	32,850	32,850
529910 Awards and Recognition	21,722	21,516	67,778	63,149	63,149	63,149
529920 Auctions	0	699	2,000	30,000	30,000	30,000
529990 Taxes and Penalties	0	0	78,200	20,000	20,000	20,000
529998 Retroactive PERS Adjustments	10,603	(713)	30,000	30,000	30,000	30,000
529999 Miscellaneous Expense	103,393	123,843	853,353	185,595	185,595	185,595
Total Miscellaneous	2,287,921	2,143,551	3,720,128	2,926,288	2,926,288	2,926,288
Total Materials and Services	89,989,560	90,433,358	119,749,651	119,279,907	119,279,907	119,279,907
Administrative Charges						
611100 County Admin Allocation	2,183,265	1,915,318	2,342,427	2,769,078	2,769,078	2,769,078

MARION COUNTY FY 2021-22 BUDGET

LINE ITEM DETAIL

COUNTYWIDE

Requirements

	FY 18-19 ACTUAL	FY 19-20 ACTUAL	FY 20-21 BUDGET	FY 21-22 PROPOSED	FY 21-22 APPROVED	FY 21-22 ADOPTED
611210 Facilities Mgt Allocation	2,870,532	2,777,628	3,410,775	3,501,295	3,501,295	3,501,295
611220 Custodial Allocation	1,342,498	1,469,207	1,686,652	1,743,758	1,743,758	1,743,758
611230 Courier Allocation	63,823	70,064	78,162	94,527	94,527	94,527
611250 Risk Management Allocation	435,011	357,178	578,077	607,764	607,764	607,764
611255 Benefits Allocation	438,903	449,743	0	0	0	0
611260 Human Resources Allocation	1,674,972	1,675,455	2,657,415	2,842,772	2,842,772	2,842,772
611300 Legal Services Allocation	1,615,352	1,594,659	1,828,181	1,947,023	1,947,023	1,947,023
611400 Information Tech Allocation	4,565,169	4,720,103	5,594,467	5,956,012	5,956,012	5,956,012
611410 FIMS Allocation	2,722,549	2,897,809	2,384,455	2,672,912	2,672,912	2,672,912
611420 Telecommunications Allocation	560,416	534,389	612,930	651,355	651,355	651,355
611430 Info Tech Direct Charges	2,478,188	2,536,512	2,889,536	2,997,100	2,997,100	2,997,100
611600 Finance Allocation	2,600,908	2,646,219	3,141,079	3,263,660	3,263,660	3,263,660
611800 MCBEE Allocation	45,119	24,165	342,647	82,240	82,240	82,240
612100 IT Equipment Use Charges	680,330	475,009	890,000	890,000	890,000	890,000
614100 Liability Insurance Allocation	1,445,300	1,271,398	1,272,800	1,172,400	1,172,400	1,172,400
614200 WC Insurance Allocation	727,201	744,102	656,204	874,699	874,699	874,699
619900 Distributed Admin Charges	0	0	0	0	0	0
Total Administrative Charges	26,449,536	26,158,958	30,365,807	32,066,595	32,066,595	32,066,595
Capital Outlay						
531100 Office Equipment Capital	8,448	0	6,919	0	0	0
531300 Departmental Equipment Capital	782,350	1,064,084	2,673,304	2,288,908	2,288,908	2,288,908
531350 Canines	10,029	0	16,854	0	0	0
531600 Computer Hardware Capital	1,593,864	1,170,904	3,323,640	645,531	645,531	645,531
531700 Computer Software Capital	284,029	1,256,414	2,823,605	2,303,589	2,303,589	2,303,589
531800 Communicaton Systems	2,955	0	20,000	3,845,422	3,845,422	3,845,422
532100 Automobiles	410,860	1,631,362	2,586,879	1,642,144	1,642,144	1,642,144
532200 Pickups and Trucks	914,736	23,778	0	0	0	0
532400 Off Road Vehicles	314,602	113,555	170,132	0	0	0
532500 Road Maintenance Vehicles	491,161	710,605	775,702	1,586,513	1,586,513	1,586,513
532600 Ferries	51,476	528,256	797,600	1,090,250	1,090,250	1,090,250
533110 Road Resurfacing	5,304,888	3,981,920	4,460,000	3,000,000	3,000,000	3,000,000
533170 Road Construction	665,383	3,698,237	7,793,500	6,520,250	6,520,250	6,520,250
533180 Safety Improvements	859,830	186,239	1,657,750	2,566,750	2,566,750	2,566,750
533200 Traffic Signals	72,214	933,950	1,399,000	1,369,250	1,369,250	1,369,250
533500 Bridge Construction	1,157,227	192,916	2,411,321	6,325,085	6,325,085	6,325,085
534100 Building Construction	4,769,563	4,851,553	5,221,661	15,808,147	15,808,147	15,808,147
534101 Building Design	0	3,352	0	787,500	787,500	787,500
534150 Building Acquisitions	0	0	88,170	0	0	0
534300 Special Construction	859,569	0	31,109	217,576	217,576	217,576
534600 Site Improvements	1,351,502	511,338	1,642,167	1,503,856	1,503,856	1,503,856
535110 Right of Way	102,376	105,730	0	0	0	0

MARION COUNTY FY 2021-22 BUDGET

LINE ITEM DETAIL

COUNTYWIDE						
Requirements						
	FY 18-19 ACTUAL	FY 19-20 ACTUAL	FY 20-21 BUDGET	FY 21-22 PROPOSED	FY 21-22 APPROVED	FY 21-22 ADOPTED
535200 Purchased Land	0	0	2,625,000	2,625,000	2,625,000	2,625,000
539200 Uncapitalized IT Project Costs	0	0	0	31,500	31,500	31,500
Total Capital Outlay	20,007,061	20,964,191	40,524,313	54,157,271	54,157,271	54,157,271
Debt Service Principal						
541100 Principal Payments	5,335,544	5,931,418	5,979,267	7,117,731	7,117,731	7,117,731
Total Debt Service Principal	5,335,544	5,931,418	5,979,267	7,117,731	7,117,731	7,117,731
Debt Service Interest						
542100 Interest Payments	3,186,185	3,033,230	2,853,536	2,727,413	2,727,413	2,727,413
Total Debt Service Interest	3,186,185	3,033,230	2,853,536	2,727,413	2,727,413	2,727,413
Special Payments						
551100 Interfund Loan Disbursements	40,984	0	0	0	0	0
551200 Distributions to Schools	1,300,254	1,510,673	991,807	1,296,419	1,296,419	1,296,419
551300 Distributions to Tax Districts	150,000	450,000	665,883	136,160	136,160	136,160
551400 Community Support	0	849,000	3,547,390	0	0	0
Total Special Payments	1,491,237	2,809,673	5,205,080	1,432,579	1,432,579	1,432,579
Transfers Out						
561100 Transfer to General Fund	4,528,770	4,476,500	4,703,691	4,266,823	4,266,823	4,266,823
561115 Transfer to Non Dept Grants	4,200	51,014	61,014	51,014	51,014	51,014
561125 Transfer to Juvenile Grants	255,791	168,154	170,700	160,100	160,100	160,100
561130 Transfer to Public Works	148,366	350,626	351,186	375,499	375,499	375,499
561160 Xfer to Community Svcs Grants	3,000	7,247	3,000	3,000	3,000	3,000
561170 Transfer to Comm Development	0	0	830,000	300,000	300,000	300,000
561180 Transfer to Comm Corrections	209,549	168,154	170,700	160,100	160,100	160,100
561190 Transfer to Health	3,604,588	3,428,949	3,962,080	4,347,854	4,347,854	4,347,854
561220 Transfer to Child Support	379,721	385,192	457,328	493,480	493,480	493,480
561230 Transfer to Dog Services	932,105	928,091	1,209,117	1,326,202	1,326,202	1,326,202
561250 Transfer to Sheriff Grants	55,698	267,317	297,793	256,944	256,944	256,944
561270 Transfer to County Fair	129,940	84,915	70,000	70,000	70,000	70,000
561300 Transfer to DA Grants	130,742	97,460	57,095	84,657	84,657	84,657
561305 Transfer to Land Use Planning	700,495	642,029	860,580	869,705	869,705	869,705
561310 Transfer to Parks	221,595	194,214	171,443	263,915	263,915	263,915
561320 Transfer to Surveyor	101,659	101,659	101,659	140,342	140,342	140,342
561410 Transfer to Debt Service	3,831,826	3,824,039	3,825,879	4,624,931	4,624,931	4,624,931
561455 Xfer to Facility Renovation	1,000,000	1,830,000	737,993	1,945,943	1,945,943	1,945,943
561480 Xfer to Capital Impr Projects	6,678,914	3,001,879	3,525,993	3,869,683	3,869,683	3,869,683
561510 Transfer to Environmental Svcs	0	15,511	0	0	0	0
561580 Transfer to Central Services	513,031	561,341	644,420	594,332	594,332	594,332
561595 Transfer to Fleet Management	349,819	312,195	338,221	10,150	10,150	10,150
Total Transfers Out	23,779,809	20,896,485	22,549,892	24,214,674	24,214,674	24,214,674

MARION COUNTY FY 2021-22 BUDGET

LINE ITEM DETAIL

COUNTYWIDE						
Requirements						
	FY 18-19 ACTUAL	FY 19-20 ACTUAL	FY 20-21 BUDGET	FY 21-22 PROPOSED	FY 21-22 APPROVED	FY 21-22 ADOPTED
Contingency						
571010 Contingency	0	0	49,124,803	36,973,548	36,973,548	36,973,548
Total Contingency	0	0	49,124,803	36,973,548	36,973,548	36,973,548
Reserve for Future Expenditure						
572010 Reserve for Future Expenditure	0	0	11,407,257	38,469,658	38,469,658	38,469,658
Total Reserve for Future Expenditure	0	0	11,407,257	38,469,658	38,469,658	38,469,658
Ending Fund Balance						
573010 Unapprop Ending Fund Balance	0	0	51,550,676	71,461,108	71,461,108	71,461,108
573020 Capital Improvement Reserves	0	0	9,385,628	0	0	0
573050 Self Insurance Reserves	0	0	4,977,000	4,977,000	4,977,000	4,977,000
Total Ending Fund Balance	0	0	65,913,304	76,438,108	76,438,108	76,438,108
GRAND TOTAL	317,201,500	324,352,370	535,001,588	576,684,036	576,684,036	576,684,036

MARION COUNTY FY 2021-22 BUDGET

LINE ITEM DETAIL

GENERAL FUND

Resources

	FY 18-19 ACTUAL	FY 19-20 ACTUAL	FY 20-21 BUDGET	FY 21-22 PROPOSED	FY 21-22 APPROVED	FY 21-22 ADOPTED
Taxes						
311100 Property Taxes Current Year	71,564,386	74,167,114	77,089,265	80,172,836	80,172,836	80,172,836
311200 Property Taxes Prior Years	2,402,691	958,643	825,000	1,560,000	1,560,000	1,560,000
311300 Prop Tx Interest and Penalties	326,989	359,997	300,000	135,000	135,000	135,000
312200 Franchise Fees Cable TV	340,844	479,422	476,295	480,200	480,200	480,200
312201 Franchise Fees Cable PEG	0	110,553	142,900	110,000	110,000	110,000
312300 Severance Taxes	7,226	11,321	10,000	10,000	10,000	10,000
Total Taxes	74,642,137	76,087,050	78,843,460	82,468,036	82,468,036	82,468,036
Licenses and Permits						
321000 Marriage Licenses	58,700	55,750	60,000	50,000	50,000	50,000
Total Licenses and Permits	58,700	55,750	60,000	50,000	50,000	50,000
Intergovernmental Federal						
331001 Payment in Lieu of Taxes	411,171	93,134	85,000	85,000	85,000	85,000
331010 Secure Rural Schools Title I	375,259	354,866	350,000	320,200	320,200	320,200
331040 FEMA Disaster Assistance	0	0	0	999,247	999,247	999,247
331222 Oregon Housing Community Svcs	3,030	2,330	3,000	3,000	3,000	3,000
331223 Oregon Dept of Justice	21,661	15,378	2,880	4,595	4,595	4,595
331401 Coronavirus Relief Fund	0	1,320,856	6,852,343	0	0	0
331990 Other Federal Revenues	14,651	11,646	0	33,500,000	33,500,000	33,500,000
Total Intergovernmental Federal	825,772	1,798,211	7,293,223	34,912,042	34,912,042	34,912,042
Intergovernmental State						
332010 Chapter 530 Forest Rehab	2,834,395	176,064	178,012	740,000	740,000	740,000
332011 OLCC General	1,956,952	2,113,513	2,201,738	2,231,246	2,231,246	2,231,246
332014 Cigarette Tax	270,678	259,994	280,439	192,058	192,058	192,058
332015 Electric Coop Tax	179,450	169,178	180,000	175,000	175,000	175,000
332016 Amusement Devise Tax	75,427	33,523	50,000	50,000	50,000	50,000
332017 Private Rail Car Tax	4,211	3,581	4,000	5,000	5,000	5,000
332019 County Assmt Funding CAFFA	960,961	1,214,197	1,103,493	1,291,400	1,291,400	1,291,400
332990 Other State Revenues	8,514	145,284	79,950	364,800	364,800	364,800
Total Intergovernmental State	6,290,588	4,115,332	4,077,632	5,049,504	5,049,504	5,049,504
Charges for Services						
341042 Marion Cty Justice Court Fees	482,327	512,749	500,000	475,000	475,000	475,000
341070 Filing Fees	45,993	41,892	40,000	40,000	40,000	40,000
341080 Recording Fees	1,420,178	1,813,375	1,500,000	2,050,000	2,050,000	2,050,000
341090 Passport Application Fees	146,880	120,080	125,000	0	0	0
341100 Assessment and Taxation Fees	29,184	34,572	30,000	30,000	30,000	30,000
341110 Corner Restoration Record Fees	(171)	0	0	0	0	0
341150 Sheriff Service Fees	220,147	139,448	87,540	193,122	193,122	193,122
341170 Witness Fees	501	281	500	500	500	500

MARION COUNTY FY 2021-22 BUDGET

LINE ITEM DETAIL

GENERAL FUND

Resources

341180 Crime Report Fees	22,175	21,316	21,000	21,000	21,000	21,000
341280 Detention Fees	3,481	7,111	0	0	0	0
341400 Tax Collector Fees	89,584	76,730	100,000	75,000	75,000	75,000
341420 Assessor Fees	41,094	25,438	75,000	50,000	50,000	50,000
341430 Copy Machine Fees	209,361	15,983	15,000	0	0	0
341630 Service Charges	1,460	1,120	500	500	500	500
341635 Returned Check Fees	550	700	100	250	250	250
341680 Discovery Fees	0	229,611	155,000	155,000	155,000	155,000
341720 Appeal Fees	1,775	950	2,000	2,000	2,000	2,000
341820 County Clerk Records Fees	(18)	0	0	0	0	0
341840 Work Crew Fees	465,363	290,337	368,512	416,000	416,000	416,000
341940 Declaration Domestic Partners	150	150	200	200	200	200
341952 Styrofoam Recycling	24,510	23,653	27,000	20,000	20,000	20,000
341955 Wood and Compost Sales	37,733	49,075	48,000	50,000	50,000	50,000
341999 Other Fees	38,654	32,925	8,923	21,138	21,138	21,138
342200 Property Leases	0	3,007	5,000	3,000	3,000	3,000
342310 Parking Permits	247,627	243,568	226,000	226,000	226,000	226,000
342910 Public Records Request Charges	406	306	150	500	500	500
344100 Election Reimbursements	284,086	46,396	50,000	50,000	50,000	50,000
344300 Restitution	1,275	1,151	500	1,000	1,000	1,000
344701 Felony DUII Reimbursemt SB395	268,113	157,841	150,000	143,387	143,387	143,387
344999 Other Reimbursements	22,721	10,798	10,000	10,000	10,000	10,000
345100 Sale of Capital Assets	0	7,475	0	0	0	0
345400 Document Fees	0	111	0	0	0	0
347202 Code Enforcement Services	159,930	160,467	166,796	177,824	177,824	177,824
347501 Comm Svcs to Other Agencies	36,162	37,041	0	37,000	37,000	37,000
Total Charges for Services	4,301,231	4,105,656	3,712,721	4,248,421	4,248,421	4,248,421
Fines and Forfeitures						
351200 Traffic Fines	261,086	240,337	217,383	224,562	224,562	224,562
Total Fines and Forfeitures	261,086	240,337	217,383	224,562	224,562	224,562
Interest						
361000 Investment Earnings	646,414	587,346	450,000	350,000	350,000	350,000
365000 Investment Fee	456,592	465,174	400,000	350,000	350,000	350,000
Total Interest	1,103,005	1,052,519	850,000	700,000	700,000	700,000
Other Revenues						
371000 Miscellaneous Income	35,058	32,873	10,000	410,000	410,000	410,000
371100 Recoveries from Collections	93	0	0	0	0	0
372000 Over and Short	(299)	(373)	1,000	500	500	500
373100 Special Program Donations	343	0	0	0	0	0
374100 Block Grant Loan Principal	0	9,505	0	0	0	0
Total Other Revenues	35,195	42,005	11,000	410,500	410,500	410,500

MARION COUNTY FY 2021-22 BUDGET

LINE ITEM DETAIL

GENERAL FUND						
	Resources					
	FY 18-19 ACTUAL	FY 19-20 ACTUAL	FY 20-21 BUDGET	FY 21-22 PROPOSED	FY 21-22 APPROVED	FY 21-22 ADOPTED
General Fund Transfers						
381100 Transfer from General Fund	0	0	0	0	0	0
Total General Fund Transfers	0	0	0	0	0	0
Other Fund Transfers						
381170 Transfer from Comm Development	4,170	0	224,645	0	0	0
381180 Transfer from Comm Corrections	4,249,804	4,033,346	4,033,346	3,831,723	3,831,723	3,831,723
381185 Transfer from Criminal Justice	174,796	168,154	170,700	160,100	160,100	160,100
381255 Xfr from Traffic Safety Team	100,000	275,000	275,000	275,000	275,000	275,000
Total Other Fund Transfers	4,528,770	4,476,500	4,703,691	4,266,823	4,266,823	4,266,823
Settlements						
382100 Settlements	0	3,938	0	0	0	0
Total Settlements	0	3,938	0	0	0	0
Net Working Capital						
392000 Net Working Capital Unrestr	15,512,264	15,854,565	17,089,968	19,449,001	19,449,001	19,449,001
Total Net Working Capital	15,512,264	15,854,565	17,089,968	19,449,001	19,449,001	19,449,001
GRAND TOTAL	107,558,747	107,831,863	116,859,078	151,778,889	151,778,889	151,778,889

MARION COUNTY FY 2021-22 BUDGET

LINE ITEM DETAIL

GENERAL FUND

Requirements

	FY 18-19 ACTUAL	FY 19-20 ACTUAL	FY 20-21 BUDGET	FY 21-22 PROPOSED	FY 21-22 APPROVED	FY 21-22 ADOPTED
Personnel Services						
Salaries and Wages						
511020 Salaries and Wages Budget Only	0	0	(125,312)	0	0	0
511110 Regular Wages	25,587,382	26,853,073	34,406,054	35,714,593	35,714,593	35,714,593
511120 Temporary Wages	936,010	810,348	840,359	861,495	861,495	861,495
511130 Vacation Pay	1,714,328	1,691,691	0	0	0	0
511140 Sick Pay	928,448	1,097,842	0	0	0	0
511141 Emergency Sick Pay	0	14,347	0	0	0	0
511150 Holiday Pay	1,530,836	1,698,121	0	0	0	0
511160 Comp Time Pay	289,150	272,411	73,955	75,417	75,417	75,417
511180 Differential Pay	18,471	24,352	39,599	39,319	39,319	39,319
511210 Compensation Credits	850,501	805,504	781,153	764,441	764,441	764,441
511220 Pager Pay	65,346	57,479	61,180	61,575	61,575	61,575
511240 Leave Payoff	237,555	239,801	12,000	0	0	0
511250 Training Pay	0	0	30,851	27,249	27,249	27,249
511260 Election Workers	38,458	14,223	60,000	60,000	60,000	60,000
511270 Leadworker Pay	1,187	1,360	400	408	408	408
511280 Cell Phone Pay	7,696	7,358	4,543	5,629	5,629	5,629
511290 Health Insurance Waiver Pay	36,340	39,342	43,200	57,600	57,600	57,600
511410 Straight Pay	102,072	63,350	105,001	62,769	62,769	62,769
511420 Premium Pay	1,635,732	1,355,685	1,410,841	1,141,971	1,141,971	1,141,971
511430 Court Time	66,193	59,637	65,878	67,196	67,196	67,196
511450 Premium Pay Temps	7,300	4,169	120	0	0	0
511470 Extra Duty Contract Pay	(1,626)	(1,744)	0	0	0	0
511930 Clothing Allowance	6,333	6,000	8,200	8,200	8,200	8,200
Total Salaries and Wages	34,057,713	35,114,349	37,818,022	38,947,862	38,947,862	38,947,862
Fringe Benefits						
512010 Fringe Benefits Budget Only	0	0	598,562	533,156	533,156	533,156
512110 PERS	6,503,845	7,916,682	8,278,247	8,919,407	8,919,407	8,919,407
512120 401K	270,181	281,169	296,957	308,944	308,944	308,944
512130 PERS Debt Service	1,813,486	1,650,037	1,907,933	1,625,877	1,625,877	1,625,877
512200 FICA	2,560,623	2,630,405	2,742,321	2,844,930	2,844,930	2,844,930
512310 Medical Insurance	7,149,691	7,550,105	8,246,262	8,660,432	8,660,432	8,660,432
512320 Dental Insurance	665,852	670,400	690,868	729,708	729,708	729,708
512330 Group Term Life Insurance	52,488	55,320	72,639	83,014	83,014	83,014
512340 Long Term Disability Insurance	105,881	110,810	132,716	130,157	130,157	130,157
512400 Unemployment Insurance	102,693	105,695	105,696	109,609	109,609	109,609
512520 Workers Comp Insurance	11,457	10,230	15,368	15,406	15,406	15,406
512600 Wellness Program	17,650	18,094	19,412	19,472	19,472	19,472
512610 Employee Assistance Program	14,189	15,353	16,502	18,022	18,022	18,022

MARION COUNTY FY 2021-22 BUDGET

LINE ITEM DETAIL

GENERAL FUND						
Requirements						
512700 County HSA Contributions	38,910	48,789	44,883	56,225	56,225	56,225
Total Fringe Benefits	19,306,945	21,063,089	23,168,366	24,054,359	24,054,359	24,054,359
Total Personnel Services	53,364,658	56,177,438	60,986,388	63,002,221	63,002,221	63,002,221
Materials and Services						
Supplies						
521010 Office Supplies	116,177	111,719	124,230	122,465	122,465	122,465
521030 Field Supplies	81,273	107,045	84,090	70,995	70,995	70,995
521040 Institutional Supplies	208,763	247,418	200,263	210,679	210,679	210,679
521050 Janitorial Supplies	38,699	36,649	30,244	30,144	30,144	30,144
521060 Electrical Supplies	26	0	0	0	0	0
521070 Departmental Supplies	90,632	206,066	171,975	106,465	106,465	106,465
521080 Food Supplies	3,708	28,537	51,644	46,644	46,644	46,644
521090 Uniforms and Clothing	124,795	119,927	156,833	167,264	167,264	167,264
521100 Medical Supplies	52,996	56,459	53,091	53,391	53,391	53,391
521110 First Aid Supplies	2,945	2,278	4,545	4,530	4,530	4,530
521120 Drugs	275,895	239,822	236,852	212,818	212,818	212,818
521170 Educational Supplies	277	1,015	5,075	5,600	5,600	5,600
521190 Publications	4,743	9,109	8,037	7,905	7,905	7,905
521210 Gasoline	253,491	216,814	226,092	235,622	235,622	235,622
521220 Diesel	10,086	7,583	11,115	10,755	10,755	10,755
521230 Propane	316	264	130	130	130	130
521240 Automotive Supplies	1,360	1,389	1,500	1,500	1,500	1,500
521300 Safety Clothing	13,183	13,621	88,510	72,100	72,100	72,100
521310 Safety Equipment	2,299	49,450	20,130	1,300	1,300	1,300
Total Supplies	1,281,661	1,455,166	1,474,356	1,360,307	1,360,307	1,360,307
Materials						
522020 Crushed Rock	809	526	500	500	500	500
522060 Sign Materials	111	263	3,200	2,700	2,700	2,700
522080 Building Materials	1,603	1,364	1,000	1,000	1,000	1,000
522100 Parts	10,222	11,882	10,000	10,000	10,000	10,000
522110 Batteries	71	0	0	0	0	0
522120 Tires and Accessories	3,196	1,537	1,500	1,500	1,500	1,500
522140 Small Tools	4,944	5,651	3,500	4,500	4,500	4,500
522150 Small Office Equipment	56,029	52,831	85,068	52,252	52,252	52,252
522160 Small Departmental Equipment	69,948	91,749	328,136	93,968	93,968	93,968
522170 Computers Non Capital	95,566	109,174	346,160	40,485	40,485	40,485
522180 Software	22,941	31,617	59,871	19,973	19,973	19,973
522500 Materials for Resale	1,444	(708)	500	500	500	500
Total Materials	266,884	305,887	839,435	227,378	227,378	227,378
Communications						
523010 Telephone Equipment	2,292	4,085	3,500	6,148	6,148	6,148
523020 Phone and Communication	46,513	49,412	45,907	49,142	49,142	49,142

MARION COUNTY FY 2021-22 BUDGET

LINE ITEM DETAIL

GENERAL FUND

Requirements

Svcs						
523040 Data Connections	60,509	68,443	77,487	79,765	79,765	79,765
523050 Postage	118,721	88,386	111,229	149,691	149,691	149,691
523060 Cellular Phones	92,958	118,505	110,052	139,470	139,470	139,470
523090 Long Distance Charges	6,213	6,848	9,822	8,283	8,283	8,283
523100 Radios and Accessories	22,472	105,754	16,286	43,900	43,900	43,900
Total Communications	349,678	441,434	374,283	476,399	476,399	476,399
Utilities						
524010 Electricity	750,390	713,346	716,347	700,474	700,474	700,474
524020 City Operations and St Lights	2,989	3,540	2,858	3,853	3,853	3,853
524040 Natural Gas	131,531	121,511	128,074	108,209	108,209	108,209
524050 Water	95,224	102,153	107,713	107,226	107,226	107,226
524070 Sewer	186,100	228,481	212,571	237,559	237,559	237,559
524090 Garbage Disposal and Recycling	61,254	62,489	51,519	53,678	53,678	53,678
Total Utilities	1,227,489	1,231,520	1,219,082	1,210,999	1,210,999	1,210,999
Contracted Services						
525110 Consulting Services	46,486	184,287	211,000	120,752	120,752	120,752
525153 Fiscal Agent Services	3,300	0	53,835	0	0	0
525155 Credit Card Fees	25	76	0	300	300	300
525156 Bank Services	6,736	22,867	54,000	59,000	59,000	59,000
525158 Armored Car Services	32,124	31,158	38,000	38,000	38,000	38,000
525175 Temporary Staffing	10,850	12,254	19,177	0	0	0
525210 Medical Services	451,466	460,696	453,691	463,660	463,660	463,660
525211 Psychiatric Services	17,632	16,410	10,990	17,920	17,920	17,920
525215 Dental Services	43,832	42,038	45,283	54,000	54,000	54,000
525220 Hospital Services	340,445	158,827	131,328	127,010	127,010	127,010
525225 Ambulance Services	11,148	9,973	15,000	10,000	10,000	10,000
525235 Laboratory Services	19,507	23,924	18,850	19,080	19,080	19,080
525240 XRay Services	21,937	9,018	11,000	15,000	15,000	15,000
525246 Transcription Services	358	325	500	500	500	500
525261 Social Services	29	0	0	0	0	0
525310 Laundry Services	20,502	27,506	23,500	32,000	32,000	32,000
525320 Food Services	992,232	977,972	1,206,414	1,233,420	1,233,420	1,233,420
525330 Transportation Services	2,339	520	4,050	1,050	1,050	1,050
525340 Counseling and Mentoring Svcs	0	289	0	0	0	0
525345 Youth Stipends	39,778	40,734	36,000	37,000	37,000	37,000
525350 Janitorial Services	6,011	6,477	6,420	6,420	6,420	6,420
525360 Public Works Services	27,866	40,994	49,950	64,800	64,800	64,800
525400 Public Safety Program Services	8,203	5,151	10,058	10,780	10,780	10,780
525410 Dispatch Services	1,044,707	1,101,975	1,090,935	1,071,361	1,071,361	1,071,361
525415 Cable Access Services	0	257,699	289,100	258,800	258,800	258,800

MARION COUNTY FY 2021-22 BUDGET

LINE ITEM DETAIL

GENERAL FUND						
Requirements						
525420 Regional Area Info Network	14,972	10,932	10,932	10,932	10,932	10,932
525430 Programming and Data Services	192,418	208,063	228,461	228,134	228,134	228,134
525440 Client Assistance	1,477	1,098	800	800	800	800
525450 Subscription Services	53,773	55,102	281,917	193,236	193,236	193,236
525510 Legal Services	50,711	102,527	208,400	206,900	206,900	206,900
525515 Polygraph Services	5	0	0	0	0	0
525540 Witnesses	35,336	33,452	35,145	35,145	35,145	35,145
525541 Witness Mileage Reimbursement	6,394	6,168	7,659	6,020	6,020	6,020
525550 Court Services	1,527	2,079	2,820	2,820	2,820	2,820
525555 Security Services	23,398	17,108	233,502	31,451	31,451	31,451
525560 Victim Emergency Services	66	0	0	0	0	0
525630 Insurance Admin Services	8,712	7,920	10,000	10,000	10,000	10,000
525710 Printing Services	256,305	188,421	313,571	321,548	321,548	321,548
525715 Advertising	11,986	6,840	24,332	20,932	20,932	20,932
525735 Mail Services	165,198	160,681	154,689	138,345	138,345	138,345
525740 Document Disposal Services	18,373	21,608	23,626	22,891	22,891	22,891
525770 Interpreters and Translators	17,424	16,976	16,690	17,090	17,090	17,090
525870 Hazardous Waste Disposal	6,940	6,894	5,725	5,725	5,725	5,725
525880 Property Cleanup Services	0	134	0	0	0	0
525930 Fair Events and Activities	35	0	0	0	0	0
525999 Other Contracted Services	487,955	441,816	2,069,506	3,276,180	3,276,180	3,276,180
Total Contracted Services	4,500,517	4,718,991	7,406,856	8,169,002	8,169,002	8,169,002
Repairs and Maintenance						
526010 Office Equipment Maintenance	83,194	78,136	92,453	75,546	75,546	75,546
526011 Dept Equipment Maintenance	21,967	18,915	28,384	26,200	26,200	26,200
526012 Vehicle Maintenance	41,382	36,554	36,994	36,994	36,994	36,994
526014 Radio Maintenance	4,085	2,956	97,296	127,250	127,250	127,250
526020 Computer Hardware Maintenance	549	2,205	5,500	7,370	7,370	7,370
526021 Computer Software Maintenance	110,188	113,236	471,935	682,443	682,443	682,443
526022 Telephone Maintenance	0	0	1,200	1,200	1,200	1,200
526030 Building Maintenance	127,725	279,752	525,008	147,845	147,845	147,845
526040 Remodels and Site Improvements	6,618	10,167	6,800	6,535	6,535	6,535
526050 Grounds Maintenance	117	0	500	500	500	500
526060 Traffic Signal Maintenance	0	(226)	0	0	0	0
Total Repairs and Maintenance	395,826	541,694	1,266,070	1,111,883	1,111,883	1,111,883
Rentals						
527100 Vehicle Rental	3,453	2,624	9,644	7,850	7,850	7,850
527110 Fleet Leases	737,773	710,764	884,634	891,140	891,140	891,140
527120 Motor Pool Mileage	7,819	5,466	6,145	5,825	5,825	5,825

MARION COUNTY FY 2021-22 BUDGET

LINE ITEM DETAIL

GENERAL FUND						
	Requirements					
527130 Parking	3,752	1,484	6,440	1,750	1,750	1,750
527140 County Parking	33,660	34,100	32,498	33,158	33,158	33,158
527210 Building Rental Private	328,746	327,660	379,737	393,751	393,751	393,751
527230 Fairgrounds Rental	0	0	83,948	0	0	0
527240 Condo Assn Assessments	116,822	127,402	154,667	157,555	157,555	157,555
527300 Equipment Rental	79,506	82,037	118,205	105,674	105,674	105,674
Total Rentals	1,311,531	1,291,535	1,675,918	1,596,703	1,596,703	1,596,703
Insurance						
528110 Liability Insurance Premiums	3,135	0	3,200	3,200	3,200	3,200
528140 Malpractice Insurance Premiums	24,655	52,599	24,500	33,063	33,063	33,063
528210 Public Official Bonds	4,350	4,350	4,350	4,350	4,350	4,350
528220 Notary Bonds	839	979	1,417	1,386	1,386	1,386
528410 Liability Claims	0	10,000	0	0	0	0
528415 Auto Claims	9,238	4,459	0	0	0	0
Total Insurance	42,218	72,387	33,467	41,999	41,999	41,999
Miscellaneous						
529110 Mileage Reimbursement	33,491	25,920	32,890	32,890	32,890	32,890
529120 Commercial Travel	15,856	8,245	17,813	20,395	20,395	20,395
529130 Meals	22,673	18,066	25,265	34,048	34,048	34,048
529140 Lodging	65,811	44,432	52,111	69,851	69,851	69,851
529210 Meetings	7,517	8,295	12,350	12,800	12,800	12,800
529220 Conferences	28,952	27,617	29,840	29,840	29,840	29,840
529230 Training	76,416	86,962	156,514	217,240	217,240	217,240
529250 Tuition Reimbursement	0	290	0	1,000	1,000	1,000
529300 Dues and Memberships	250,226	235,488	236,031	235,796	235,796	235,796
529540 Predatory Animals	63,270	61,288	78,783	78,783	78,783	78,783
529550 Water Master	8,700	8,700	8,700	8,700	8,700	8,700
529610 Homicide Investigations	1,539	83	7,000	1,500	1,500	1,500
529640 Victim Restitution	49,602	43,583	60,000	45,000	45,000	45,000
529650 Pre Employment Costs	76,351	39,396	50,610	45,610	45,610	45,610
529690 Other Investigations	6,122	17,549	4,300	3,200	3,200	3,200
529740 Fairs and Shows	742	961	4,800	5,000	5,000	5,000
529830 Dog Licenses	96	0	140	128	128	128
529840 Professional Licenses	305	400	700	450	450	450
529850 Device Licenses	0	380	1,255	1,255	1,255	1,255
529860 Permits	500	535	420	420	420	420
529880 Recording Charges	9,280	38,347	28,000	28,000	28,000	28,000
529910 Awards and Recognition	10,441	5,047	25,733	14,254	14,254	14,254
529998 Retroactive PERS Adjustments	10,603	(713)	30,000	30,000	30,000	30,000
529999 Miscellaneous Expense	1,312	404	500	500	500	500
Total Miscellaneous	739,804	671,275	863,755	916,660	916,660	916,660
Total Materials and Services	10,115,609	10,729,891	15,153,222	15,111,330	15,111,330	15,111,330

MARION COUNTY FY 2021-22 BUDGET

LINE ITEM DETAIL

GENERAL FUND

Requirements

	FY 18-19 ACTUAL	FY 19-20 ACTUAL	FY 20-21 BUDGET	FY 21-22 PROPOSED	FY 21-22 APPROVED	FY 21-22 ADOPTED
Administrative Charges						
611100 County Admin Allocation	688,943	595,310	724,349	839,330	839,330	839,330
611210 Facilities Mgt Allocation	2,024,959	1,961,003	2,362,711	2,407,122	2,407,122	2,407,122
611220 Custodial Allocation	796,114	893,114	1,006,421	966,576	966,576	966,576
611230 Courier Allocation	21,867	23,795	26,054	30,691	30,691	30,691
611250 Risk Management Allocation	241,124	186,917	305,195	300,644	300,644	300,644
611255 Benefits Allocation	150,384	152,733	0	0	0	0
611260 Human Resources Allocation	573,907	568,979	869,331	906,781	906,781	906,781
611300 Legal Services Allocation	561,819	484,656	568,966	561,830	561,830	561,830
611400 Information Tech Allocation	1,579,272	1,546,976	1,887,893	2,009,429	2,009,429	2,009,429
611410 FIMS Allocation	840,868	876,786	720,486	792,971	792,971	792,971
611420 Telecommunications Allocation	196,424	177,672	206,219	224,874	224,874	224,874
611430 Info Tech Direct Charges	1,171,677	1,100,503	1,168,725	1,104,904	1,104,904	1,104,904
611600 Finance Allocation	699,966	692,067	811,458	841,077	841,077	841,077
611800 MCBEE Allocation	13,312	6,979	98,557	23,360	23,360	23,360
612100 IT Equipment Use Charges	235,939	160,220	302,867	306,872	306,872	306,872
614100 Liability Insurance Allocation	844,300	686,899	696,999	599,200	599,200	599,200
614200 WC Insurance Allocation	322,100	338,901	299,200	398,299	398,299	398,299
Total Administrative Charges	10,962,975	10,453,510	12,055,431	12,313,960	12,313,960	12,313,960
Capital Outlay						
531300 Departmental Equipment Capital	0	0	650,692	0	0	0
531600 Computer Hardware Capital	0	0	36,438	0	0	0
531700 Computer Software Capital	0	0	36,665	0	0	0
534150 Building Acquisitions	0	0	88,170	0	0	0
Total Capital Outlay	0	0	811,965	0	0	0
Special Payments						
551400 Community Support	0	0	3,497,390	0	0	0
Total Special Payments	0	0	3,497,390	0	0	0
Transfers Out						
561115 Transfer to Non Dept Grants	4,200	51,014	61,014	51,014	51,014	51,014
561125 Transfer to Juvenile Grants	80,995	0	0	0	0	0
561130 Transfer to Public Works	145,534	347,574	225,936	242,249	242,249	242,249
561160 Xfer to Community Svcs Grants	2,000	6,247	2,000	2,000	2,000	2,000
561170 Transfer to Comm Development	0	0	330,000	300,000	300,000	300,000
561190 Transfer to Health	3,604,588	3,428,949	3,962,080	4,347,854	4,347,854	4,347,854
561220 Transfer to Child Support	379,721	385,192	457,328	493,480	493,480	493,480
561230 Transfer to Dog Services	932,105	928,091	1,209,117	1,326,202	1,326,202	1,326,202
561250 Transfer to Sheriff Grants	27,067	52,123	45,222	0	0	0
561270 Transfer to County Fair	129,940	84,915	70,000	70,000	70,000	70,000

MARION COUNTY FY 2021-22 BUDGET

LINE ITEM DETAIL

GENERAL FUND						
Requirements						
561300 Transfer to DA Grants	130,742	97,460	57,095	84,657	84,657	84,657
561305 Transfer to Land Use Planning	376,495	318,029	536,580	545,705	545,705	545,705
561310 Transfer to Parks	221,595	179,759	171,443	263,915	263,915	263,915
561320 Transfer to Surveyor	101,659	101,659	101,659	140,342	140,342	140,342
561410 Transfer to Debt Service	3,334,486	3,326,699	3,328,539	3,331,214	3,331,214	3,331,214
561455 Xfer to Facility Renovation	1,000,000	580,000	0	100,000	100,000	100,000
561480 Xfer to Capital Impr Projects	6,259,835	3,001,879	1,203,417	3,172,902	3,172,902	3,172,902
561580 Transfer to Central Services	473,632	491,466	564,734	514,832	514,832	514,832
561595 Transfer to Fleet Management	56,346	0	32,700	10,150	10,150	10,150
Total Transfers Out	17,260,940	13,381,056	12,358,864	14,996,516	14,996,516	14,996,516
Contingency						
571010 Contingency	0	0	2,380,618	2,710,598	2,710,598	2,710,598
Total Contingency	0	0	2,380,618	2,710,598	2,710,598	2,710,598
Reserve for Future Expenditure						
572010 Reserve for Future Expenditure	0	0	2,122,230	33,500,000	33,500,000	33,500,000
Total Reserve for Future Expenditure	0	0	2,122,230	33,500,000	33,500,000	33,500,000
Ending Fund Balance						
573010 Unapprop Ending Fund Balance	0	0	7,492,970	10,144,264	10,144,264	10,144,264
Total Ending Fund Balance	0	0	7,492,970	10,144,264	10,144,264	10,144,264
GRAND TOTAL	91,704,182	90,741,895	116,859,078	151,778,889	151,778,889	151,778,889

MARION COUNTY FY 2021-22 BUDGET

LINE ITEM DETAIL

CENTRAL SERVICES						
Resources						
	FY 18-19 ACTUAL	FY 19-20 ACTUAL	FY 20-21 BUDGET	FY 21-22 PROPOSED	FY 21-22 APPROVED	FY 21-22 ADOPTED
Intergovernmental Federal						
331401 Coronavirus Relief Fund	0	108,183	10,925	0	0	0
Total Intergovernmental Federal	0	108,183	10,925	0	0	0
Charges for Services						
341430 Copy Machine Fees	163	108	0	0	0	0
341620 User Fees	262,321	371,867	209,661	216,102	216,102	216,102
341690 Attorney Fees	243,482	232,606	196,900	218,500	218,500	218,500
341999 Other Fees	35	0	0	0	0	0
342200 Property Leases	10,178	3,041	0	0	0	0
342910 Public Records Request Charges	399	509	100	300	300	300
344250 Telephone Use Reimbursement	92,890	70,012	30,570	32,784	32,784	32,784
344800 EAIP Reimbursement	4,200	4,080	1,500	1,500	1,500	1,500
344999 Other Reimbursements	2,187	5,166	1,250	650	650	650
345300 Surplus Property Sales	0	55	250	0	0	0
347101 Central Svcs to Other Agencies	152,463	138,941	127,940	126,739	126,739	126,739
348700 Wellness Program	53,754	54,104	45,000	54,100	54,100	54,100
Total Charges for Services	822,073	880,487	613,171	650,675	650,675	650,675
Admin Cost Recovery						
411100 County Admin Allocation	2,183,265	1,915,318	2,342,735	2,769,078	2,769,078	2,769,078
411200 Business Services Allocation	0	0	711,330	805,735	805,735	805,735
411210 Facilities Mgt Allocation	2,870,532	2,777,628	3,059,633	3,168,578	3,168,578	3,168,578
411220 Custodial Allocation	1,342,498	1,469,207	1,354,411	1,374,042	1,374,042	1,374,042
411230 Courier Allocation	63,823	70,064	64,369	75,771	75,771	75,771
411250 Risk Management Allocation	435,011	357,178	511,599	523,218	523,218	523,218
411255 Benefits Allocation	438,903	449,743	575,049	0	0	0
411260 Human Resources Allocation	1,674,972	1,675,455	2,058,579	2,842,771	2,842,771	2,842,771
411300 Legal Services Allocation	1,392,363	1,377,420	1,634,117	1,748,923	1,748,923	1,748,923
411400 Information Tech Allocation	7,603,773	7,791,004	9,899,842	12,277,380	12,277,380	12,277,380
411410 FIMS Allocation	2,722,549	2,897,809	1,520,198	0	0	0
411600 Finance Allocation	2,600,908	2,646,219	3,070,854	3,273,446	3,273,446	3,273,446
411800 MCBEE Allocation	45,119	24,165	342,645	82,238	82,238	82,238
Total Admin Cost Recovery	23,373,716	23,451,210	27,145,361	28,941,180	28,941,180	28,941,180
Other Revenues						
371000 Miscellaneous Income	199	10	0	0	0	0
Total Other Revenues	199	10	0	0	0	0
General Fund Transfers						
381100 Transfer from General Fund	473,632	491,466	564,734	514,832	514,832	514,832
Total General Fund Transfers	473,632	491,466	564,734	514,832	514,832	514,832

MARION COUNTY FY 2021-22 BUDGET

LINE ITEM DETAIL

CENTRAL SERVICES						
	Resources					
	FY 18-19 ACTUAL	FY 19-20 ACTUAL	FY 20-21 BUDGET	FY 21-22 PROPOSED	FY 21-22 APPROVED	FY 21-22 ADOPTED
Other Fund Transfers						
381155 Xfr from Tax Title Land Sales	39,399	69,875	79,686	79,500	79,500	79,500
Total Other Fund Transfers	39,399	69,875	79,686	79,500	79,500	79,500
GRAND TOTAL	24,709,019	25,001,232	28,413,877	30,186,187	30,186,187	30,186,187

MARION COUNTY FY 2021-22 BUDGET

LINE ITEM DETAIL

CENTRAL SERVICES

Requirements

	FY 18-19 ACTUAL	FY 19-20 ACTUAL	FY 20-21 BUDGET	FY 21-22 PROPOSED	FY 21-22 APPROVED	FY 21-22 ADOPTED
Personnel Services						
Salaries and Wages						
511020 Salaries and Wages Budget Only	0	0	(108,821)	0	0	0
511110 Regular Wages	9,472,637	9,689,108	13,170,720	14,214,374	14,214,374	14,214,374
511120 Temporary Wages	49,704	38,345	34,075	35,053	35,053	35,053
511130 Vacation Pay	669,957	581,506	0	0	0	0
511140 Sick Pay	429,896	425,287	0	0	0	0
511141 Emergency Sick Pay	0	14,214	0	0	0	0
511150 Holiday Pay	502,418	529,661	0	0	0	0
511160 Comp Time Pay	23,768	20,598	14,700	9,900	9,900	9,900
511180 Differential Pay	17,126	15,859	18,000	18,000	18,000	18,000
511210 Compensation Credits	210,358	188,975	179,228	186,564	186,564	186,564
511220 Pager Pay	51,123	52,245	52,750	51,000	51,000	51,000
511240 Leave Payoff	130,209	93,020	72,017	23,500	23,500	23,500
511250 Training Pay	20,656	16,912	0	0	0	0
511270 Leadworker Pay	3,309	3,630	3,450	5,750	5,750	5,750
511280 Cell Phone Pay	4,264	2,048	0	1,080	1,080	1,080
511290 Health Insurance Waiver Pay	25,070	30,703	33,600	36,000	36,000	36,000
511410 Straight Pay	281	410	0	0	0	0
511420 Premium Pay	36,844	39,888	26,476	39,935	39,935	39,935
511450 Premium Pay Temps	48	158	0	0	0	0
Total Salaries and Wages	11,647,669	11,742,567	13,496,195	14,621,156	14,621,156	14,621,156
Fringe Benefits						
512010 Fringe Benefits Budget Only	0	0	(77,362)	14,777	14,777	14,777
512110 PERS	2,055,723	2,502,853	3,079,965	3,451,581	3,451,581	3,451,581
512120 401K	177,337	169,530	208,712	229,369	229,369	229,369
512130 PERS Debt Service	760,667	673,870	716,666	642,452	642,452	642,452
512200 FICA	861,287	870,440	1,018,716	1,099,160	1,099,160	1,099,160
512310 Medical Insurance	2,322,696	2,318,187	2,728,260	2,895,106	2,895,106	2,895,106
512320 Dental Insurance	209,407	198,586	229,326	243,732	243,732	243,732
512330 Group Term Life Insurance	20,129	20,267	25,453	33,755	33,755	33,755
512340 Long Term Disability Insurance	39,476	39,260	54,845	52,872	52,872	52,872
512400 Unemployment Insurance	35,021	35,285	40,191	43,323	43,323	43,323
512520 Workers Comp Insurance	3,600	3,202	5,527	5,551	5,551	5,551
512600 Wellness Program	6,178	6,112	7,160	7,240	7,240	7,240
512610 Employee Assistance Program	4,961	5,186	6,076	6,719	6,719	6,719
512700 County HSA Contributions	35,272	27,578	22,100	26,650	26,650	26,650
Total Fringe Benefits	6,531,754	6,870,355	8,065,635	8,752,287	8,752,287	8,752,287
Total Personnel Services	18,179,423	18,612,923	21,561,830	23,373,443	23,373,443	23,373,443

MARION COUNTY FY 2021-22 BUDGET

LINE ITEM DETAIL

CENTRAL SERVICES

Requirements

	FY 18-19 ACTUAL	FY 19-20 ACTUAL	FY 20-21 BUDGET	FY 21-22 PROPOSED	FY 21-22 APPROVED	FY 21-22 ADOPTED
Materials and Services						
Supplies						
521010 Office Supplies	28,082	28,521	33,324	31,345	31,345	31,345
521030 Field Supplies	4	0	0	0	0	0
521050 Janitorial Supplies	79,130	76,198	88,000	89,800	89,800	89,800
521052 Janitorial Floor Care	3,529	2,358	2,500	1,500	1,500	1,500
521060 Electrical Supplies	19,067	12,854	30,000	25,000	25,000	25,000
521070 Departmental Supplies	38,953	35,982	28,550	29,079	29,079	29,079
521080 Food Supplies	133	0	0	0	0	0
521090 Uniforms and Clothing	4,257	2,020	4,350	6,470	6,470	6,470
521110 First Aid Supplies	25	0	175	425	425	425
521140 Vaccines	390	180	500	500	500	500
521190 Publications	5,598	7,406	8,857	11,601	11,601	11,601
521210 Gasoline	9,440	8,508	8,277	7,050	7,050	7,050
521220 Diesel	2,513	1,627	1,000	1,000	1,000	1,000
521230 Propane	31	41	150	150	150	150
521300 Safety Clothing	332	431	500	500	500	500
521310 Safety Equipment	643	8,040	5,000	5,000	5,000	5,000
Total Supplies	192,127	184,165	211,183	209,420	209,420	209,420
Materials						
522060 Sign Materials	1,251	150	0	50	50	50
522070 Paint	1,085	227	1,000	500	500	500
522110 Batteries	5,511	9,448	10,350	10,325	10,325	10,325
522120 Tires and Accessories	50	0	0	0	0	0
522140 Small Tools	2,456	4,579	4,150	4,600	4,600	4,600
522150 Small Office Equipment	19,286	25,998	22,210	14,525	14,525	14,525
522160 Small Departmental Equipment	11,588	21,358	11,050	8,752	8,752	8,752
522170 Computers Non Capital	500,109	288,386	353,702	194,904	194,904	194,904
522180 Software	65,991	73,997	24,951	62,431	62,431	62,431
Total Materials	607,328	424,144	427,413	296,087	296,087	296,087
Communications						
523010 Telephone Equipment	1,907	1,413	1,500	1,500	1,500	1,500
523015 Video Security Equipment	86,103	72,548	85,865	85,865	85,865	85,865
523020 Phone and Communication Svcs	137,598	158,220	163,631	159,820	159,820	159,820
523040 Data Connections	21,641	8,847	31,218	30,662	30,662	30,662
523050 Postage	4,572	2,959	5,280	5,425	5,425	5,425
523060 Cellular Phones	29,690	46,270	45,018	51,563	51,563	51,563
523070 Pagers	1,252	1,115	0	0	0	0

MARION COUNTY FY 2021-22 BUDGET

LINE ITEM DETAIL

CENTRAL SERVICES						
	Requirements					
	FY 18-19 ACTUAL	FY 19-20 ACTUAL	FY 20-21 BUDGET	FY 21-22 PROPOSED	FY 21-22 APPROVED	FY 21-22 ADOPTED
523090 Long Distance Charges	5,125	7,324	6,448	9,170	9,170	9,170
Total Communications	287,887	298,696	338,960	344,005	344,005	344,005
Utilities						
524010 Electricity	93,241	98,097	89,615	123,653	123,653	123,653
524020 City Operations and St Lights	60	63	60	591	591	591
524040 Natural Gas	3,481	3,875	3,083	20,008	20,008	20,008
524050 Water	4,033	2,443	2,821	2,346	2,346	2,346
524070 Sewer	7,081	3,331	5,750	4,718	4,718	4,718
524090 Garbage Disposal and Recycling	11,810	13,828	13,273	24,000	24,000	24,000
Total Utilities	119,706	121,637	114,602	175,316	175,316	175,316
Contracted Services						
525110 Consulting Services	3,112	0	343,200	78,000	78,000	78,000
525150 Audit Services	93,420	128,525	123,000	126,450	126,450	126,450
525152 Accounting Services	0	1,598	0	0	0	0
525153 Fiscal Agent Services	990	2,490	1,000	2,500	2,500	2,500
525160 Wellness Services	4,159	1,674	13,340	13,340	13,340	13,340
525175 Temporary Staffing	5,074	9,515	10,000	10,000	10,000	10,000
525177 Employment Agencies	14,179	0	0	0	0	0
525355 Engineering Services	0	2,651	5,000	2,500	2,500	2,500
525360 Public Works Services	83	0	0	0	0	0
525450 Subscription Services	167,450	273,280	306,255	364,190	364,190	364,190
525510 Legal Services	111,931	63,749	111,384	111,384	111,384	111,384
525540 Witnesses	161	0	50	50	50	50
525541 Witness Mileage Reimbursement	14	0	50	50	50	50
525620 Insurance Brokers	104,296	85,620	98,000	98,000	98,000	98,000
525630 Insurance Admin Services	25,578	22,766	30,000	30,000	30,000	30,000
525710 Printing Services	9,062	5,511	14,530	11,490	11,490	11,490
525715 Advertising	8,501	14,482	12,285	10,425	10,425	10,425
525735 Mail Services	13,693	14,264	14,050	17,020	17,020	17,020
525740 Document Disposal Services	766	714	1,350	1,300	1,300	1,300
525770 Interpreters and Translators	180	80	0	0	0	0
525999 Other Contracted Services	664,665	763,287	267,758	158,094	158,094	158,094
Total Contracted Services	1,227,316	1,390,204	1,351,252	1,034,793	1,034,793	1,034,793
Repairs and Maintenance						
526010 Office Equipment Maintenance	484	100	400	400	400	400
526011 Dept Equipment Maintenance	2,007	9,801	10,000	10,420	10,420	10,420
526012 Vehicle Maintenance	753	1,613	1,000	2,000	2,000	2,000
526020 Computer Hardware Maintenance	161,176	187,227	145,028	179,621	179,621	179,621

MARION COUNTY FY 2021-22 BUDGET

LINE ITEM DETAIL

CENTRAL SERVICES

Requirements

	FY 18-19 ACTUAL	FY 19-20 ACTUAL	FY 20-21 BUDGET	FY 21-22 PROPOSED	FY 21-22 APPROVED	FY 21-22 ADOPTED
526021 Computer Software Maintenance	1,085,709	1,207,562	1,070,279	1,214,920	1,214,920	1,214,920
526022 Telephone Maintenance	58,700	52,249	53,208	54,803	54,803	54,803
526030 Building Maintenance	303,277	170,887	240,751	238,098	238,098	238,098
526031 Elevator Maintenance	21,153	20,957	24,000	30,000	30,000	30,000
526032 Roof Maintenance	1,890	5,476	5,000	5,000	5,000	5,000
526040 Remodels and Site Improvements	1,255	0	0	0	0	0
526050 Grounds Maintenance	100,576	104,189	81,000	82,000	82,000	82,000
526070 Road Maintenance	(22)	0	0	0	0	0
Total Repairs and Maintenance	1,736,958	1,760,063	1,630,666	1,817,262	1,817,262	1,817,262
Rentals						
527100 Vehicle Rental	257	0	200	200	200	200
527110 Fleet Leases	34,404	31,433	36,396	44,153	44,153	44,153
527120 Motor Pool Mileage	4,488	3,195	6,750	5,500	5,500	5,500
527130 Parking	226	227	375	375	375	375
527140 County Parking	6,600	5,940	4,620	3,300	3,300	3,300
527200 Building Rental County	18,538	10,830	8,576	8,576	8,576	8,576
527210 Building Rental Private	3,689	3,781	0	0	0	0
527240 Condo Assn Assessments	79,864	87,097	113,078	112,453	112,453	112,453
527300 Equipment Rental	46,579	52,286	51,950	60,103	60,103	60,103
Total Rentals	194,645	194,788	221,945	234,660	234,660	234,660
Insurance						
528220 Notary Bonds	40	40	160	80	80	80
Total Insurance	40	40	160	80	80	80
Miscellaneous						
529110 Mileage Reimbursement	8,877	7,969	12,303	10,228	10,228	10,228
529120 Commercial Travel	19,522	9,452	19,514	17,129	17,129	17,129
529130 Meals	11,108	6,210	10,461	9,799	9,799	9,799
529140 Lodging	37,246	22,682	38,473	36,867	36,867	36,867
529210 Meetings	7,138	3,613	10,615	8,950	8,950	8,950
529220 Conferences	40,382	16,998	39,219	41,462	41,462	41,462
529230 Training	161,169	92,178	117,158	119,046	119,046	119,046
529250 Tuition Reimbursement	75	0	0	0	0	0
529300 Dues and Memberships	23,963	23,531	26,643	27,991	27,991	27,991
529440 Safety Grants	2,989	2,156	6,500	6,500	6,500	6,500
529450 Wellness Grants	9,721	5,898	6,500	6,500	6,500	6,500
529650 Pre Employment Costs	1,079	2,761	1,650	1,605	1,605	1,605
529690 Other Investigations	0	36	300	250	250	250
529740 Fairs and Shows	1,204	675	1,875	1,875	1,875	1,875
529840 Professional Licenses	250	0	0	1,200	1,200	1,200
529850 Device Licenses	1,649	3,282	2,500	7,500	7,500	7,500

MARION COUNTY FY 2021-22 BUDGET

LINE ITEM DETAIL

CENTRAL SERVICES						
Requirements						
529860 Permits	3,215	1,210	1,400	1,700	1,700	1,700
529880 Recording Charges	76	0	0	0	0	0
529910 Awards and Recognition	5,092	5,144	13,645	15,695	15,695	15,695
529999 Miscellaneous Expense	92	3	0	2,575	2,575	2,575
Total Miscellaneous	334,848	203,799	308,756	316,872	316,872	316,872
Total Materials and Services	4,700,854	4,577,535	4,604,937	4,428,495	4,428,495	4,428,495
Administrative Charges						
611100 County Admin Allocation	212,911	185,446	232,729	267,490	267,490	267,490
611210 Facilities Mgt Allocation	169,899	164,400	242,418	246,290	246,290	246,290
611220 Custodial Allocation	120,544	135,197	183,592	183,585	183,585	183,585
611230 Courier Allocation	4,520	4,942	6,496	7,899	7,899	7,899
611250 Risk Management Allocation	17,946	14,100	27,977	28,781	28,781	28,781
611255 Benefits Allocation	31,079	31,714	0	0	0	0
611260 Human Resources Allocation	118,607	118,154	266,050	283,386	283,386	283,386
611300 Legal Services Allocation	295,456	300,091	377,022	447,593	447,593	447,593
611400 Information Tech Allocation	270,666	285,228	311,528	334,754	334,754	334,754
611410 FIMS Allocation	174,531	179,172	152,129	167,187	167,187	167,187
611420 Telecommunications Allocation	24,540	24,534	30,045	36,003	36,003	36,003
611430 Info Tech Direct Charges	46,324	44,712	15,987	16,320	16,320	16,320
611600 Finance Allocation	148,531	161,919	186,492	191,987	191,987	191,987
611800 MCBEE Allocation	4,784	2,530	37,279	8,426	8,426	8,426
612100 IT Equipment Use Charges	33,404	25,935	43,966	38,448	38,448	38,448
614100 Liability Insurance Allocation	93,500	70,900	77,600	69,900	69,900	69,900
614200 WC Insurance Allocation	61,500	61,800	55,800	56,200	56,200	56,200
Total Administrative Charges	1,828,742	1,810,774	2,247,110	2,384,249	2,384,249	2,384,249
GRAND TOTAL	24,709,019	25,001,232	28,413,877	30,186,187	30,186,187	30,186,187

MARION COUNTY FY 2021-22 BUDGET
LINE ITEM DETAIL

THIS PAGE HAS BEEN INTENTIONALLY LEFT BLANK

TABLE OF CONTENTS

APPENDICES

Appendix A – Public Notice of Budget Committee Meeting	A-1
Appendix B – Board Resolution Adopting the Budget and Imposing Tax	B-1
Appendix C – Public Notice of Budget Hearing (Board Adoption).....	C-1
Appendix D – Notice of Property Tax and Certification	D-1
Appendix E – Budget Terminology	E-1
Appendix F – Financial Policies.....	F-1
Appendix G – Fund Descriptions – Major and Nonmajor.....	G-1
Appendix H – Major Funds Line Item Detail Locator.....	H-1
Appendix I – Contingency, Reserves and Ending Fund Balance	I-1
Appendix J – Changes In Ending Fund Balance	J-1
Appendix K – Full Time Equivalent Positions.....	K-1
Appendix L – Positions by Title and Salary Range by Department.....	L-1
Appendix M – Distinguished Budget Presentation Award	M-1

THIS PAGE HAS BEEN INTENTIONALLY LEFT BLANK

MARION COUNTY FY 2021-22 BUDGET
APPENDIX A
PUBLIC NOTICE OF BUDGET COMMITTEE MEETING



Statesman Journal

A GANNETT COMPANY

AFFIDAVIT OF PUBLICATION

MARION COUNTY FINANCE
555 COURT ST NE STE 4247
SALEM, OR 97301
ATTN DANIEL ADATTO

Salem
being first duly sworn, depose and say that I am the principal clerk of the Statesman Journal, Silverton Appeal and Stayton Mail newspapers of general circulation as defined by Sections 193.010 to 193.110, Oregon revised Statutes; printed and Published at Salem in the aforesaid county and state; that this Public Notice is printed copy of which is hereby annexed, was published in the entire issue of said newspaper in the following issues

6/16/2021

[Signature]
Public Notice Clerk

Subscribed and sworn to me this 16th day of June, 2021

[Signature]
Notary Public for State of Wisconsin, Brown County

Notary Expires On 5.15.23

Ad#: GCI0670335
Acct #: 899114
P O : PUBLIC NOTICE
of Affidavits :1

NANCY HEYRMAN
Notary Public
State of Wisconsin

MARION COUNTY FY 2021-22 BUDGET
APPENDIX A
PUBLIC NOTICE OF BUDGET COMMITTEE MEETING

PUBLIC NOTICE
NOTICE OF BUDGET
COMMITTEE MEETING

The Budget Committee of Marion County, State of Oregon, will convene on May 20, 2021 at 9:00am, to discuss the budget for the fiscal year July 1, 2021 to June 30, 2022. The purpose of this meeting is to receive the budget message and review the budget document. Due to COVID-19 guidelines, the meetings will be limited to in-person attendees and instructions to watch remotely will be posted on the Marion County website at www.co.marion.or.us. Public comments will be accepted in two formats: written or phone testimony. Written comments may be submitted to publichearings@co.marion.or.us until 4:00pm on May 19, 2021. Anyone that wishes to testify over the phone must pre-register at <https://apps.co.marion.or.us/PublicHearingsRegistration/> no later than 4:00pm on May 19, 2021. Registrants will be called during the public comment period of the budget committee meeting at approximately 4:00pm on May 20, 2021 to provide their testimony. A copy of the budget document may be obtained on or after May 14, 2021 on the Marion County website at www.co.marion.or.us. Notice of this Budget Committee meeting is also posted on the county website.

Statesman Journal 5/8/2021

MARION COUNTY FY 2021-22 BUDGET
APPENDIX B
BOARD RESOLUTION ADOPTING BUDGET AND IMPOSING TAX

BEFORE THE BOARD OF COMMISSIONERS

FOR MARION COUNTY, OREGON

In the Matter of the)
Marion County Budget for)
Fiscal Year 2021-22.)

RESOLUTION No. 21R-12

This matter came before the Marion County Board of Commissioners at its regularly scheduled public meeting on June 23, 2021, to adopt the budget, make appropriations, and impose and categorize taxes for fiscal year 2021-2022.

WHEREAS, the Marion County Budget Committee approved a budget for fiscal year 2021-2022 in the amount of \$576,684,036 and referred that budget to the Marion County Board of Commissioners; now, therefore

BE IT RESOLVED that for the fiscal year beginning July 1, 2021, the total budget amount of \$576,684,036 is hereby adopted and \$461,776,270 is hereby appropriated for the fund and department purposes shown in the attached schedule and by this reference made a part hereof; and

IT IS FURTHER RESOLVED that the Marion County Board of Commissioners hereby imposes the taxes provided for in the adopted budget at the rate of \$3.0252 per \$1,000 for operations, and these taxes are hereby imposed for tax year 2021-2022 upon the assessed value of all taxable property within the county; and

MARION COUNTY FY 2021-22 BUDGET
APPENDIX B
BOARD RESOLUTION ADOPTING BUDGET AND IMPOSING TAX

Attachment to Resolution No. 21-R12
June 23, 2021

	Appropriated Budget July 1, 2021	Unappropriated Budget July 1, 2021	Fund Total July 1, 2021
GENERAL FUND			
Assessor's Office	\$ 7,372,279		
County Clerk's Office	3,377,629		
Community Services	1,014,774		
District Attorney's Office	11,146,319		
Justice Court	1,058,341		
Juvenile	13,591,265		
Sheriff's Office	47,173,879		
Treasurer's Office	495,013		
Non Departmental:			
Materials and Services	5,198,012		
Transfers Out	14,996,516		
Contingency	2,710,598		
Reserve for Future Expenditure		33,500,000	
Unappropriated Ending Fund Balance		10,144,264	
Total	\$ 108,134,625	\$ 43,644,264	\$ 151,778,889
BUILDING INSPECTION FUND			
Public Works	3,959,385		
Contingency	800,000		
Unappropriated Ending Fund Balance		4,096,742	
Total	\$ 4,759,385	\$ 4,096,742	\$ 8,856,127
CAPITAL BUILDING AND EQUIPMENT FUND			
Reserve for Future Expenditure		141,142	
Total	\$ -	\$ 141,142	\$ 141,142
CAPITAL IMPROVEMENT PROJECTS FUND			
Non-Departmental: Capital Outlay	10,271,200		
Transfers Out	102,500		
Contingency	1,112,957		
Reserve for Future Expenditure		721,323	
Total	\$ 11,486,657	\$ 721,323	\$ 12,207,980
CENTRAL SERVICES FUND			
Board of Commissioners Office	3,287,028		
Business Services	6,233,411		
Finance	3,379,246		
Human Resources	2,912,575		
Information Technology	12,324,266		
Legal	1,967,423		
Non-Departmental: Materials and Services	82,238		
Total	\$ 30,186,187	\$ -	\$ 30,186,187

MARION COUNTY FY 2021-22 BUDGET
APPENDIX B
BOARD RESOLUTION ADOPTING BUDGET AND IMPOSING TAX

Attachment to Resolution No. 21-R12
June 23, 2021

	Appropriated Budget July 1, 2021	Unappropriated Budget July 1, 2021	Fund Total July 1, 2021
CHILD SUPPORT FUND			
District Attorney's Office	2,311,675		
Total	\$ 2,311,675	\$ -	\$ 2,311,675
COMMUNITY CORRECTIONS FUND			
Sheriff's Office	12,397,606		
Transfers Out	3,961,801		
Contingency	879,202		
Total	\$ 17,238,609	\$ -	\$ 17,238,609
COMMUNITY DEVELOPMENT FUND			
Board of Commissioners Office	5,424,615		
Contingency	214,393		
Unappropriated Ending Fund Balance		193,057	
Total	\$ 5,639,008	\$ 193,057	\$ 5,832,065
COMMUNITY SERVICES GRANTS FUND			
Community Services	56,380		
Unappropriated Ending Fund Balance		10,000	
Total	\$ 56,380	\$ 10,000	\$ 66,380
COUNTY CLERK RECORDS FUND			
Clerk's Office	270,840		
Contingency	32,000		
Unappropriated Ending Fund Balance		44,291	
Total	\$ 302,840	\$ 44,291	\$ 347,131
COUNTY FAIR FUND			
Community Services	428,855		
Contingency	29,111		
Total	\$ 457,966	\$ -	\$ 457,966
COUNTY SCHOOLS FUND			
Non-Departmental: Special Payments	1,296,419		
Total	\$ 1,296,419	\$ -	\$ 1,296,419
CRIMINAL JUSTICE ASSESSMENT FUND			
Non-Departmental: Materials and Services	342,128		
Transfers Out	480,300		
Contingency	80,192		
Unappropriated Ending Fund Balance		379,599	
Total	\$ 902,620	\$ 379,599	\$ 1,282,219
DEBT SERVICE FUND			
Debt Service	9,845,144		
Unappropriated Ending Fund Balance		3,327,312	
Total	\$ 9,845,144	\$ 3,327,312	\$ 13,172,456

MARION COUNTY FY 2021-22 BUDGET
APPENDIX B
BOARD RESOLUTION ADOPTING BUDGET AND IMPOSING TAX

Attachment to Resolution No. 21-R12
June 23, 2021

	Appropriated Budget July 1, 2021	Unappropriated Budget July 1, 2021	Fund Total July 1, 2021
DISTRICT ATTORNEY GRANTS FUND			
District Attorney's Office	1,415,413		
Contingency	99,005		
Total	\$ 1,514,418	\$ -	\$ 1,514,418
DOG SERVICES FUND			
Community Services	1,742,854		
Total	\$ 1,742,854	\$ -	\$ 1,742,854
ENHANCED PUBLIC SAFETY ESSD FUND			
Sheriff's Office	1,782,851		
Contingency	310,869		
Unappropriated Ending Fund Balance		1,014,974	
Total	\$ 2,093,720	\$ 1,014,974	\$ 3,108,694
ENVIRONMENTAL SERVICES FUND			
Public Works	26,049,492		
Contingency	4,890,000		
Unappropriated Ending Fund Balance		17,950,020	
Total	\$ 30,939,492	\$ 17,950,020	\$ 48,889,512
FACILITY RENOVATION FUND			
Non-Departmental: Capital Outlay	13,817,539		
Contingency	1,133,175		
Reserve for Future Expenditure		1,724,853	
Total	\$ 14,950,714	\$ 1,724,853	\$ 16,675,567
FLEET MANAGEMENT FUND			
Public Works	2,385,591		
Contingency	340,000		
Unappropriated Ending Fund Balance		713,200	
Total	\$ 2,725,591	\$ 713,200	\$ 3,438,791
HEALTH AND HUMAN SERVICES FUND			
Health and Human Services	71,876,602		
Transfers Out	3,545,655		
Contingency	14,441,211		
Unappropriated Ending Fund Balance		4,000,000	
Total	\$ 89,863,468	\$ 4,000,000	\$ 93,863,468
INMATE WELFARE FUND			
Sheriff's Office	518,333		
Contingency	115,811		
Unappropriated Ending Fund Balance		523,961	
Total	\$ 634,144	\$ 523,961	\$ 1,158,105

MARION COUNTY FY 2021-22 BUDGET
APPENDIX B
BOARD RESOLUTION ADOPTING BUDGET AND IMPOSING TAX

Attachment to Resolution No. 21-R12
June 23, 2021

	Appropriated Budget July 1, 2021	Unappropriated Budget July 1, 2021	Fund Total July 1, 2021
JUVENILE GRANTS FUND			
Juvenile	2,625,527		
Contingency	320,165		
Unappropriated Ending Fund Balance		255,958	
Total	\$ 2,945,692	\$ 255,958	\$ 3,201,650
LAND USE PLANNING FUND			
Public Works	1,135,705		
Total	\$ 1,135,705	\$ -	\$ 1,135,705
LAW LIBRARY FUND			
Legal	290,850		
Contingency	46,000		
Unappropriated Ending Fund Balance		623,450	
Total	\$ 336,850	\$ 623,450	\$ 960,300
LOTTERY AND ECONOMIC DEVELOPMENT FUND			
Community Services	3,284,081		
Transfers Out	324,000		
Contingency	400,898		
Total	\$ 4,008,979	\$ -	\$ 4,008,979
NON-DEPARTMENTAL GRANTS FUND			
Non-Departmental: Materials and Services	10,718,451		
Transfers Out	222,394		
Contingency	69,387		
Unappropriated Ending Fund Balance		402,085	
Total	\$ 11,010,232	\$ 402,085	\$ 11,412,317
PARKS FUND			
Public Works	1,069,705		
Contingency	118,000		
Unappropriated Ending Fund Balance		95,479	
Total	\$ 1,187,705	\$ 95,479	\$ 1,283,184
PUBLIC WORKS FUND			
Public Works	52,707,511		
Transfers Out	131,320		
Contingency	4,519,158		
Unappropriated Ending Fund Balance		20,508,036	
Total	\$ 57,357,989	\$ 20,508,036	\$ 77,866,025
RAINY DAY FUND			
Reserve for Future Expenditure		2,382,340	
Total	\$ -	\$ 2,382,340	\$ 2,382,340

MARION COUNTY FY 2021-22 BUDGET

APPENDIX B

BOARD RESOLUTION ADOPTING BUDGET AND IMPOSING TAX

Attachment to Resolution No. 21-R12

June 23, 2021

	Appropriated Budget July 1, 2021	Unappropriated Budget July 1, 2021	Fund Total July 1, 2021
SELF-INSURANCE FUND			
Non-Departmental: Materials and Services	32,765,414		
Transfers Out	61,138		
Contingency	3,090,000		
Unappropriated Ending Fund Balance		8,381,595	
Total	\$ 35,916,552	\$ 8,381,595	\$ 44,298,147
SHERIFF GRANTS FUND			
Sheriff's Office	3,717,188		
Contingency	476,416		
Unappropriated Ending Fund Balance		522,606	
Total	\$ 4,193,604	\$ 522,606	\$ 4,716,210
STORMWATER MANAGEMENT			
Public Works	1,738,053		
Contingency	225,000		
Unappropriated Ending Fund Balance		289,025	
Total	\$ 1,963,053	\$ 289,025	\$ 2,252,078
SURVEYOR FUND			
Public Works	1,216,055		
Contingency	470,000		
Unappropriated Ending Fund Balance		2,743,449	
Total	\$ 1,686,055	\$ 2,743,449	\$ 4,429,504
TAX TITLE LAND SALES FUND			
Non-Departmental: Materials and Services	169,650		
Special Payments	136,160		
Transfers Out	79,500		
Contingency	50,000		
Unappropriated Ending Fund Balance		219,005	
Total	\$ 435,310	\$ 219,005	\$ 654,315
TRAFFIC SAFETY TEAM FUND			
Sheriff's Office	2,207,078		
Transfers Out	309,550		
Total	\$ 2,516,628	\$ -	\$ 2,516,628
TOTAL ALL FUNDS			
Total Appropriations, All Funds	461,776,270		
Total Unappropriated and Reserve Amounts, All Funds		114,907,766	
Total Budget			576,684,036
Total	\$ 461,776,270	\$ 114,907,766	\$ 576,684,036

MARION COUNTY FY 2021-22 BUDGET
APPENDIX B
BOARD RESOLUTION ADOPTING BUDGET AND IMPOSING TAX

THIS PAGE HAS BEEN INTENTIONALLY LEFT BLANK

MARION COUNTY FY 2021-22 BUDGET
APPENDIX C
PUBLIC NOTICE OF BUDGET HEARING

NOTICE OF BUDGET HEARING

A public meeting of the Marion County Board of Commissioners will be held on June 23, 2021 at 9:30 am at the Senator Hearing Room, 555 Court St. NE, Salem, Oregon. The purpose of this meeting is to discuss the budget for the fiscal year beginning July 1, 2021 as approved by the Marion County Budget Committee. A summary of the budget is presented below. A copy of the budget may be inspected or obtained at the Board of Commissioners' Office, Room 5232, Courthouse Square, 555 Court St. NE, Salem, between the hours of 8:00 am and 5:00 pm or online at www.co.marion.or.us. This budget is for an annual budget period. This budget was prepared on a basis of accounting that is the same as the preceding year.

Contact: Kevin Cameron, Chair Board of Commissioners Telephone: 503-588-5212 Email: Commissioners@co.marion.or.us

FINANCIAL SUMMARY - RESOURCES			
TOTAL OF ALL FUNDS	Actual Amount 2019-20	Adopted Budget This Year 2020-21	Approved Budget Next Year 2021-22
Beginning Fund Balance/Net Working Capital	143,227,151	150,582,524	164,481,752
Fees, Licenses, Permits, Fines, Assessments & Other Service Charges	98,816,890	108,769,054	108,509,114
Federal, State and all Other Grants, Gifts, Allocations and Donations	101,476,109	108,628,103	149,955,191
Revenue from Bonds and Other Debt	0	0	10,000,000
Interfund Transfers / Internal Service Reimbursements	50,219,395	52,795,198	58,340,189
All Other Resources Except Current Year Property Taxes	7,144,468	5,231,402	5,224,954
Current Year Property Taxes Estimated to be Received	74,167,114	77,089,265	80,172,836
Total Resources	475,051,127	503,095,546	576,684,036

FINANCIAL SUMMARY - REQUIREMENTS BY OBJECT CLASSIFICATION			
Personnel Services	154,125,055	177,700,541	183,806,552
Materials and Services	116,592,316	140,518,710	151,346,502
Capital Outlay	20,964,191	39,464,741	54,157,271
Debt Service	8,964,649	8,832,803	9,845,144
Interfund Transfers	20,896,485	19,533,568	24,214,674
Contingencies	0	36,253,253	36,973,548
Special Payments	2,809,673	5,108,915	1,432,579
Unappropriated Ending Balance and Reserved for Future Expenditures	0	75,683,015	114,907,766
Total Requirements	324,352,370	503,095,546	576,684,036

FINANCIAL SUMMARY - REQUIREMENTS AND FULL-TIME EQUIVALENT EMPLOYEES (FTE) BY ORGANIZATIONAL UNIT OR PROGRAM			
Name of Organizational Unit or Program			
FTE for that unit or program			
Operational Efficiency and Quality Service	50,617,694	73,038,482	109,287,929
FTE	248	252	253

Operational Efficiency and Quality Service is encompassed in general government and central service departments' programs including non-departmental programs. In the general government area, the budget for the Assessor's Office is \$7.4 million and 52 FTE to continue property appraisal and tax assessment. The Clerk's Office budget is \$3.7 million and 14.9 FTE for recording, licensing, elections, Board of Property Tax Appeals, and archive services. The Treasurer's Office budget is \$0.5 million and 2.3 FTE to continue its treasury services. Other budgeted General Fund costs totaling \$20.2 million include (1) transfers to other county government operating activities; (2) transfers to capital funds; (3) contributions to outside agencies such as the state's water master and predatory animal programs; (4) funds for performance and organizational audits; (5) management and other expert consulting; (6) outside legal counsel; and (7) other Board of Commissioners directed activities. General Fund contingency, reserve for future expenditure, and unappropriated ending balance totals \$46.3 million. In the central services area, the Board of Commissioners' budget is \$3.3 million and 17 FTE. The Business Services budget is \$6.2 million and 50 FTE. The Finance budget is \$3.4 million and 21.6 FTE. The Human Resources budget is \$2.9 million and 19 FTE. The Information Technology budget is \$12.3 million and 64 FTE. The Legal Counsel budget totals \$2.9 million and 11.8 FTE including the Law Library. Non-departmental business enterprise enhancement program for financial management system improvements budget is \$0.1 million. The general government had an overall increase of \$36 million primarily due to the American Rescue Plan Act (ARPA) funding and for increased staff in central service departments.

Public Safety	93,035,220	108,284,391	108,735,793
FTE	566	565	566

Public Safety is one of the county's highest priorities and it is allocated 75% of General Fund operating expenditures. The Sheriff's Office budget of \$75.9 million and 356.5 FTE includes enforcement, the county jail, parole and probation, and code enforcement. The District Attorney's Office budget is \$15.0 million to fund criminal prosecution, victims of crime assistance, juvenile enforcement, medical examiner and child support enforcement, utilizing 94.1 FTE. The Juvenile budget of \$16.8 million and 108.3 FTE provides detention and juvenile alternative programs, case management and counseling. The county Justice Court \$1.1 million budget and 7 FTE is used to hear traffic offenses and small civil claims. The \$0.5 million increase in the total Public Safety budget is due to a new FTE in the District Attorney's Office and an overall increase in personnel services costs.

MARION COUNTY FY 2021-22 BUDGET
APPENDIX C
PUBLIC NOTICE OF BUDGET HEARING

Economic Development	6,609,772	14,813,072	19,155,137
FTE	28	27	31

Economic Development includes the Community Services Department budgets of lottery and economic development of \$4.0 million and 3.0 FTE, which accounts for the county's state lottery funds for community project grants and business development grants, and the Marion County Fair budget at \$5 million. The Board of Commissioners oversee the Santiam Wildfire Recovery program of \$1.4 million and 2 FTE and the Community Development Block Grant (CDBG) program for \$4.4 million and 2.0 FTE. The building inspection program of \$8.9 million and 24.3 FTE is managed by the Public Works Department. The overall increase is primarily due to federal and other funding to support the Santiam Wildfire Recovery and CDBG programs.

Transportation, Infrastructure and Emergency Management	63,862,326	132,602,014	139,294,799
FTE	201	203	203

The Transportation, Infrastructure and Emergency Management budget includes roads and bridges maintenance and repair, ferry operations, fleet management, county surveyor, land use planning, county parks, stormwater management, and environmental services, which includes solid waste management. They are managed by the Public Works Department with a total \$139.3 million budget and 203 FTE. The increase is due to federal funding to support the Santiam Wildfire Recovery and associated infrastructure, gas tax revenues returning to normal expectation and continuation of capital projects that were delayed in the prior year due to the pandemic.

Health and Human Services and Community Services	60,360,749	91,732,800	96,687,476
FTE	474	514	510

The Health and Human Services (HHS) budget totals \$93.8 million and 491.2 FTE, for the following services: addiction treatment, both children and adult mental health, acute forensic & diversion, intensive support, developmental disabilities, residential support, communicable disease, prevention, emergency preparedness, environmental health, maternal child health, clinical preventative, vital records and administrative services. The Community Services Department budget for community service activities totals \$2.8 million and 19 FTE. Community service activities include operating a dog shelter and administrative support to the Children and Families Commission, providing support to the Marion County Extension and 4-H District, and funding for the reentry initiative. The increase of almost \$5 million is primarily due to increased funding in HHS to address ongoing pandemic needs.

Capital	9,433,402	19,911,836	29,024,689
---------	-----------	------------	------------

The Capital budget accounts for the countywide acquisition, construction or remediation of major capital facilities, equipment or other fixed assets, excluding Public Works Department capital projects and purchases. Major projects include \$4.7 million for repairs and upgrades to county buildings, \$7.1 million for various improvements and upgrades to county equipment, \$0.9 million for IT equipment and software replacement, \$11.2 million for the construction of a new public health building, and \$2.5 million in reserve for future expenditure. The increase is due to the anticipated construction of the public health building and several countywide radio improvement projects.

Non-Departmental / Non-Operating	40,433,207	62,712,951	74,498,213
----------------------------------	------------	------------	------------

Non-Operating activities are not assigned to specific department budgets. Budgeted requirements include \$44.3 million for a Self-Insurance program which pays the cost of county insurance programs; \$13.2 million in debt service which is comprised of \$8.5 million for Public Employee Retirement System debt service, \$3.1 million for capital improvement loans debt service, and \$1.5 million for Courthouse Square debt service; \$1.3 million for a Criminal Justice Assessment program; \$11.4 million for non-departmental grants, which includes veterans services; \$0.7 million for a Tax Title Land Sales program; \$2.4 million for a Rainy Day Reserve program; and \$1.3 million for the County Schools Fund. The \$11.8 million increase is primarily due to the Emergency Rental Assistance funding that was received in the prior fiscal year that will be contracted to provide rent relief to county citizens.

Total Requirements	324,352,370	503,095,546	576,684,036
Total FTE	1,517	1,561	1,563

PROPERTY TAX LEVIES			
	Rate or Amount Imposed 2019-20	Rate or Amount Imposed This Year 2020-21	Rate or Amount Approved Next Year 2021-22
Permanent Rate Levy (rate limit 3.0252 per \$1,000)	3.0252	3.0252	3.0252
Local Option Levy Levy For General Obligation Bonds			

STATEMENT OF INDEBTEDNESS		
LONG TERM DEBT	Estimated Debt Outstanding on July 1.	Estimated Debt Authorized, But Not Incurred on July 1
General Obligation Bonds	\$0	\$0
Other Bonds	\$33,303,039	\$0
Other Borrowings	\$16,173,005	\$0
Total	\$49,476,044	\$0

MARION COUNTY FY 2021-22
APPENDIX D
NOTICE OF PROPERTY TAX AND CERTIFICATION

**Notice of Property Tax and Certification of Intent to Impose
a Tax, Fee, Assessment or Charge on Property**

To assessor of Marion County

**FORM LB-50
2021-2022**

Check here if this is an amended form.

• Be sure to read instructions in the Notice of Property Tax Levy Forms and Instruction booklet

The Marion County has the responsibility and authority to place the following property tax, fee, charge or assessment on the tax roll of Marion County. The property tax, fee, charge or assessment is categorized as stated by this form.

PO Box 14500 Salem OR 97309 June 25, 2021
Mailing Address of District City State ZIP code Date
Kevin Cameron Chair 503-588-5212 Commissioners@co.marion.or.us
Contact Person Title Daytime Telephone Contact Person E-Mail

CERTIFICATION - You must check one box if your district is subject to Local Budget Law.

- The tax rate or levy amounts certified in Part I are within the tax rate or levy amounts approved by the budget committee.
 The tax rate or levy amounts certified in Part I were changed by the governing body and republished as required in ORS 294.456.

PART I: TAXES TO BE IMPOSED

		Subject to General Government Limits Rate -or- Dollar Amount	
1. Rate per \$1,000 or Total dollar amount levied (within permanent rate limit)	1	3.0252	
2. Local option operating tax	2		
3. Local option capital project tax	3		Excluded from Measure 5 Limits
4. City of Portland Levy for pension and disability obligations	4		Dollar Amount of Bond Levy
5a. Levy for bonded indebtedness from bonds approved by voters prior to October 6, 2001	5a		
5b. Levy for bonded indebtedness from bonds approved by voters on or after October 6, 2001	5b		
5c. Total levy for bonded indebtedness not subject to Measure 5 or Measure 50 (total of 5a + 5b)	5c	0	

PART II: RATE LIMIT CERTIFICATION

6. Permanent rate limit in dollars and cents per \$1,000	3.0252
7. Election date when your new district received voter approval for your permanent rate limit	
8. Estimated permanent rate limit for newly merged/consolidated district	0

PART III: SCHEDULE OF LOCAL OPTION TAXES - Enter all local option taxes on this schedule. If there are more than two taxes, attach a sheet showing the information for each.

Purpose (operating, capital project, or mixed)	Date voters approved local option ballot measure	First tax year levied	Final tax year to be levied	Tax amount -or- rate authorized per year by voters

Part IV. SPECIAL ASSESSMENTS, FEES AND CHARGES*

Description	ORS Authority**	Subject to General Government Limitation	Excluded from Measure 5 Limitation
1			
2			

*If fees, charges, or assessments will be imposed on specific property within your district, you must attach a complete listing of properties, by assessor's account number, to which fees, charges, or assessments will be imposed. Show the fees, charges, or assessments uniformly imposed on the properties. If these amounts are not uniform, show the amount imposed on each property.

**The ORS authority for putting these assessments on the roll must be completed if you have an entry in Part IV.

MARION COUNTY FY 2021-22
APPENDIX D
NOTICE OF PROPERTY TAX AND CERTIFICATION

THIS PAGE HAS BEEN INTENTIONALLY LEFT BLANK

MARION COUNTY FY 2021-22 BUDGET
APPENDIX E
BUDGET TERMINOLOGY

BUDGET TERMINOLOGY

Budget terminology used in this document may be unfamiliar to those who do not deal with local budgeting on a regular basis. The county budget revolves around sources, which are called resources, and uses, which are called requirements. The reader will have a better understanding of tables, graphs, charts and narratives in this document if key terms are understood.

Sources of funds are collectively entitled "**resources**". The source of funds most commonly recognized by citizens is **revenue**, such as taxes and charges for services. However, there are other sources of funds available to the county. These include transfers, administrative cost recoveries, financing proceeds, and net working capital. **Transfers** reflect the movement of resources that one fund or department receives from another fund or department for special purposes; goods and services are not provided in return for these transfers. **Administrative cost recoveries** are charges for services one department renders to another department. **Financing proceeds** are derived from the sale of general or special revenue bonds. **Net working capital** is the beginning fund balance, e.g., prior year savings, of a fund.

Collectively all allocations of resources are entitled "**requirements**". Individually, an **expenditure** is an outlay of cash, such as payment of wages and benefits or purchasing of office supplies. Two other requirements are **transfers out** and **administrative charges**. As state above, incoming transfers are recorded as resources for the receiving fund or department, whereas outgoing transfers are uses of funds for the paying fund or department's side. There are other uses of funds which do not actually allow expenditures. One such allocation is to **contingency**. Amounts budgeted for contingency are not available for immediate expenditure. Rather, contingent funds are recognized as being available for unforeseen needs in the budget year provided the governing body first authorizes the reallocation of budgeted contingency to an expenditure category or categories. Another non-expendable "use" of funds is unappropriated ending fund balance, or as stated in the budget, **ending fund balance**. This is the estimated amount of budgeted year-end resources that are not allocated for any other uses and are not available in the budget year.

Oregon local budget law requires use of specific *categories for requirements*. These are **personnel services, materials and services, capital outlay, transfers** (out), **debt service, special payments**, general operating **contingencies, reserve for future expenditure**, and **unappropriated ending fund balance**.

Marion County classifies **administrative charges** and indirect costs in materials and services budget category for appropriation purposes. Administrative charges in Marion County are internal service charges assessed by central services departments to other departments for central support services rendered.

MARION COUNTY FY 2021-22 BUDGET
APPENDIX E
BUDGET TERMINOLOGY

Budget Glossary

Acronyms (commonly used)	Description
BOC	Board of Commissioners
CAFR	Comprehensive Annual Financial Report
CDBG	Community Development Block Grant
CIP	Capital Improvement Project
COLA	Cost-of-Living Allowance
COPs	Certificates of Participation
ERP	Enterprise Resource Planning
FTE	Full-Time Equivalent
GAAP	Generally Accepted Accounting Principles
GASB	Governmental Accounting Standards Board
GFOA	Government Finance Officers Association
FIMS	Financial Information Management System
IT	Information Technology
MCBEE	Marion County Business Enterprise Enhancement
OAR	Oregon Administrative Rules
ORS	Oregon Revised Statutes
PERS	Public Employees Retirement System
UEFB	Unappropriated Ending Fund Balance

ACCRUAL BASIS OF ACCOUNTING – A method of accounting in which revenues are recorded when earned and expenses are recorded when the obligations are incurred, as opposed to when cash is received or spent.

ADJUSTED GENERAL FUND RESOURCES – For Marion County, this term refers to the net calculation of **Estimated General Fund Resources** less adjustment for (a) certain one-time resources or transfers that are not related to the ongoing operations of the County, and (b) **Net Working Capital**. This net amount is then used in the calculation of budgeted amounts for General Fund **Contingency** and **Unappropriated Ending Fund Balance** and the Rainy Day Fund **Unappropriated Reserve**.

ADMINISTRATIVE CHARGES – **Expenditures** incurred by County **departments** in return for general government services such as accounting, purchasing and personnel. Administrative charges are determined in accordance with the County’s cost allocation plan.

ADMINISTRATIVE COST RECOVERIES – Amounts recovered by **central services departments** in return for general government services provided to County **departments**.

MARION COUNTY FY 2021-22 BUDGET
APPENDIX E
BUDGET TERMINOLOGY

ADOPTED BUDGET – The annual *budget* authorized by a resolution of the Board of Commissioners before the beginning of each *fiscal year*.

APPROPRIATION – Authorization granted by the Board of Commissioners to make *expenditures* and incur obligations for specific purposes. Appropriations are limited to a single *fiscal year*.

APPROVED BUDGET – The annual *budget* agreed upon by the *Budget Committee* and recommended for adoption to the Board of Commissioners. Under *Local Budget Law*, the Board of Commissioners has authority to modify the approved budget prior to adoption.

ASSESSED VALUE – The value set by the County Assessor on real estate and certain personal property as a basis for a property *tax levy*.

AUDIT – The annual review and appraisal of a municipal corporation's accounts and fiscal affairs conducted by an accountant under contract or the Secretary of State (ORS 297.425).

BALANCED BUDGET – A budget in which revenues are equal to expenditures.

BASE BUDGET – The *budget* used in the ongoing operation of a *program* at a current service level.

BEGINNING FUND BALANCE – A fund accounting term used to describe financial resources that are available in the current *fiscal year* because they were not expended in the previous *fiscal year*.

BUD SYSTEM – An in-house computer program used by the County to develop the annual *budget*.

BUDGET – A comprehensive annual financial plan that includes an estimate of *expenditures* for a given purpose and the proposed means of financing the estimated *expenditures*.

BUDGET CALENDAR – A schedule of dates outlined by the County for the preparation and adoption of the annual *budget*.

BUDGET CATEGORY – The functional level of *expenditure* detail at which the *budget* is appropriated and for which the County is held accountable. The County uses the following budget categories:

Personal Services – Includes salaries and wages, overtime, part-time pay and fringe benefits.

Materials and Services – Includes **contracted services**, consumable materials, supplies, operating costs and other services. This category also includes **administrative charges**.

Capital Outlay – **Expenditures** for the acquisition of **fixed assets**.

Debt Service – Payment of principal and interest on borrowed funds.

Special Payments – Includes **expenditures** not readily classified in one of the other budget categories.

Interfund Transfers – Amounts moved from one **fund** to finance activities in another **fund**.

Contingency – An appropriated amount reserved to fulfill unanticipated demands and expenses.

MARION COUNTY FY 2021-22 BUDGET
APPENDIX E
BUDGET TERMINOLOGY

The Board of Commissioners must first authorize the reallocation of contingency to an expenditure category before the expenditure may be incurred.

BUDGET COMMITTEE – A committee comprised of the Board of Commissioners and an equal number of citizens appointed from the County that reviews and approves the annual *budget* prior to adoption by the Board of Commissioners.

BUDGET MESSAGE – A document prepared and presented by the *Budget Officer* that explains the County's annual *budget* and financial priorities.

BUDGET OFFICER – A person appointed by the Board of Commissioners to assemble *budget* information and oversee preparation of the proposed *budget*. The Chief Administrative Officer generally serves as the Budget Officer.

CAPITAL IMPROVEMENT PROJECT (CIP) – A project proposed by a County *department* to acquire or construct *fixed assets*.

CENTRAL SERVICES DEPARTMENTS – County *departments* that provide general government services such as accounting, purchasing and personnel.

CONTRACTED SERVICES – Services provided under contract by businesses or by individuals who are not County employees.

DEBT SERVICE – The payments required for interest on, and repayment of, principal amount of debt.

DECISION PACKAGE – A *budget* request for items not included in a *department's base budget*.

DEDICATED FUNDS – County resources subject to restrictions imposed by creditors, grantors, contributors, or the laws or regulations of other governments.

DEPARTMENT – The basic organizational unit of the County.

DEPRECIATION – An accounting method of allocating the cost of a tangible asset over its useful life and is used to account for declines in value.

DISCRETIONARY RESOURCES – County resources not subject to outside restrictions.

EMPLOYEE BENEFITS – Amounts paid on behalf of employees, which are not included in gross salary, but are considered a part of the cost of salaries and benefits. Examples include group health premiums, contributions to PERS, Social Security taxes, and group life insurance premiums.

Encumbrance – The commitment of appropriated funds to purchase an item or service in the form of a purchase order, contract, or other obligation.

MARION COUNTY FY 2021-22 BUDGET
APPENDIX E
BUDGET TERMINOLOGY

ENTERPRISE RESOURCE PLANNING (ERP) SYSTEM – An integrated set of business processes and associated software modules.

ESTIMATED GENERAL FUND RESOURCES – Estimates prepared during the budget process for all resources attributable to the **General Fund**, including **Net Working Capital**, Revenues and Transfers.

EXPENDITURE – The liability incurred by the County for goods or services received.

FISCAL YEAR – The twelve-month accounting period beginning on July 1 and ending on June 30.

FIXED ASSET – A tangible item with a value of \$5,000 or more and a useful economic lifetime of two years or more, such as land, buildings, machinery, furniture and equipment.

FULL-TIME EQUIVALENT (FTE) – A part-time position converted to the decimal equivalent of a full-time position based on 2,080 hours per year. For example, a part-time employee working 10 hours per week would be equivalent to .25 FTE (10 x 52 / 2,080). Temporary positions are not included in FTE counts. The following processes relate to changes in FTE's:

Add – A new position approved by the **Budget Committee**.

Delete – Elimination of an existing position.

Add/Delete – Simultaneous deletion of an existing vacant position and addition of a new position.

Reclassification – Review and adjustment of an existing position based on analysis by Human Resources and approval by the Personnel Officer.

FUND – A fiscal and accounting entity with a self-balancing set of accounts that record cash and other financial resources, related liabilities, balances and changes, which are segregated for a specific activity or objective. The County uses the following types of funds:

General Fund – Accounts for all County activities that are not required to be accounted for in another fund. The General Fund is the main operating fund of the County.

Special Revenue Fund – Accounts for the proceeds of revenue sources that are legally required to be expended for specific purposes.

Debt Service Fund – Accounts for the payment of general long-term debt principal and interest.

Capital Projects Fund – Accounts for resources to be used for the purchase or construction of major capital items.

Enterprise Fund – Accounts for activities that are financed and operated in a manner similar to private business enterprises.

Internal Service Fund – Accounts for certain activities of a County **department** in which goods and services are provided to other **departments** on a cost reimbursement basis.

Agency Fund – Accounts for assets received by the County on behalf of other governments or organizations.

FUND BALANCE – The excess of **fund** assets over liabilities. Accumulated balances are the result of an excess of revenues over **expenditures** during some period. A negative fund balance is a deficit balance.

MARION COUNTY FY 2021-22 BUDGET
APPENDIX E
BUDGET TERMINOLOGY

GENERAL RESERVES – For Marion County, general reserves include the **General Fund Contingency** and **Unappropriated Ending Fund Balance** and the Rainy Day Fund **Unappropriated Reserve**. These are the resources maintained by the County to ensure the future financial stability of the County.

LOCAL BUDGET LAW – The set of state statutes that local governments in Oregon are required to follow in the budgeting and **expenditure** of public funds.

MARION COUNTY BUSINESS ENTERPRISE ENHANCEMENT (MCBEE) – Marion County has assessed its **Enterprise Resource Planning (ERP)** system and has recognized the need to enhance its business processes in order to fully leverage its infrastructure investment. This term is used to reference the project associated with creating business systems within Marion County that are integrated enterprise-wide systems.

MAJOR FUND – Major Funds are those funds that are particularly important to financial statement users. They are identified either through a prescribed calculation of revenues, expenditures, assets, or liabilities, or as identified by the government entity. The General Fund is always considered a Major Fund.

MODIFIED ACCRUAL BASIS OF ACCOUNTING – A method of accounting in which revenues are recorded when measurable and available and expenditures are recorded when the obligations are incurred, as opposed to when cash is received or spent.

NET ASSETS – The difference between a government's assets and its liabilities. This term is a financial (non-budgetary) term used primarily in government-wide financial reporting and proprietary fund financial reporting.

NET WORKING CAPITAL – A term used in the **budget** to define the amount of net resources computed at the end of the **fiscal year** that is available as a resource in the ensuing **fiscal year**.

NON-MAJOR FUND – All other Funds that are not considered Major Funds.

PERMANENT RATE LIMIT – The maximum rate of ad valorem property taxes that a local government may impose. There is no action that can increase the permanent rate. For Marion County, the permanent rate limit is \$3.0252 per \$1,000 of assessed property value.

PROGRAM UNIT – A group of related activities aimed at accomplishing a major service or function for which the County is responsible.

PROPOSED BUDGET – The annual **budget** recommended for approval to the **Budget Committee** by the Budget Officer. Under *Local Budget Law*, the Budget Committee has authority to modify the proposed budget prior to approval.

RESERVE FOR FUTURE EXPENDITURE – An account used to set aside budgeted revenues that a local government plans to "save" for future financing of a service, project, property or equipment. This account is not intended to be expended during the fiscal year or the period in which it was budgeted. Revenues allocated to this account are earmarked for a specific future purpose.

MARION COUNTY FY 2021-22 BUDGET
APPENDIX E
BUDGET TERMINOLOGY

STRATEGIC PLAN – A policy document developed by the Board of Commissioners in April 2006. This document established, in written form, the County’s Mission, Vision, Strategic Issues and Goals based on a set of defined Values.

SUPPLEMENTAL BUDGET – A *budget* prepared to meet needs or spend resources that were not anticipated when the regular *budget* was adopted. In general, a supplemental budget must be published, discussed in a public hearing and adopted by the Board of Commissioners.

TAX ANTICIPATION NOTES (TANS) – Short-term notes issued by the County in anticipation of the collection of taxes. Typically, the County issues TANS to smooth out fluctuations in cash flow related to property tax collections.

TAX LEVY – The total amount of property taxes imposed by the County for the *fiscal year*.

UNAPPROPRIATED ENDING FUND BALANCE – The amount set aside in the *budget* to be used as a resource in the next year’s *budget*. This amount cannot be transferred by resolution or used through a *supplemental budget*, unless necessitated by a qualifying emergency.

UNAPPROPRIATED RESERVE – For Marion County, unappropriated *reserve* is used to reflect the balance in the Rainy Day Fund that has not received *appropriation* authority for *expenditure* in the current year.

MARION COUNTY FY 2021-22 BUDGET
APPENDIX E
BUDGET TERMINOLOGY

THIS PAGE HAS BEEN INTENTIONALLY LEFT BLANK

MARION COUNTY FY 2021-22 BUDGET
APPENDIX F
FINANCIAL POLICIES

FINANCIAL POLICIES

In the State of Oregon, many financial policies and procedures are dictated by state statute. For example, Oregon Local Budget Law found in Oregon Revised Statutes Section 294 is designed to:

- Establish standard procedures for preparing, presenting, and administering the budgets of Oregon's local governments,
- Provide estimates of revenues, expenditures, and proposed taxes,
- Provide specific methods for obtaining public view in the preparation, and
- Institute a method of control of revenues and expenditures for the promotion of efficiency and economy in the expenditure of funds.¹

For example, the budget must be adopted by fund, and the resources must equal the requirements for each fund, in effect requiring a balanced county budget. Adherence to Oregon law is to all intents and purposes Marion County policy; in effect Marion County follows many state financial policies.

The Marion County Board of Commissioners has adopted the following budget and other financial management policies (**Financial Management – Section 400**). Each policy also has counterpart procedures not presented in this book.

GENERAL RESERVES (Section 400 – Policy 490) – The purpose is to establish policy regarding the development and maintenance of a prudent level of resources to ensure the future financial stability of the county.

- "It is the policy of the Marion County Board of Commissioners that procedures will be developed to determine the appropriate amount to be budgeted for general fund contingency (no less than 1% of General Fund resources), unappropriated ending fund balance (no less than 5% of General Fund resources) and rainy day fund unappropriated reserves."

RESTRICTIONS OF BACKFILLS (Section 400 – Policy 492) – The purpose is to establish a policy for setting the conditions under which reduced or eliminated program resources may be replaced by General Fund transfers.

- "It is the policy of Marion County that general fund resources shall not be transferred to backfill, i.e., replaced, reduced or eliminated federal, state, foundation or other grant or contract funding, or any other program resource, unless specific conditions set by the Board of Commissioners are met."

MODIFICATION OF NET WORKING CAPITAL (Section 400 – Policy 416) – The purpose is to establish a policy for budgeting actual net working capital to replace budgeted net working capital during budget execution to provide better financial information with which to manage budgets.

- "It is the policy of Marion County that departments are required to submit supplemental budget requests to modify adopted budget net working capital to actual net working capital after the actual has been calculated and recorded in the financial management system."

¹ State of Oregon Department of Revenue – Local Budgeting Manual

MARION COUNTY FY 2021-22 BUDGET
APPENDIX F
FINANCIAL POLICIES

USE OF ONE-TIME AND UNPREDICTABLE REVENUE (Section 400 – Policy 417) – The purpose is to establish a policy for restrictions on budget allocation and expenditure of unusual or singular occurrence revenue, or that is highly unpredictable, for operating funds.

- “It is the policy of Marion County that there shall be restrictions on the use of one-time or unpredictable revenue for ongoing expenditures, and the proposed use, if any, shall be clearly identified in the budget.”

GENERAL FUND TRANSFERS TO OTHER FUNDS (Section 400 – Policy 415) – The purpose is to establish a policy for expending appropriated transfers from the General Fund to non-General Fund activities.

- “It is the policy of Marion County that all General Fund transfers that provide either total or supplemental funding to programs and services of other funds are subject to reversion of unexpended balances to the General Fund at fiscal year-end.”

TRANSFERS BETWEEN DEPARTMENTAL APPROPRIATION CATEGORIES (Section 400 – Policy 406) – The purpose is to establish a policy that substantiates Board of Commissioners’ authority to approve budget appropriation transfers.

- “It is the policy of Marion County that the transfers of monies between departmental appropriation categories, using the object classifications of reserves, special payments, transfers, contingency, capital outlay, materials and services, and personal services, require prior authorization by the Board of Commissioners.”

POSITION CONTROL (Section 400 – Policy 491) – The purpose is to establish a policy to manage increases in the number of personnel positions in department programs.

- “It is the policy of Marion County that departments and programs may increase the total number of full-time equivalent (FTE) personnel positions over approved program budget levels only when there is new revenue to support such positions. All FTE increases must be approved through the budget process.”

VACANT POSITIONS TERMINATION (Section 300 – Policy 306) – The purpose is to establish budget policy and procedure concerning the handling of vacant positions whenever it is clear that such positions will not be filled during the current or ensuing budget year.

- “Personnel positions that have not been filled or are not currently under recruitment during the current fiscal year shall not be included in a department’s requested annual budget for the ensuing fiscal year. Elimination of vacant positions must be done in accordance with Marion County Personnel Rules.”

ADMINISTRATIVE CHARGES (Section 400 – Policy 409) – The purpose is to establish the use of administrative charges as a means to financing the operations of centralized activities of county departments and programs.

- “It is the policy of Marion County to identify the full cost of delivering programs and services that benefit the county as a whole. Administrative charges provide a useful means of accounting for such centralized activities as human resources, financial services, risk and facilities management, information technology, and Board of Commissioners’ oversight. It is the intent of the Board of Commissioners that all departments, agencies, and funds receive a fair allocation of cost of the central services operations of Marion County.”

MARION COUNTY FY 2021-22 BUDGET
APPENDIX F
FINANCIAL POLICIES

FEDERAL AWARDS: ADMINISTRATION AND DEFINITIONS (Section 400 – Policy 430) – The purpose is to establish policies and procedures over the administration of Federal Awards.

- “It is the policy of Marion County that all Federal Awards are subject to the established requirements as set forth by the federal government in the Uniform Guidance for Federal Awards and other laws and regulations as required by the Federal Award Agreement and the granting agency.”

FEDERAL AWARDS: ALLOWABLE COSTS (Section 400 – Policy 431) – The purpose is to establish policies and procedures over the allowable costs of Federal Awards, including those passed through from the State of Oregon or other granting organizations.

- “It is the policy of Marion County that all Federal Awards are subject to the established requirements as set forth by the federal government in the Uniform Guidance for Federal Awards and other laws and regulations as required by the Federal Award Agreement and the granting agency.”

CAPITAL OUTLAY APPROPRIATIONS (Section 400 – Policy 411) – The purpose is to establish the guidelines and procedures to be used concerning capital outlay appropriations.

- “Capital outlay items will be budgeted and appropriated during the annual budget process. A capital projects fund will be established. All capital purchases supported by the General Fund shall be expended from this fund. Non-General Fund capital purchases will be budgeted in the fund from which the expenditures will be incurred. All capital purchases will be monitored by the capital projects coordinator, and reviewed by the Budget Committee. Requests for capital items not submitted during the annual budget process may be considered during the year through the supplemental budget process.”

MODIFICATION OF APPROVED CAPITAL OUTLAY APPROPRIATIONS (Section 400 – Policy 412) – The purpose is to establish a policy that sets forth the process for obtaining approval for modification to approved capital outlay requests.

- “Capital outlay are reviewed and approved during the annual budget process each fiscal year, as described in the Capital Outlay Appropriations administrative policy and procedure. These requests are based upon the best information known at the time the request is submitted. Due to price increases or other unknown factors, the estimated costs may change between the time the budget is adopted and the time the purchase is made or the work is actually done. Modifications to approved capital outlay amounts shall be submitted to the capital projects coordinator following the process outlined.”

NEW CAPITAL OUTLAY APPROPRIATIONS: POST-BUDGET ADOPTION (Section 400 – Policy 413) – The purpose is to set forth the process for obtaining approval of capital purchases that were not included in the adopted budget for the fiscal year.

- “Capital outlay items are approved during the annual budget process, as described in the Capital Outlay Appropriations administrative policy and procedure. However, throughout the fiscal year, emergency situations may arise that require additional capital expenditures. Requests for the purchase of capital items that were not included in the department’s approved budget shall be submitted in accordance with the following procedures. These items must be approved before purchase through a supplemental budget or special resolution. If these items are not of

MARION COUNTY FY 2021-22 BUDGET
APPENDIX F
FINANCIAL POLICIES

emergency nature, they should be requested as a part of the budget for the next fiscal year, in accordance with the Capital Outlays Appropriations administrative policy and procedure.”

CAPITAL IMPROVEMENT PROJECT PLAN (Section 400 – Policy 414) – The purpose is to establish an official statement of public policy regarding the physical maintenance and development of Marion County’s infrastructure.

- “It is the policy of Marion County to maintain a sound and workable capital improvement project plan. The CIP document shall be the basis for a system for the proposal, approval, execution, oversight, and monitoring of all Marion County capital improvement projects on financial and production basis. The CIP document is a long range strategic document which identifies CIP’s well in advance of need.”

FIXED ASSET CONTROL – (Section 400 – Policy 403) – The purpose of the policy is to establish accountability for county fixed assets at the department level.

- “It is the policy of Marion County that each department head and elected official will be responsible for the inventory, tagging and control of all fixed assets in his or her department.”

OTHER FINANCIAL POLICIES

There are other Marion County policies that have an indirect relationship to development and execution of the county budget.

- Annual audits – **(Section 400 – Policy 407)**
- Assessing fees for services provided by the county to outside agencies and organizations – **(Section 400 – Policy 401)**
- Collection of accounts receivable – **(Section 400 – Policy 402)**
- Federal Awards – Sub-recipient Monitoring – **(Section 400 – Policy 432)**
- Investment of public funds – **(Section 400 – Policy 496)**
- Merchant Cards – **(Section 400 – Policy 493)**
- Revenue bonds in partnership with nonprofit agencies – **(Section 400 – Policy 408)**

MARION COUNTY FY 2021-22 BUDGET
 APPENDIX G
 FUND DESCRIPTIONS – MAJOR AND NONMAJOR

The County’s budgets are accounted for by using the modified accrual basis of accounting. The General Fund is appropriated by department. The other funds are appropriated by the categories of Personnel Services, Materials and Services, Capital Outlay, Debt Service, Special Payments, Transfers, and Contingency.

GENERAL AND MAJOR FUNDS

Fund	Principal Resources	Description of Operations
<u>General Fund</u>		
General	Property taxes, grants, state shared revenue, fees, service charges, fines and forfeitures, and interest	Accounts for all operations not required to be accounted for in other funds.
<u>Other Governmental Funds</u>		
Health and Human Services	Federal and state grants, fees, and transfers from the General Fund.	Accounts for community health, mental health and environmental health programs.
Lottery and Economic Development	State shared video lottery funds and other state revenues..	Accounts for contracted services for grants and programs that promote economic development.
Public Works	Motor vehicle fees and gasoline tax apportionments from the State of Oregon, federal forest revenues, property improvement assessments, and revenues from various state and federal agencies.	Accounts for construction, reconstruction, improvement, repair, maintenance, operation and use of public highways, roads and streets. Certain revenues are restricted for these purposes under Article IX of the State Constitution.
<u>Enterprise Funds</u>		
Environmental Services	Franchise fees and disposal charges.	Accounts for the operation of the County’s solid waste collection and disposal system.

MARION COUNTY FY 2021-22 BUDGET
 APPENDIX G
 FUND DESCRIPTIONS – MAJOR AND NONMAJOR

NONMAJOR FUNDS

Fund	Principal Resources	Description of Operations
Community Development	Federal and state grants.	Accounts for grant programs administered by the Board of Commissioners.
Building Inspection	Building permit fees.	Accounts for the operation of the County's building inspection program.
Child Support	Federal and state grants and incentives.	Accounts for the enforcement of court-ordered child and spousal support.
Community Corrections	State grants and probation supervision fees.	Accounts for the operation of the community corrections program.
County Schools	Federal and state forest revenue and state shared revenue.	Accounts for support provided to schools in accordance with state statute.
Community Services Grants	Federal and state grants.	Accounts for grant programs administered by the Community Services Department.
County Clerk Records	Clerk recording fees.	Accounts for operation of the County's archive facilities.
County Fair	Admissions, state shared revenue, local sponsorships, transfers from the General Fund.	Accounts for the operation of the annual Marion County Fair.
Criminal Justice Assessment	Assessments from court fines.	Accounts for County assessments for criminal justice programs and court security.
District Attorney Grants	Federal and state grants.	Accounts for grant programs administered by the District Attorney's office.
Dog Control	License and adoption fees, transfers from the General Fund.	Accounts for the County's dog control activities and dog shelter operations.
Enhanced Public Safety ESSD	Charges for services.	Accounts for law enforcement services provided to East Salem Service District.

MARION COUNTY FY 2021-22 BUDGET
 APPENDIX G
 FUND DESCRIPTIONS – MAJOR AND NONMAJOR

NONMAJOR FUNDS CONTINUED

Fund	Principal Resources	Description of Operations
Juvenile Grants	Federal and state grants, and transfers from the General Fund.	Accounts for grant programs administered by the Juvenile Department.
Inmate Welfare	Vending machine fees and pay telephone charges.	Accounts for the operation of the jail commissary.
Land Use Planning	Planning fees and transfers from other funds.	Accounts for operation of the County's land use planning program.
Law Library	Library fees.	Accounts for the operation of the law library.
Non-Departmental Grants	Federal and state grants.	Accounts for multi-departmental grant programs.
Parks	Recreational vehicle registration fees, camping fees, and transfers from the General Fund.	Accounts for the maintenance and improvement of County parks.
Tax Title Land Sales	Proceeds from the sale of tax foreclosed property.	Accounts for the disposition of tax foreclosed property.
Traffic Safety Team	Traffic fines.	Accounts for the operation of the County's traffic safety team.
Rainy Day	Investment Earnings.	Accounts for resources set aside for financial emergencies.
Surveyor	Corner restoration fees, and transfers from the General Fund.	Accounts for the operation of the County Surveyor's Office.
Sheriff Grants	Federal and state grants, contract with state and other agencies.	Accounts for support for the concealed handguns program, community education, and other programs.

MARION COUNTY FY 2021-22 BUDGET
APPENDIX G
FUND DESCRIPTIONS – MAJOR AND NONMAJOR

NONMAJOR FUNDS CONTINUED

Fund	Principal Resources	Description of Operations
<u>Debt Service Fund</u>		
Debt Service	Internal assessments and transfers from the General Fund.	Accounts for payment of principal and interest of long-term obligations of the County.
<u>Capital Projects Funds</u>		
Capital Building and Equipment	Transfers from the General Fund and other funds.	Accounts for the resources set aside for future capital improvements.
Capital Improvement Projects	Transfers from the General Fund and other funds.	Accounts for various capital projects and acquisitions.
Facility Renovation	Transfers from the General Fund and other funds.	Accounts for various facility renovation projects.
<u>Enterprise Funds</u>		
Stormwater Management	Stormwater services fees, electrical generation fees.	Accounts for the operation of the County's stormwater system in the unincorporated urban area east of Salem.

INTERNAL SERVICE FUNDS

Fund	Principal Resources	Description of Operations
Central Services	Internal assessments	Accounts for the County's central administration including the Board of Commissioners, Business Services, Finance, Human Resources, Information Technology, and Legal Counsel.
Self-Insurance	Internal assessments	Accounts for the County's Risk Management program.
Fleet Management	Internal assessments	Accounts for acquisition and maintenance of the County's fleet vehicles.

MARION COUNTY FY 2021-22 BUDGET
 APPENDIX H
 MAJOR FUNDS LINE ITEM DETAIL LOCATOR

LOCATION OF BUDGET LINE ITEM REPORTS BY MAJOR FUND

An overview of funds was presented in the Summary section. In the Departments section, departmental budgets were organized by program. At the end of each department budget detail reports by line item were also presented for each fund utilized by each department.

The General Fund and Central Services Fund sections discuss these funds taken as a whole without examining departmental and non-departmental programs. Line item detail about the funds is reported at the end of each of those sections. Non-Departmental and Capital sections present detail resources and requirements budget information for the funds that comprise these sections. For each fund, a detail resources report is followed by a detail requirements report.

The line item detail reports are found beginning on the page numbers shown on the table below.

General and Major Funds

Resources and Requirements Line Item Detail Locator

Funds	Resources Page	Requirements Page
<u>General Fund</u>		
General Fund	573	576
<u>Governmental Funds</u>		
Health and Human Services	250	252
Lottery and Economic Development	152	159
Public Works	394	402
<u>Enterprise Funds</u>		
Environmental Services	399	419

All other nonmajor funds can be located throughout the budget document.

MARION COUNTY FY 2021-22 BUDGET
APPENDIX H
MAJOR FUNDS LINE ITEM DETAIL LOCATOR

THIS PAGE HAS BEEN INTENTIONALLY LEFT BLANK

MARION COUNTY FY 2021-22 BUDGET
APPENDIX I
CONTINGENCY, RESERVES AND ENDING FUND BALANCE

Per Marion County Policy 490, the General Fund budget shall include a contingency of no less than 1% of adjusted general fund resource and an Unappropriated Ending Fund Balance of no less than 5% of adjusted general fund resources. Adjusted General Fund resources will exclude net working capital, as well as other material transfers-in that are deemed "one-time" transfers. The Rainy Day Fund unappropriated reserves are available (under certain conditions) to meet the purposes of this policy.

General Reserves¹					
	General Fund	Rainy Day	Total	FY 2021-22 % Reserves based on Adj General Fund Resources	FY 2020-21 % Reserves based on Adj General Fund Resources (Adopted)
Contingency	2,710,598	-	\$ 2,710,598	2.7%	2.4%
Reserve for Future Expenditures ²	-	2,382,340	\$ 2,382,340	2.4%	4.8%
Unappropriated Ending Fund Balance	10,144,264	-	\$ 10,144,264	10.3%	8.0%
Total	12,854,862	2,382,340	\$ 15,237,202	15.4%	15.2%
Adjusted General Fund Resources ³	98,829,888	-	\$ 98,829,888		

1 = Reserves includes the sum of Contingency, Reserve for Future Expenditure and Unappropriated Ending Fund Balance.

2 = For FY 2021-22, the Budget Officer approved the exclusion of the extraordinary and one-time American Rescue Plan (ARP) reserves of \$33,500,000 in calculating the county's General Reserves, per Marion County Policy 490. ARP is deemed material and one-time, and therefore is excluded from the General Reserves Policy calculation.

3 = Adjusted General Fund resources are total resources less net working capital as well as any other extraordinary or material one-time resources or transfers. ARP federal resources of \$33,500,000 were removed from the Adjusted General Fund Resources for FY 2021-22, per the Budget Officer.

MARION COUNTY FY 2021-22 BUDGET
APPENDIX I
CONTINGENCY, RESERVES AND ENDING FUND BALANCE

% of Contingency, Reserve for Future Expenditure and Unappropriated Ending Fund Balance of Total Budget - All Funds					
Funds	Contingency	Reserve for Future Expenditures	Unappropriated Ending Fund Balance	Total Budget By Fund	% of Reserves for Total Budget By Fund
General Fund	2,710,598	33,500,000	10,144,264	151,778,889	30.5%
Building Inspection	800,000	-	4,096,742	8,856,127	55.3%
Capital Building and Equipment	-	141,142	-	141,142	100.0%
Capital Improvement Projects	1,112,957	721,323	-	12,207,980	15.0%
Central Services	-	-	-	30,186,187	0.0%
Child Support	-	-	-	2,311,675	0.0%
Community Corrections	879,202	-	-	17,238,609	5.1%
Community Development	214,393	-	193,057	5,832,065	7.0%
Community Services Grants	-	-	10,000	66,380	15.1%
County Clerk Records	32,000	-	44,291	347,131	22.0%
County Fair	29,111	-	-	457,966	6.4%
County Schools	-	-	-	1,296,419	0.0%
Criminal Justice Assessment	80,192	-	379,599	1,282,219	35.9%
Debt Service	-	-	3,327,312	13,172,456	25.3%
District Attorney Grants	99,005	-	-	1,514,418	6.5%
Dog Services	-	-	-	1,742,854	0.0%
Enhanced Public Safety ESSD	310,869	-	1,014,974	3,108,694	42.6%
Environmental Services	4,890,000	-	17,950,020	48,889,512	46.7%
Facility Renovation	1,133,175	1,724,853	-	16,675,567	17.1%
Fleet Management	340,000	-	713,200	3,438,791	30.6%
Health and Human Services	14,441,211	-	4,000,000	93,863,468	19.6%
Inmate Welfare	115,811	-	523,961	1,158,105	55.2%
Juvenile Grants	320,165	-	255,958	3,201,650	18.0%
Land Use Planning	-	-	-	1,135,705	0.0%
Law Library	46,000	-	623,450	960,300	69.7%
Lottery and Economic Dev	400,898	-	-	4,008,979	10.0%
Non Departmental Grants	69,387	-	402,085	11,412,317	4.1%
Parks	118,000	-	95,479	1,283,184	16.6%
Public Works	4,519,158	-	20,508,036	77,866,025	32.1%
Rainy Day	-	2,382,340	-	2,382,340	100.0%
Self Insurance	3,090,000	-	8,381,595	44,298,147	25.9%
Sheriff Grants	476,416	-	522,606	4,716,210	21.2%
Stormwater Management	225,000	-	289,025	2,252,078	22.8%
Surveyor	470,000	-	2,743,449	4,429,504	72.5%
Tax Title Land Sales	50,000	-	219,005	654,315	41.1%
Traffic Safety Team	-	-	-	2,516,628	0.0%
Total	\$ 36,973,548	\$ 38,469,658	\$ 76,438,108	\$ 576,684,036	26.3%

MARION COUNTY FY 2021-22 BUDGET
APPENDIX J
CHANGES IN ENDING FUND BALANCE

CHANGES IN ENDING FUND BALANCE BY FUND

The change between beginning fund balance and ending fund balance is one indicator of the financial condition of a fund. A small or no change likely indicates stability; a substantially larger ending fund balance is often a sign of financial improvement, while a substantially small or smaller ending fund balance may indicate a problem.

The Summary of Budgeted Changes in Fund Balance FY 2021-22 on the following page illustrates how some funds may have funding difficulties in due to greatly reduced, little, or no net working capital. The most critical problem is within departmental budgets where many funds will intentionally have an ending fund balance to carry into the following year for cash flow purposes to continue operating until sufficient new revenue is received. Also, special revenue funds utilizing large federal grant funds would normally carry grant unexpended balances into the following county fiscal year first quarter. This enables continued funding of programs until new federal funds are received in October, the first quarter of the new federal fiscal year.

Non-Departmental funds may have a wide variety as to sources and uses of funds, while others function only to the extent that earmarked revenue is received. Capital funds are generally not expected to have ending fund balances, as funds not budgeted for expenditure are allocated to contingency or reserve for future expenditure. Contingency and reserve for future expenditure are classified as expenditures on the schedule on the following page.

Note that the number of funds and the extent of the decline in their fund balances "may" indicate financial difficulties. It is common for many types of funds to end a fiscal year with a larger fund balance than budgeted. Departments often budget for contingency rather than tying up funds in ending fund balance where, by local budget law, it cannot be readily accessed, and the contingency is frequently not utilized. On the expenditure side, personnel services budgets are rarely fully expended due to employee turnover and hiring lag and there is frequently savings in other appropriation categories. These savings all end up in ending fund balance. The explanation of whether or not a change in ending fund balance is good, bad or neutral lies throughout this book in budget justifications.

The beginning fund balance is by definition also the ending fund balance of the prior fiscal year. Marion County uses the terminology "net working capital" instead of beginning fund balance in budgeting. Revenues include all resources except beginning fund balance. Expenditures include contingency and reserve for future expenditure. Ending fund balance includes includes those funds classified as reserves.

MARION COUNTY FY 2021-22 BUDGET

APPENDIX J

CHANGES IN ENDING FUND BALANCE

Adopted Stage

Summary of Budgeted Changes in Fund Balance by Fund

Fund Name	Beginning Fund Balance	Revenue	Expenditures	Ending Fund Balance	Change from Prior Year	% Change
General Fund	19,449,001	132,329,888	141,634,625	10,144,264	(9,304,737)	-47.8%
Building Inspection	5,302,627	3,553,500	4,759,385	4,096,742	(1,205,885)	-22.7%
Capital Building and Equipment	140,126	1,016	141,142	-	(140,126)	-100.0%
Capital Improvement Projects	7,394,686	4,813,294	12,207,980	-	(7,394,686)	-100.0%
Central Services	-	30,186,187	30,186,187	-	-	0.0%
Child Support	-	2,311,675	2,311,675	-	-	0.0%
Community Corrections	2,222,482	15,016,127	17,238,609	-	(2,222,482)	-100.0%
Community Development	940,331	4,891,734	5,639,008	193,057	(747,274)	-79.5%
Community Services Grants	34,780	31,600	56,380	10,000	(24,780)	-71.2%
County Clerk Records	140,777	206,354	302,840	44,291	(96,486)	-68.5%
County Fair	177,709	280,257	457,966	-	(177,709)	-100.0%
County Schools	520,394	776,025	1,296,419	-	(520,394)	-100.0%
Criminal Justice Assessment	566,173	716,046	902,620	379,599	(186,574)	-33.0%
Debt Service	4,226,440	8,946,016	9,845,144	3,327,312	(899,128)	-21.3%
District Attorney Grants	290,602	1,223,816	1,514,418	-	(290,602)	-100.0%
Dog Services	10,363	1,732,491	1,742,854	-	(10,363)	-100.0%
Enhanced Public Safety ESSD	1,495,351	1,613,343	2,093,720	1,014,974	(480,377)	-32.1%
Environmental Services	24,565,768	24,323,744	30,939,492	17,950,020	(6,615,748)	-26.9%
Facility Renovation	4,695,581	11,979,986	16,675,567	-	(4,695,581)	-100.0%
Fleet Management	1,282,132	2,156,659	2,725,591	713,200	(568,932)	-44.4%
Health and Human Services	22,834,546	71,028,922	89,863,468	4,000,000	(18,834,546)	-82.5%
Inmate Welfare	932,117	225,988	634,144	523,961	(408,156)	-43.8%
Juvenile Grants	970,184	2,231,466	2,945,692	255,958	(714,226)	-73.6%
Land Use Planning	-	1,135,705	1,135,705	-	-	0.0%
Law Library	720,218	240,082	336,850	623,450	(96,768)	-13.4%
Lottery and Economic Dev	1,767,407	2,241,572	4,008,979	-	(1,767,407)	-100.0%
Non Departmental Grants	11,047,522	364,795	11,010,232	402,085	(10,645,437)	-96.4%
Parks	705,280	577,904	1,187,705	95,479	(609,801)	-86.5%
Public Works	31,165,428	46,700,597	57,357,989	20,508,036	(10,657,392)	-34.2%
Rainy Day	2,357,840	24,500	2,382,340	-	(2,357,840)	-100.0%
Self Insurance	12,292,641	32,005,506	35,916,552	8,381,595	(3,911,046)	-31.8%
Sheriff Grants	1,140,633	3,575,577	4,193,604	522,606	(618,027)	-54.2%
Stormwater Management	1,237,574	1,014,504	1,963,053	289,025	(948,549)	-76.6%
Surveyor	3,022,050	1,407,454	1,686,055	2,743,449	(278,601)	-9.2%
Tax Title Land Sales	181,392	472,923	435,310	219,005	37,613	20.7%
Traffic Safety Team	651,597	1,865,031	2,516,628	-	(651,597)	-100.0%
Total Budget	164,481,752	412,202,284	500,245,928	76,438,108	(88,043,644)	-53.5%

MARION COUNTY FY 2021-22 BUDGET

APPENDIX K

FULL TIME EQUIVALENT POSITIONS (FTE) BY DEPARTMENT

Marion County Budget FY 2021-22 - Board of Commissioners Adopted

FULL TIME EQUIVALENT POSITIONS (FTE) BY DEPARTMENT

	FY 18-19	FY 19-20	FY 20-21	FY 21-22	Diff
Assessor's Office	51.00	52.00	52.00	52.00	0.00
Board of Commissioners Office	15.00	15.00	20.00	21.00	1.00
Business Services	65.00	67.00	49.00	50.00	1.00
Clerk's Office	14.70	14.70	14.90	14.90	0.00
Community Services	21.65	21.90	21.90	21.90	0.00
District Attorney's Office	93.43	93.10	93.10	94.10	1.00
Finance	20.60	21.60	21.60	21.60	0.00
Health and Human Services	455.33	455.18	490.18	491.18	1.00
Human Resources	0.00	0.00	19.00	19.00	0.00
Information Technology	62.00	63.00	63.00	64.00	1.00
Justice Court	8.00	8.00	7.00	7.00	0.00
Juvenile	108.21	108.34	108.34	108.34	0.00
Legal	11.80	11.80	11.80	11.80	0.00
Public Works	224.30	226.30	227.30	227.30	0.00
Sheriff's Office	362.50	356.50	356.50	356.50	0.00
Treasurer's Office	2.50	2.50	2.25	2.25	0.00
Total	1516.02	1516.92	1557.87	1562.87	5.00

Central Services 580 Breakdown	FY 18-19	FY 19-20	FY 20-21	FY 21-22	Diff
Board of Commissioners Office	15.00	15.00	17.00	17.00	0.00
Business Services	65.00	67.00	49.00	50.00	1.00
Finance	20.60	21.60	21.60	21.60	0.00
Human Resources	0.00	0.00	19.00	19.00	0.00
Information Technology	62.00	63.00	63.00	64.00	1.00
Legal	10.00	10.00	10.00	10.00	0.00
Total	172.60	176.60	179.60	181.60	2.00

General Fund 100 Breakdown	FY 18-19	FY 19-20	FY 20-21	FY 21-22	Diff
Assessor's Office	51.00	52.00	52.00	52.00	0.00
Clerk's Office	13.70	13.70	13.90	13.90	0.00
Community Services	6.65	6.90	6.90	6.90	0.00
District Attorney's Office	67.34	68.01	68.01	69.01	1.00
Justice Court	8.00	8.00	7.00	7.00	0.00
Juvenile	88.53	88.53	88.53	88.53	0.00
Sheriff's Office	244.29	244.29	244.74	245.24	0.50
Treasurer's Office	2.50	2.50	2.25	2.25	0.00
Total	482.01	483.93	483.33	484.83	1.50

MARION COUNTY FY 2021-22 BUDGET

APPENDIX K

FULL TIME EQUIVALENT POSITIONS (FTE) BY DEPARTMENT

Marion County Full Time Equivalent Positions By Fund

Budgeted Positions excludes temps, volunteers, students, interns, and contract workers

Board of Commissioners Office	Fund #	FY 18-19	FY 19-20	FY 20-21	FY 21-22	Diff
Community Development	170	0.00	0.00	3.00	4.00	1.00

Clerk's Office	Fund #	FY 18-19	FY 19-20	FY 20-21	FY 21-22	Diff
County Clerk Records	120	1.00	1.00	1.00	1.00	0.00

Community Services	Fund #	FY 18-19	FY 19-20	FY 20-21	FY 21-22	Diff
Lottery and Economic Dev	165	3.00	3.00	3.00	3.00	0.00
Dog Services	230	12.00	12.00	12.00	12.00	0.00

District Attorney's Office	Fund #	FY 18-19	FY 19-20	FY 20-21	FY 21-22	Diff
Child Support	220	14.60	14.60	14.60	14.60	0.00
District Attorney Grants	300	11.49	10.49	10.49	10.49	0.00

Health and Human Services	Fund #	FY 18-19	FY 19-20	FY 20-21	FY 21-22	Diff
Health and Human Services	190	455.33	455.18	490.18	491.18	1.00

Juvenile	Fund #	FY 18-19	FY 19-20	FY 20-21	FY 21-22	Diff
Juvenile Grants	125	19.68	19.81	19.81	19.81	0.00

Legal	Fund #	FY 18-19	FY 19-20	FY 20-21	FY 21-22	Diff
Law Library	260	1.80	1.80	1.80	1.80	0.00

Public Works	Fund #	FY 18-19	FY 19-20	FY 20-21	FY 21-22	Diff
Public Works	130	149.59	151.42	156.46	151.50	(4.96)
Land Use Planning	305	6.39	6.39	5.50	5.50	0.00
Parks	310	2.06	2.06	3.00	3.00	0.00
Surveyor	320	4.07	4.24	4.04	9.00	4.96
Building Inspection	330	23.87	24.87	24.30	24.30	0.00
Environmental Services	510	31.73	30.73	28.50	28.50	0.00
Stormwater Management	515	6.59	6.59	5.50	5.50	0.00

Sheriff's Office	Fund #	FY 18-19	FY 19-20	FY 20-21	FY 21-22	Diff
Community Corrections	180	78.11	73.11	73.11	73.11	0.00
Enhanced Public Safety ESSD	245	10.00	10.00	10.00	10.00	0.00
Sheriff Grants	250	18.35	18.35	18.40	17.90	(0.50)
Traffic Safety Team	255	10.75	10.75	10.25	10.25	0.00
Inmate Welfare	290	1.00	0.00	0.00	0.00	0.00

MARION COUNTY FY 2021-22 BUDGET
APPENDIX L
POSITIONS BY TITLE AND SALARY RANGE BY DEPARTMENT

Budget Positions, FTE, Minimum and Maximum Salaries, and Total Salaries (ORS 294.388)

FY 2021-22 Board of Commissioners Adopted Stage

Position	Grade	FTE	Min	Max	Total
Department: Assessor's Office					
Administrative Services Manager	A28 A	1.00	\$66,976	\$107,224	\$79,828
Appraisal Section Supervisor	A26 A	3.00	\$60,715	\$97,136	\$259,421
Assessment Clerk	C17 A	3.00	\$37,294	\$58,635	\$139,467
Assessment Clerk Sr	C47 A	3.00	\$39,811	\$62,546	\$167,369
Assessor	Y54 A	1.00	\$110,448	\$118,893	\$110,429
Cartographer/GIS Technician	C49 A	2.00	\$43,534	\$68,390	\$107,814
Cartographer/GIS Technician Sr	C51 A	1.00	\$47,715	\$75,005	\$66,363
Chief Deputy Assessor	A29 A	1.00	\$70,179	\$112,445	\$99,109
Deed Clerk	C17 A	3.00	\$37,294	\$58,635	\$153,670
Office Specialist 3	C45 A	3.00	\$36,421	\$57,179	\$119,457
Office Specialist 4	C48 A	1.00	\$41,538	\$65,229	\$63,605
Personal Property Appraisal Tech	C47 A	4.00	\$39,811	\$62,546	\$229,738
Property Appraiser 2	C48 A	16.00	\$41,538	\$65,229	\$943,373
Property Appraiser Sr	C53 A	4.00	\$52,520	\$82,597	\$257,541
Sales Data Analyst 3	C54 A	2.00	\$55,078	\$86,778	\$159,078
Tax Clerk	C44 A	2.00	\$34,861	\$54,766	\$97,194
Tax Clerk Sr	C51 A	1.00	\$47,715	\$75,005	\$74,999
Tax Office Supervisor/Tax Collector	A27 A	1.00	\$63,627	\$101,962	\$96,384
Assessor's Office FTE Total:		52.00			
Department: Board of Commissioners Office					
Administrative Services Manager	A28 A	1.00	\$66,976	\$107,224	\$77,460
CDBG & HOME Program Manager	G30 A	1.00	\$73,778	\$118,165	\$81,788
Chief Administrative Officer	M46 A	1.00	\$156,291	\$254,779	\$225,726
Community Development Manager	G30 A	1.00	\$73,778	\$118,165	\$120,931
County Commissioner	Y50 A	3.00	\$97,822	\$105,331	\$315,948
County Public Information Coordinator	G28 A	1.00	\$66,976	\$107,224	\$88,620
Deputy County Administrative Officer	M41 A	1.00	\$113,714	\$185,349	\$122,373
Long-Term Recovery Manager	G30 A	1.00	\$73,778	\$118,165	\$94,793
Management Analyst 1 (Confidential)	H52 A	1.00	\$50,107	\$78,770	\$60,627
Management Analyst 2	C55 A	1.00	\$57,866	\$90,979	\$87,559
Office Specialist 3	C45 A	3.00	\$36,421	\$57,179	\$137,588
Office Specialist 4	C45 A	1.00	\$36,421	\$57,179	\$43,111
Policy Analyst	G27 A	3.00	\$63,627	\$101,962	\$244,664
Senior Policy Analyst	G30 A	2.00	\$73,778	\$118,165	\$204,551
Board of Commissioners Office FTE Total:		21.00			
Department: Business Services					
Accounting Specialist	C46 A	1.00	\$38,147	\$59,987	\$48,686
Administrative Services Manager	A28 A	1.00	\$66,976	\$107,224	\$82,060
Benefits and Risk Manager	A30 A	1.00	\$73,778	\$118,165	\$104,510
Building Maintenance Specialist	C47 A	10.00	\$39,811	\$62,546	\$518,892
Building Maintenance Specialist Sr	C49 A	2.00	\$43,534	\$68,390	\$125,463
Business Services Director	M38 A	1.00	\$98,218	\$160,139	\$141,680
Claims Adjuster	G23 A	1.00	\$52,416	\$83,886	\$77,375
Construction Project Coordinator	C26 A	1.00	\$60,736	\$95,472	\$76,368
Contracts Specialist Sr	C54 A	1.00	\$55,078	\$86,778	\$67,361
Custodial Supervisor	A20 A	1.00	\$45,302	\$72,571	\$68,612

MARION COUNTY FY 2021-22 BUDGET
APPENDIX L
POSITIONS BY TITLE AND SALARY RANGE BY DEPARTMENT

Budget Positions, FTE, Minimum and Maximum Salaries, and Total Salaries (ORS 294.388)

FY 2021-22 Board of Commissioners Adopted Stage

Position	Grade	FTE	Min	Max	Total
Department: Business Services					
Custodial Worker 1	C10 A	14.00	\$27,435	\$43,181	\$500,458
Custodial Worker 2	C42 A	3.00	\$32,074	\$50,294	\$133,782
Electrician 1	C52 A	2.00	\$50,107	\$78,770	\$136,329
Electrician 2	C26 A	1.00	\$60,736	\$95,472	\$89,680
Facilities Analyst	G26 A	1.00	\$60,715	\$97,094	\$73,948
Facilities Maintenance and Systems Coordinator	C52 A	1.00	\$50,107	\$78,770	\$79,662
Facilities Program Manager	A30 A	1.00	\$73,778	\$118,165	\$97,647
Groundskeeper	C46 A	1.00	\$38,147	\$59,987	\$52,425
Loss Control Manager	G26 A	1.00	\$60,715	\$97,094	\$85,253
Mail Courier	C42 A	1.00	\$32,074	\$50,294	\$34,349
Maintenance Control Clerk	C16 A	1.00	\$35,797	\$56,181	\$50,303
Maintenance Supervisor	A27 A	1.00	\$63,627	\$101,962	\$69,318
Office Specialist 2	C45 A	1.00	\$30,818	\$48,382	\$29,352
Office Specialist 3	C45 A	1.00	\$36,421	\$57,179	\$45,954
Business Services FTE Total:		50.00			
Department: Clerk's Office					
County Clerk	Y56 A	1.00	\$98,800	\$106,371	\$98,782
Deputy County Clerk 2	C15 A	6.00	\$34,091	\$53,581	\$259,769
Elections and Recording Manager	A29 A	1.00	\$70,179	\$112,445	\$99,482
Elections Clerk	C43 A	2.50	\$33,363	\$52,478	\$105,040
Elections Technician	C47 A	1.00	\$39,811	\$62,546	\$58,552
Office Specialist 4	C48 A	1.40	\$41,538	\$65,229	\$57,396
Records Coordinator	C48 A	1.00	\$41,538	\$65,229	\$53,613
Support Specialist (Non-IT)	C52 A	1.00	\$50,107	\$78,770	\$68,571
Clerk's Office FTE Total:		14.90			
Department: Community Services					
Budget Analyst 1	C50 A	1.00	\$45,490	\$71,406	\$61,884
Community Services Director	M38 A	1.00	\$98,218	\$160,139	\$131,602
Community Services Program Coordinator	C50 A	1.00	\$45,490	\$71,406	\$57,477
Contracts Specialist	C52 A	1.00	\$50,107	\$78,770	\$64,168
Dog Control Officer	C47 A	2.00	\$39,811	\$62,546	\$114,185
Economic Development Coordinator	G26 A	1.00	\$60,715	\$97,094	\$85,925
Management Analyst 2	C55 A	2.00	\$57,866	\$90,979	\$145,866
Office Specialist 2	C43 A	2.00	\$33,363	\$52,478	\$87,172
Office Specialist 2 (Bilingual)	C43 A	1.00	\$33,363	\$52,478	\$38,678
Office Specialist 3	C45 A	2.00	\$36,421	\$57,179	\$103,371
Office Specialist 4	C48 A	1.00	\$41,538	\$65,229	\$50,971
Program Coordinator 1	C50 A	0.90	\$45,490	\$71,406	\$55,731
Shelter Manager	A29 A	1.00	\$70,179	\$112,445	\$99,482
Shelter Operations Manager	A23 A	1.00	\$52,416	\$83,886	\$67,814
Shelter Technician	C16 A	3.00	\$35,797	\$56,181	\$129,667
Veterinary Technician	C48 A	1.00	\$41,538	\$65,229	\$56,567
Community Services FTE Total:		21.90			
Department: District Attorney's Office					
Administrative Services Manager	A28 A	1.00	\$66,976	\$107,224	\$76,176

MARION COUNTY FY 2021-22 BUDGET
APPENDIX L
POSITIONS BY TITLE AND SALARY RANGE BY DEPARTMENT

Budget Positions, FTE, Minimum and Maximum Salaries, and Total Salaries (ORS 294.388)

FY 2021-22 Board of Commissioners Adopted Stage

Position	Grade	FTE	Min	Max	Total
Department: District Attorney's Office					
Budget Analyst 1	C50 A	1.00	\$45,490	\$71,406	\$68,803
Chief Medical Legal Death Investigator	A26 A	1.00	\$60,715	\$97,136	\$85,946
Data Specialist	C50 A	1.00	\$38,491	\$60,421	\$53,353
Deputy DA 1	G29 A	7.00	\$70,179	\$112,445	\$589,219
Deputy DA 2	G32 A	7.50	\$81,203	\$130,146	\$749,430
Deputy DA 3	G36 A	10.00	\$98,800	\$158,205	\$1,307,298
Deputy DA 3 (Child Support Liaison)	G36 A	1.00	\$98,800	\$158,205	\$112,883
Deputy DA 4	G37 A	2.00	\$103,730	\$166,171	\$306,528
District Attorney	Y58 A	1.00	\$36,338	\$39,125	\$36,322
District Attorney Investigator	C26 A	3.60	\$60,736	\$95,472	\$287,541
District Attorney Investigator (Bilingual)	C26 A	1.00	\$60,736	\$95,472	\$94,164
Legal Assistant Supervisor	A22 A	3.00	\$49,899	\$79,851	\$202,834
Legal Secretary 1	C45 A	12.00	\$36,421	\$57,179	\$514,635
Legal Secretary 1 (Bilingual)	C45 A	2.00	\$36,421	\$57,179	\$95,346
Legal Secretary 2	C49 A	15.00	\$43,534	\$68,390	\$786,016
Medical Legal Death Investigator	C55 A	2.00	\$57,866	\$90,979	\$152,755
Office Specialist 4	C48 A	1.00	\$41,538	\$65,229	\$62,799
Paralegal	G20 A	1.00	\$45,302	\$72,571	\$60,456
Support Enforcement Agent 1	C21 A	2.00	\$44,699	\$70,221	\$127,812
Support Enforcement Agent 2	C51 A	1.00	\$47,715	\$75,005	\$72,219
Trial Team Supervisor	A37 A	5.00	\$103,730	\$166,171	\$734,248
Victim Assistance Advocate	C45 A	4.00	\$36,421	\$57,179	\$171,477
Victim Assistance Advocate (Bilingual)	C45 A	2.00	\$36,421	\$57,179	\$86,236
Victim Assistance Manager	A25 A	1.00	\$57,762	\$92,435	\$77,233
Victim Assistance Pgm Coordinator	C50 A	4.00	\$45,490	\$71,406	\$237,644
Victim Assistance Pgm Coordinator (Bilingual)	C50 A	2.00	\$45,490	\$71,406	\$118,551
District Attorney's Office FTE Total:		94.10			
Department: Finance					
Accountant 2	C53 A	2.60	\$52,520	\$82,597	\$181,126
Accounting Specialist	C46 A	3.00	\$38,147	\$59,987	\$163,878
Budget Analyst 2	C53 A	1.00	\$52,520	\$82,597	\$73,089
Budget and Grants Manager	A31 A	1.00	\$77,334	\$123,781	\$103,374
Chief Accountant	G27 A	1.00	\$63,627	\$101,962	\$99,397
Chief Financial Officer	M41 A	1.00	\$113,714	\$185,349	\$159,270
Contracts and Procurement Manager	A29 A	1.00	\$70,179	\$112,445	\$99,482
Controller	A33 A	1.00	\$85,467	\$136,822	\$94,814
Grant/Contracts Compliance Analyst	G26 A	2.00	\$60,715	\$97,094	\$163,915
Management Analyst 2	C55 A	1.00	\$57,866	\$90,979	\$80,451
Office Specialist 4	C48 A	1.00	\$41,538	\$65,229	\$52,598
Payroll Analyst	G24 A	1.00	\$54,995	\$88,130	\$83,316
Payroll Specialist (Confidential)	H52 A	3.00	\$50,107	\$78,770	\$209,551
Payroll Supervisor	A27 A	1.00	\$63,627	\$101,962	\$82,168
Property Coordinator	C51 A	1.00	\$47,715	\$75,005	\$57,929
Finance FTE Total:		21.60			
Department: Health and Human Services					
Accountant 1	C51 A	1.00	\$47,715	\$75,005	\$59,966

MARION COUNTY FY 2021-22 BUDGET
APPENDIX L
POSITIONS BY TITLE AND SALARY RANGE BY DEPARTMENT

Budget Positions, FTE, Minimum and Maximum Salaries, and Total Salaries (ORS 294.388)

FY 2021-22 Board of Commissioners Adopted Stage

Position	Grade	FTE	Min	Max	Total
Department: Health and Human Services					
Accounting Clerk	C42 A	1.00	\$32,074	\$50,294	\$35,997
Accounting Specialist	C46 A	4.00	\$38,147	\$59,987	\$204,900
Accounting Specialist (Bilingual)	C46 A	1.00	\$38,147	\$59,987	\$44,030
Addiction Recovery Mentor	C15 A	9.00	\$11,244	\$17,671	\$336,771
Addiction Recovery Mentor (Bilingual)	C15 A	1.00	\$34,091	\$53,581	\$43,867
Addiction Recovery Mentor (LEAD)	C15 A	2.00	\$22,848	\$35,909	\$65,522
Addiction Treatment Assoc 1	C49 A	15.00	\$43,534	\$68,390	\$829,386
Addiction Treatment Assoc 1 (Bilingual)	C49 A	3.00	\$43,534	\$68,390	\$195,000
Addiction Treatment Assoc 2	C51 A	2.00	\$47,715	\$75,005	\$124,956
Administrative Assistant	C49 A	4.00	\$43,534	\$68,390	\$224,047
Administrative Services Manager	A28 A	1.00	\$66,976	\$107,224	\$87,559
Administrative Services Manager Sr	A31 A	1.00	\$77,334	\$123,781	\$103,530
Adult Abuse Investigator	C52 A	4.00	\$50,107	\$78,770	\$263,242
Behavioral Health Aide	C47 A	3.00	\$39,811	\$62,546	\$142,275
Behavioral Health Nurse 1	B72 A	3.60	\$67,080	\$100,547	\$258,496
Behavioral Health Nurse 2	B73 A	2.00	\$70,741	\$105,810	\$159,749
Budget Analyst 2	C53 A	1.00	\$52,520	\$82,597	\$64,143
Care Coordinator	C49 A	11.00	\$43,534	\$68,390	\$706,167
Care Coordinator (Bilingual)	C53 A	3.00	\$52,520	\$82,597	\$208,206
Clinical Supervisor 1	A26 A	6.00	\$60,715	\$97,136	\$489,478
Clinical Supervisor 2	A27 A	13.00	\$63,627	\$101,962	\$1,138,576
Communications Coordinator	G23 A	1.00	\$52,416	\$83,886	\$65,169
Contracts Specialist Sr	C54 A	2.00	\$55,078	\$86,778	\$131,155
Data Specialist	C26 A	2.00	\$60,736	\$95,472	\$134,016
Data Specialist Sr	F26 A	1.00	\$67,309	\$105,810	\$76,751
Departmental Division Director	A34 A	4.00	\$89,606	\$143,541	\$471,234
Developmental Disabilities Assoc 2	C50 A	39.00	\$34,117	\$53,555	\$2,245,012
Developmental Disabilities Assoc 2 (Bilingual)	C50 A	9.00	\$45,490	\$71,406	\$528,794
Developmental Disabilities Specialist 1	C51 A	5.00	\$47,715	\$75,005	\$284,595
Developmental Disabilities Specialist 2	C53 A	1.00	\$52,520	\$82,597	\$68,783
Environmental Health Specialist 2	C50 A	4.00	\$45,490	\$71,406	\$223,648
Environmental Health Specialist 2 (Bilingual)	C53 A	1.00	\$52,520	\$82,597	\$80,597
Environmental Health Specialist 3	C26 A	2.00	\$60,736	\$95,472	\$173,335
Epidemiologist	C55 A	14.00	\$57,866	\$90,979	\$528,510
Epidemiologist (Bilingual)	C55 A	1.00	\$57,866	\$90,979	\$60,084
Health and Human Services Administrator	M41 A	1.00	\$113,714	\$185,349	\$157,950
Health Educator 1	C48 A	3.00	\$20,769	\$32,614	\$67,671
Health Educator 2	C51 A	3.60	\$47,715	\$75,005	\$211,482
Health Educator 2 (Bilingual)	C51 A	3.00	\$47,715	\$75,005	\$173,297
Health Educator 3	C52 A	10.00	\$50,107	\$78,770	\$443,156
Health Program Manager	A31 A	4.00	\$77,334	\$123,781	\$420,502
Health Program Supervisor	A29 A	5.00	\$70,179	\$112,445	\$468,728
Health Resources Coordinator	C45 A	1.00	\$36,421	\$57,179	\$51,173
LPN	C50 A	1.00	\$45,490	\$71,406	\$49,911
Management Analyst 1	C52 A	10.00	\$50,107	\$78,770	\$693,652
Management Analyst 2	C55 A	1.00	\$57,866	\$90,979	\$69,504
Medical Billing Specialist	C46 A	4.00	\$28,610	\$44,990	\$184,455
Mental Health Assoc	C49 A	51.33	\$43,534	\$68,390	\$2,857,652

MARION COUNTY FY 2021-22 BUDGET
APPENDIX L
POSITIONS BY TITLE AND SALARY RANGE BY DEPARTMENT

Budget Positions, FTE, Minimum and Maximum Salaries, and Total Salaries (ORS 294.388)

FY 2021-22 Board of Commissioners Adopted Stage

Position	Grade	FTE	Min	Max	Total
Department: Health and Human Services					
Mental Health Assoc (Bilingual)	C49 A	7.00	\$43,534	\$68,390	\$408,669
Mental Health Assoc (Job Share/Bilingual)	C49 A	1.00	\$43,534	\$68,390	\$32,565
Mental Health Spec 1	C50 A	1.00	\$45,490	\$71,406	\$68,803
Mental Health Spec 2	C50 A	60.25	\$45,490	\$71,406	\$3,919,596
Mental Health Spec 2 (Bilingual)	C50 A	10.00	\$45,490	\$71,406	\$709,038
Mental Health Spec 2 (Lead)	C54 A	1.00	\$55,078	\$86,778	\$73,695
Mental Health Spec 3	C27 A	3.00	\$63,773	\$100,256	\$264,618
Nutrition Educator	C48 A	2.00	\$41,538	\$65,229	\$121,775
Nutrition Specialist	C44 A	1.00	\$34,861	\$54,766	\$48,436
Nutrition Specialist (Bilingual)	C44 A	8.00	\$34,861	\$54,766	\$419,034
Nutritionist	C53 A	1.60	\$52,520	\$82,597	\$96,164
Occupational Therapy Specialist	C52 A	1.00	\$50,107	\$78,770	\$64,107
Office Manager	A23 A	3.00	\$52,416	\$83,886	\$204,561
Office Manager Sr	A26 A	4.00	\$60,715	\$97,136	\$341,317
Office Specialist 1 (Bilingual)	C40 A	2.00	\$29,224	\$45,989	\$90,005
Office Specialist 2	C43 A	17.95	\$33,363	\$52,478	\$796,777
Office Specialist 2 (Bilingual)	C43 A	15.00	\$33,363	\$52,478	\$689,782
Office Specialist 2 (Floater)	C43 A	2.00	\$33,363	\$52,478	\$85,691
Office Specialist 2 (Floater) (Bilingual)	C43 A	1.00	\$33,363	\$52,478	\$43,260
Office Specialist 3	C45 A	15.00	\$36,421	\$57,179	\$732,742
Office Specialist 3 (Bilingual)	C45 A	5.00	\$36,421	\$57,179	\$232,393
Office Specialist 4	C48 A	1.00	\$41,538	\$65,229	\$49,359
Payroll Clerk	C46 A	1.00	\$38,147	\$59,987	\$41,759
Peer Support Specialist	C15 A	15.00	\$34,091	\$53,581	\$615,979
Peer Support Specialist (Bilingual)	C15 A	1.00	\$34,091	\$53,581	\$48,541
Program Coordinator 2	C24 A	2.00	\$51,688	\$81,245	\$123,812
Program Supervisor	A29 A	1.00	\$70,179	\$112,445	\$99,482
Public Health Nurse 2	B70 A	6.80	\$60,424	\$90,522	\$480,948
Public Health Nurse 2 (Bilingual)	B70 A	4.00	\$60,424	\$90,522	\$318,693
Public Health Nurse 3	B72 A	3.00	\$67,080	\$100,547	\$260,596
Public Health Nurse Pgm Manager	A30 A	3.00	\$73,778	\$118,165	\$318,985
Public Health Pgm Supervisor	A27 A	3.00	\$63,627	\$101,962	\$255,605
Public Health Physician	G45 A	1.00	\$153,358	\$245,544	\$162,112
Public Health Worker 2 (Bilingual)	C44 A	1.00	\$34,861	\$54,766	\$36,195
Public Health Worker 3 (Bilingual)	C46 A	8.00	\$38,147	\$59,987	\$378,710
Quality Improvement Facilitator	C25 A	1.00	\$56,763	\$89,170	\$65,700
Support Specialist (Non-IT)	C52 A	2.00	\$50,107	\$78,770	\$133,032
Health and Human Services FTE Total:		491.13			
Department: Human Resources					
Administrative Assistant	C49 A	1.00	\$43,534	\$68,390	\$54,892
Chief Human Resources Officer	M39 A	1.00	\$103,147	\$168,147	\$150,576
Culture & Engagement Coordinator	G24 A	1.00	\$54,995	\$88,130	\$67,860
Human Resources Analyst	G25 A	2.00	\$57,762	\$92,435	\$148,469
Human Resources Analyst Sr	G27 A	3.00	\$63,627	\$101,962	\$247,863
Human Resources Manager	A31 A	1.00	\$77,334	\$123,781	\$87,629
Human Resources Specialist	C51 A	2.00	\$47,715	\$75,005	\$132,109
Human Resources Specialist (Confidential)	H51 A	5.00	\$47,715	\$75,005	\$314,390

MARION COUNTY FY 2021-22 BUDGET
APPENDIX L
POSITIONS BY TITLE AND SALARY RANGE BY DEPARTMENT

Budget Positions, FTE, Minimum and Maximum Salaries, and Total Salaries (ORS 294.388)

FY 2021-22 Board of Commissioners Adopted Stage

Position	Grade	FTE	Min	Max	Total
Department: Human Resources					
Human Resources Specialist Sr (Confidential)	H53 A	1.00	\$52,520	\$82,597	\$72,801
Training & Development Coordinator	G27 A	1.00	\$63,627	\$101,962	\$80,369
Volunteer Services Coordinator	G21 A	1.00	\$47,549	\$76,128	\$54,111
Human Resources FTE Total:		19.00			
Department: Information Technology					
Accounting Clerk	C42 A	1.00	\$32,074	\$50,294	\$37,456
Business Systems Analyst	G27 A	1.00	\$63,627	\$101,962	\$89,616
Computer Forensics Specialist	F23 A	1.00	\$58,115	\$91,499	\$88,068
Contracts Specialist Sr	C54 A	1.00	\$55,078	\$86,778	\$76,386
Database Administrator	F27 A	2.00	\$70,720	\$111,114	\$201,791
Database Administrator-Sr	F28 A	1.00	\$74,194	\$116,667	\$108,371
GIS Analyst 1	F22 A	1.00	\$55,432	\$87,048	\$68,473
GIS Analyst 2	F24 A	2.00	\$61,048	\$95,992	\$178,029
GIS Analyst 3	F26 A	1.00	\$67,309	\$105,810	\$69,864
Info Technology Manager	A33 A	2.00	\$85,467	\$136,822	\$245,384
Info Technology Supervisor	A29 A	3.00	\$70,179	\$112,445	\$268,044
Information Technology Deputy Director	A34 A	1.00	\$89,606	\$143,541	\$132,388
Information Technology Director	M40 A	1.00	\$108,306	\$176,509	\$156,171
IT Project Manager	A30 A	3.00	\$73,778	\$118,165	\$303,436
IT Security Analyst	G33 A	1.00	\$85,467	\$136,822	\$121,080
IT System Architect	G32 A	1.00	\$81,203	\$130,146	\$105,309
IT Systems Analyst	F26 A	3.00	\$67,309	\$105,810	\$282,936
Network Analyst 2	F25 A	5.00	\$64,147	\$100,776	\$404,630
Network Analyst 3	F27 A	4.00	\$70,720	\$111,114	\$402,966
Office Manager	A23 A	1.00	\$52,416	\$83,886	\$66,975
Programmer Analyst 1	F24 A	1.00	\$61,048	\$95,992	\$68,768
Programmer Analyst 2	F25 A	7.00	\$64,147	\$100,776	\$622,473
Programmer Analyst 3	F28 A	7.00	\$74,194	\$116,667	\$767,749
Support Specialist (IT)	F23 A	10.00	\$58,115	\$91,499	\$698,453
Support Technician	F17 A	1.00	\$43,451	\$68,266	\$50,929
Telecommunications Technician	F19 A	1.00	\$47,902	\$75,234	\$67,298
Telecommunications Technician-Sr	F21 A	1.00	\$52,749	\$82,950	\$79,900
Information Technology FTE Total:		64.00			
Department: Justice Court					
Justice of the Peace	Y57 A	1.00	\$95,306	\$102,586	\$95,303
Office Manager	A23 A	1.00	\$52,416	\$83,886	\$77,375
Office Specialist 2	C43 A	3.00	\$33,363	\$52,478	\$135,802
Office Specialist 2 (Bilingual)	C43 A	1.00	\$33,363	\$52,478	\$42,322
Office Specialist 3 (Bilingual)	C45 A	1.00	\$36,421	\$57,179	\$55,826
Justice Court FTE Total:		7.00			
Department: Juvenile					
Accounting Specialist	C46 A	1.00	\$38,147	\$59,987	\$53,083
Administrative Services Manager	A28 A	1.00	\$66,976	\$107,224	\$98,497
Alternative Program Worker 2	C19 A	6.49	\$40,768	\$64,168	\$315,787
Alternative Program Worker 2 (Bilingual)	C19 A	1.00	\$40,768	\$64,168	\$48,074

MARION COUNTY FY 2021-22 BUDGET
APPENDIX L
POSITIONS BY TITLE AND SALARY RANGE BY DEPARTMENT

Budget Positions, FTE, Minimum and Maximum Salaries, and Total Salaries (ORS 294.388)

FY 2021-22 Board of Commissioners Adopted Stage

Position	Grade	FTE	Min	Max	Total
Department: Juvenile					
Alternative Program Worker 3	C22 A	7.00	\$46,946	\$73,798	\$443,960
Assistant Juvenile Supervisor	A25 A	2.00	\$57,762	\$92,435	\$159,346
Asst Director of Juvenile Department	A34 A	1.00	\$89,606	\$143,541	\$126,978
Contracts Specialist	C52 A	1.00	\$50,107	\$78,770	\$56,427
Education Services Advocate	C51 A	2.00	\$47,715	\$75,005	\$135,486
Education Services Advocate (Bilingual)	C51 A	2.00	\$47,715	\$75,005	\$148,811
Family Intervention Therapist	C54 A	1.00	\$55,078	\$86,778	\$57,199
Family Intervention Therapist (Bilingual)	C54 A	1.00	\$55,078	\$86,778	\$60,041
Family Support Specialist	C52 A	1.00	\$50,107	\$78,770	\$72,882
Family Support Specialist (Bilingual)	C52 A	1.00	\$50,107	\$78,770	\$79,662
GAP Case Manager	C52 A	1.00	\$50,107	\$78,770	\$65,310
GAP Case Manager (Bilingual)	C52 A	1.00	\$50,107	\$78,770	\$68,576
Group Worker 2	J19 A	21.25	\$44,242	\$67,870	\$1,242,376
Group Worker 2 (Bilingual)	J19 A	5.00	\$44,242	\$67,870	\$316,820
Group Worker 2 (Job Share)	J19 A	1.00	\$44,242	\$67,870	\$40,833
Group Worker 2 (MSR)	J19 A	4.00	\$44,242	\$67,870	\$218,405
Group Worker 2 (MSR) (Bilingual)	J19 A	1.00	\$44,242	\$67,870	\$65,355
Juvenile Dept Director	M39 A	1.00	\$103,147	\$168,147	\$142,861
Juvenile Detention Supervisor	A30 A	1.00	\$73,778	\$118,165	\$109,750
Juvenile Probation Case Aide (Bilingual)	C46 A	1.00	\$38,147	\$59,987	\$42,454
Juvenile Probation Officer	C51 A	13.00	\$47,715	\$75,005	\$849,033
Juvenile Probation Officer (Bilingual)	C53 A	9.00	\$52,520	\$82,597	\$721,322
Juvenile Program Supervisor	A29 A	6.00	\$70,179	\$112,445	\$576,593
Management Analyst 2	C55 A	1.63	\$57,866	\$90,979	\$102,018
Mental Health Spec 2	C52 A	3.00	\$50,107	\$78,770	\$191,716
Office Manager	A23 A	1.00	\$52,416	\$83,886	\$71,003
Office Specialist 2	C43 A	1.50	\$33,363	\$52,478	\$57,070
Office Specialist 2 (Bilingual)	C43 A	3.00	\$33,363	\$52,478	\$140,427
Office Specialist 3	C45 A	2.00	\$36,421	\$57,179	\$99,888
Program Van Driver	C40 A	0.47	\$29,224	\$45,989	\$6,936
Records Specialist	C45 A	2.00	\$36,421	\$57,179	\$110,975
Juvenile FTE Total:		108.34			
Department: Legal					
County Counsel	M43 A	1.00	\$135,013	\$204,402	\$171,609
Hearings Officer	G32 A	1.00	\$81,203	\$130,146	\$95,118
Law Librarian	A53 A	1.00	\$55,848	\$89,419	\$83,082
Legal Counsel-Asst	G32 A	2.00	\$81,203	\$130,146	\$193,822
Legal Counsel-Asst Sr	G35 A	3.00	\$94,078	\$150,613	\$363,020
Legal Department Specialist (Confidential)	H47 A	2.00	\$39,811	\$62,546	\$106,518
Library Assistant	C44 A	0.80	\$34,861	\$54,766	\$26,332
Paralegal	G20 A	1.00	\$45,302	\$72,571	\$68,612
Legal FTE Total:		11.80			
Department: Public Works					
Accounting Specialist	C46 A	3.00	\$38,147	\$59,987	\$165,209
Administration Division Manager	A33 A	1.00	\$85,467	\$136,822	\$119,632
Administrative Assistant (Confidential) (Biling)	H49 A	1.00	\$43,534	\$68,390	\$67,521

MARION COUNTY FY 2021-22 BUDGET
APPENDIX L
POSITIONS BY TITLE AND SALARY RANGE BY DEPARTMENT

Budget Positions, FTE, Minimum and Maximum Salaries, and Total Salaries (ORS 294.388)

FY 2021-22 Board of Commissioners Adopted Stage

Position	Grade	FTE	Min	Max	Total
Department: Public Works					
Administrative Assistant (WC)	C49 A	1.00	\$43,534	\$68,390	\$64,306
Assistant Planner	C50 A	1.00	\$45,490	\$71,406	\$57,031
Associate Planner	C53 A	3.00	\$52,520	\$82,597	\$193,941
Building and Planning Division Manager	A33 A	1.00	\$85,467	\$136,822	\$102,590
Building Inspector 2	C27 A	3.00	\$63,773	\$100,256	\$276,795
Building Plans Examiner 1	C50 A	1.00	\$45,490	\$71,406	\$56,327
Building Plans Examiner 2	C55 A	4.00	\$57,866	\$90,979	\$332,930
Building Plans Examiner Sr	C27 A	1.00	\$63,773	\$100,256	\$98,775
Civil Engineer Supervisor	A31 A	3.00	\$77,334	\$123,781	\$300,864
Civil Engineering Assoc 1	C54 A	2.00	\$55,078	\$86,778	\$133,938
Civil Engineering Assoc 2	C26 A	7.60	\$60,736	\$95,472	\$611,203
Civil Engineering Assoc 3	G30 A	4.00	\$73,778	\$118,165	\$381,555
Contracts Specialist	C52 A	1.00	\$50,107	\$78,770	\$74,022
County Building Official	A32 A	1.00	\$81,203	\$130,146	\$92,530
County Emergency Manager	A30 A	1.00	\$73,778	\$118,165	\$102,028
County Surveyor	A31 A	1.00	\$77,334	\$123,781	\$109,538
Crew Leader	C49 A	9.00	\$43,534	\$68,390	\$583,764
Deputy Director	C45 A	1.00	\$36,421	\$57,179	\$111,681
Dispatch Center Coordinator	C45 A	2.00	\$36,421	\$57,179	\$90,621
Electrical Inspector	C55 A	2.00	\$57,866	\$90,979	\$163,302
Electronics Technician 1 - Communications	C51 A	2.00	\$47,715	\$75,005	\$112,963
Electronics Technician 2	C53 A	1.00	\$52,520	\$82,597	\$72,513
Emergency Preparedness Coordinator	G24 A	1.00	\$54,995	\$88,130	\$69,902
Engineering Division Manager	A33 A	1.00	\$85,467	\$136,822	\$121,080
Engineering Tech 1	C48 A	3.00	\$41,538	\$65,229	\$161,314
Engineering Tech 2	C50 A	8.00	\$45,490	\$71,406	\$507,738
Engineering Tech Sr	C52 A	2.00	\$50,107	\$78,770	\$149,891
Environmental Services Division Manager	A33 A	1.00	\$85,467	\$136,822	\$121,080
Environmental Services Operations Supervisor	A26 A	1.00	\$60,715	\$97,136	\$81,570
Environmental Specialist	C54 A	2.00	\$55,078	\$86,778	\$124,160
Ferry Operator	C46 A	5.00	\$38,147	\$59,987	\$250,761
Ferry Operator Relief	C46 A	6.00	\$38,147	\$59,987	\$282,947
Fleet Shop Supervisor	A26 A	1.00	\$60,715	\$97,136	\$82,569
Fleet Specialist	C51 A	1.00	\$47,715	\$75,005	\$66,363
Heavy Equipment Operator	C48 A	3.00	\$41,538	\$65,229	\$180,210
Maintenance Worker	C43 A	16.00	\$33,363	\$52,478	\$666,976
Management Analyst 1	C52 A	2.90	\$50,107	\$78,770	\$172,984
Managerial Accountant	A26 A	1.00	\$60,715	\$97,136	\$69,393
Mechanic	C49 A	8.00	\$43,534	\$68,390	\$452,248
Mechanic-Sr	C50 A	1.00	\$45,490	\$71,406	\$66,385
Medium Equipment Operator	C46 A	42.00	\$38,147	\$59,987	\$2,155,095
Office Manager Sr	A26 A	1.00	\$60,715	\$97,136	\$85,946
Office Specialist 2	C43 A	4.00	\$33,363	\$52,478	\$160,943
Office Specialist 3	C45 A	4.00	\$36,421	\$57,179	\$174,273
Office Specialist 3 (Bilingual)	C45 A	1.00	\$36,421	\$57,179	\$45,751
Office Specialist 4	C48 A	1.00	\$41,538	\$65,229	\$43,111
Onsite Wastewater Specialist 2	C26 A	3.00	\$60,736	\$95,472	\$215,578
Parts Specialist	C45 A	2.00	\$36,421	\$57,179	\$105,656

MARION COUNTY FY 2021-22 BUDGET
APPENDIX L
POSITIONS BY TITLE AND SALARY RANGE BY DEPARTMENT

Budget Positions, FTE, Minimum and Maximum Salaries, and Total Salaries (ORS 294.388)

FY 2021-22 Board of Commissioners Adopted Stage

Position	Grade	FTE	Min	Max	Total
Department: Public Works					
Permit Specialist	C49 A	5.80	\$43,534	\$68,390	\$335,819
Plumbing Inspector	C55 A	2.00	\$57,866	\$90,979	\$168,305
Principal Planner	G27 A	1.00	\$63,627	\$101,962	\$96,490
Program Coordinator 1	C50 A	4.00	\$45,490	\$71,406	\$248,164
Program Supervisor	A26 A	3.00	\$60,715	\$97,136	\$230,358
Public Works Aide	C98 A	1.00	\$26,978	\$42,328	\$39,737
Public Works Director	M40 A	1.00	\$108,306	\$176,509	\$145,170
PW Operations Division Mgr	A33 A	1.00	\$85,467	\$136,822	\$121,080
Road Operations Supervisor	A25 A	6.00	\$57,762	\$92,435	\$495,138
Safety Specialist	C51 A	1.00	\$47,715	\$75,005	\$65,310
Scale Attendant	C12 A	6.00	\$30,056	\$47,112	\$235,132
Scale Attendant (Bilingual)	C12 A	2.00	\$30,056	\$47,112	\$69,925
Survey Technician 1	C48 A	3.00	\$41,538	\$65,229	\$144,412
Survey Technician 2	C51 A	3.00	\$47,715	\$75,005	\$187,020
Survey Technician 3	C53 A	1.00	\$52,520	\$82,597	\$54,504
Waste Reduction Coordinator	C52 A	1.00	\$50,107	\$78,770	\$63,466
Waste Reduction Coordinator (Bilingual)	C52 A	2.00	\$50,107	\$78,770	\$103,958
Wastewater Operator 1	C49 A	2.00	\$43,534	\$68,390	\$108,251
Wastewater Operator 2	C52 A	1.00	\$50,107	\$78,770	\$69,673
Weighmaster	C48 A	1.00	\$41,538	\$65,229	\$50,367
Public Works FTE Total:		227.30			
Department: Sheriff's Office					
Accounting Specialist	C46 A	1.00	\$38,147	\$59,987	\$40,597
Administrative Assistant	C49 A	3.00	\$43,534	\$68,390	\$176,560
Administrative Services Manager Sr	A31 A	1.00	\$77,334	\$123,781	\$101,936
Administrative Specialist Detective Section	D43 A	1.00	\$44,429	\$64,626	\$60,762
Budget Analyst 1	C50 A	1.00	\$45,490	\$71,406	\$68,803
Budget Analyst 2	C53 A	1.00	\$52,520	\$82,597	\$77,587
Case Aide	C48 A	5.00	\$41,538	\$65,229	\$204,069
Case Aide (Bilingual)	C48 A	1.00	\$41,538	\$65,229	\$63,578
Chief Civil Supervisor	A26 A	1.00	\$60,715	\$97,136	\$89,574
Code Enforcement Officer	C51 A	3.00	\$47,715	\$75,005	\$188,551
Community Corrections Educator	C51 A	1.00	\$47,715	\$75,005	\$55,529
Contracts Specialist	C52 A	1.00	\$50,107	\$78,770	\$69,121
Corrections Health Prgm Supervisor	A27 A	1.00	\$63,627	\$101,962	\$96,384
Corrections Nurse	D23 A	5.00	\$64,418	\$95,368	\$457,592
Corrections Nurse (Bilingual)	D23 A	1.00	\$64,418	\$95,368	\$96,381
Corrections Nurse (LPN)	D16 A	4.00	\$46,342	\$67,579	\$233,822
Deputy Sheriff - Enforcement	D16 A	76.00	\$46,342	\$67,579	\$5,769,401
Deputy Sheriff - Enforcement (Bilingual)	D20 A	6.00	\$55,682	\$82,410	\$531,676
Deputy Sheriff - Institutions	D16 A	69.00	\$48,660	\$70,958	\$5,454,255
Deputy Sheriff - Institutions (Bilingual)	D20 A	5.00	\$58,466	\$86,530	\$410,261
Deputy Sheriff - Institutions (MSR)	D16 A	23.00	\$48,660	\$70,958	\$1,668,932
Deputy Sheriff - Institutions (MSR) (Bilingual)	D20 A	2.00	\$58,466	\$86,530	\$160,227
Deputy Sheriff - P & P - Advanced	E46 A	40.00	\$51,147	\$79,685	\$2,922,687
Deputy Sheriff - P & P - Advanced (Bilingual)	E47 A	3.00	\$52,478	\$81,598	\$219,608
Division Commander	A36 A	3.00	\$98,800	\$158,205	\$431,014

MARION COUNTY FY 2021-22 BUDGET
APPENDIX L
POSITIONS BY TITLE AND SALARY RANGE BY DEPARTMENT

Budget Positions, FTE, Minimum and Maximum Salaries, and Total Salaries (ORS 294.388)

FY 2021-22 Board of Commissioners Adopted Stage

Position	Grade	FTE	Min	Max	Total
Department: Sheriff's Office					
Division Commander - Institution	A36 A	1.00	\$98,800	\$158,205	\$152,490
Evidence Officer	D15 A	2.00	\$45,323	\$65,957	\$120,868
Facility Security Aide 2	D43 A	6.00	\$46,650	\$67,857	\$363,772
Facility Security Aide 2 (Bilingual)	D43 A	1.00	\$46,650	\$67,857	\$66,991
Lieutenant	A33 A	9.00	\$85,467	\$136,822	\$1,103,664
Management Analyst 1 (Confidential)	H52 A	1.00	\$50,107	\$78,770	\$74,022
Management Analyst 2	C55 A	1.00	\$57,866	\$90,979	\$61,579
Mental Health and Evaluation Specialist	C26 A	1.00	\$60,736	\$95,472	\$84,483
Office Manager Sr	A26 A	2.00	\$60,715	\$97,136	\$155,018
Office Specialist 2	C43 A	2.00	\$16,682	\$26,239	\$67,477
Office Specialist 3	C45 A	7.00	\$18,210	\$28,590	\$306,022
Office Specialist 3 (Bilingual)	C45 A	1.00	\$36,421	\$57,179	\$57,808
Program Coordinator 1	C50 A	1.00	\$45,490	\$71,406	\$60,709
Program Coordinator 2	C24 A	2.00	\$51,688	\$81,245	\$153,372
Sergeant	A29 A	25.00	\$70,179	\$112,445	\$2,617,310
Sheriff	Y53 A	1.00	\$152,818	\$164,570	\$152,798
Sheriff's Office Property Specialist	D14 A	1.00	\$42,307	\$61,485	\$55,565
Sheriff's Office Records Specialist	D14 A	3.00	\$42,307	\$61,485	\$174,778
SO Office Specialist 2	D09 A	3.50	\$34,798	\$50,149	\$145,690
SO Office Specialist 2 (Bilingual)	D09 A	2.00	\$34,798	\$50,149	\$92,645
SO Office Specialist 3	D11 A	1.00	\$37,960	\$54,600	\$52,531
Support Services Technician	D12 A	19.00	\$39,728	\$57,200	\$962,998
Support Services Technician (Bilingual)	D12 A	4.00	\$39,728	\$57,200	\$217,466
Undersheriff	M39 A	1.00	\$103,147	\$168,147	\$152,288
Victim Assistance Program Coordinator	C50 A	1.00	\$45,490	\$71,406	\$67,085
Sheriff's Office FTE Total:		356.50			
Department: Treasurer's Office					
Treasurer	Y55 A	1.00	\$100,152	\$107,827	\$107,820
Treasury Specialist	C47 A	1.25	\$39,811	\$62,546	\$47,741
Treasurer's Office FTE Total:		2.25			
Grand Total FTE		1562.82			

MARION COUNTY FY 2021-22 BUDGET
APPENDIX M
DISTINGUISHED BUDGET PRESENTATION AWARD



GOVERNMENT FINANCE OFFICERS ASSOCIATION

*Distinguished
Budget Presentation
Award*

PRESENTED TO

Marion County

Oregon

For the Fiscal Year Beginning

July 1, 2020

Christopher P. Morill

Executive Director

MARION COUNTY FY 2021-22 BUDGET
APPENDIX M
DISTINGUISHED BUDGET PRESENTATION AWARD

THIS PAGE HAS BEEN INTENTIONALLY LEFT BLANK