

Canvass Results Report

Official Ballot Tally

Run Time 9:07 AM
Run Date 06/13/2022

Marion County, Oregon

May 17, 2022 Primary Election

5/17/2022

Page 1

Official Results

Registered Voters
75419 of 217858 = 34.62%

Precincts Reporting
117 of 117 = 100.00%

US Senator - Democrat - Vote for 1

Precinct	Ron Wyden	Brent Thompson	William E Barlow III	Cast Votes	Undervotes	Overvotes	Misc. write-in	Vote By Mail Ballots Cast	Total Ballots Cast	Registered Voters	Turnout Percentage
310	734	44	92	870	26	0	5	901	901	5,296	17.01%
311	105	5	2	112	0	0	0	112	112	362	30.94%
312	101	5	9	115	3	0	0	118	118	425	27.76%
313	0	0	0	0	0	0	0	0	0	0	0.00%
314	736	26	60	822	16	0	12	850	850	3,892	21.84%
320	62	2	4	68	3	0	1	72	72	768	9.38%
321	274	13	30	317	10	0	3	330	330	2,349	14.05%
322	280	19	45	344	10	0	0	354	354	3,483	10.16%
323	1,045	23	91	1,159	27	0	7	1,193	1,193	4,172	28.60%
324	4	0	2	6	1	0	0	7	7	203	3.45%
325	0	0	0	0	0	0	0	0	0	0	0.00%
326	118	5	9	132	3	0	0	135	135	393	34.35%
330	220	12	27	259	7	0	3	269	269	1,691	15.91%
331	596	19	44	659	16	0	5	680	680	3,836	17.73%
332	1,109	39	100	1,248	29	0	5	1,282	1,282	6,646	19.29%
333	158	8	20	186	5	0	7	198	198	1,763	11.23%
340	652	31	51	734	17	0	7	758	758	5,155	14.70%
341	273	9	38	320	6	0	0	326	326	1,716	19.00%
342	1,058	48	119	1,225	27	0	10	1,262	1,262	7,477	16.88%
343	182	6	18	206	2	0	0	208	208	1,089	19.10%

Canvass Results Report

Official Ballot Tally

Run Time 9:07 AM
Run Date 06/13/2022

Marion County, Oregon

May 17, 2022 Primary Election

5/17/2022

Page 2

Official Results

Registered Voters
75419 of 217858 = 34.62%

Precincts Reporting
117 of 117 = 100.00%

US Senator - Democrat - Vote for 1

Precinct	Ron Wyden	Brent Thompson	William E Barlow III	Cast Votes	Undervotes	Overvotes	Misc. write-in	Vote By Mail Ballots Cast	Total Ballots Cast	Registered Voters	Turnout Percentage
350	304	30	52	386	14	0	7	407	407	5,516	7.38%
351	108	3	11	122	3	0	1	126	126	1,431	8.81%
352	254	18	37	309	6	0	3	318	318	3,287	9.67%
353	11	1	6	18	2	0	0	20	20	182	10.99%
354	117	8	18	143	1	0	0	144	144	1,225	11.76%
355	6	0	0	6	0	0	0	6	6	108	5.56%
361	225	13	39	277	14	0	2	293	293	3,721	7.87%
362	284	25	54	363	5	0	2	370	370	3,103	11.92%
363	338	30	38	406	12	0	6	424	424	4,306	9.85%
370	1,216	24	78	1,318	44	0	6	1,368	1,368	5,137	26.63%
371	952	36	87	1,075	24	0	7	1,106	1,106	5,216	21.20%
372	696	28	99	823	17	0	7	847	847	4,908	17.26%
401	365	19	35	419	15	0	1	435	435	2,844	15.30%
402	644	39	71	754	15	0	4	773	773	5,389	14.34%
403	604	22	54	680	16	0	11	707	707	4,881	14.48%
404	440	23	52	515	18	0	6	539	539	4,400	12.25%
405	640	38	66	744	21	1	15	781	781	7,232	10.80%
406	105	8	19	132	2	0	1	135	135	1,388	9.73%
505	39	3	7	49	1	0	1	51	51	338	15.09%
515	58	3	10	71	3	0	2	76	76	687	11.06%

Canvass Results Report

Official Ballot Tally

Run Time 9:07 AM

Run Date 06/13/2022

Marion County, Oregon

May 17, 2022 Primary Election

5/17/2022

Page 3

Official Results

Registered Voters

75419 of 217858 = 34.62%

Precincts Reporting

117 of 117 = 100.00%

US Senator - Democrat - Vote for 1

Precinct	Ron Wyden	Brent Thompson	William E Barlow III	Cast Votes	Undervotes	Overvotes	Misc. write-in	Vote By Mail Ballots Cast	Total Ballots Cast	Registered Voters	Turnout Percentage
525	136	5	21	162	12	0	3	177	177	880	20.11%
535	140	5	18	163	2	0	0	165	165	1,973	8.36%
545	112	10	13	135	19	0	2	156	156	1,361	11.46%
555	250	17	18	285	8	0	2	295	295	2,237	13.19%
577	46	4	6	56	0	0	2	58	58	619	9.37%
579	28	4	2	34	1	0	1	36	36	221	16.29%
580	77	5	22	104	3	0	1	108	108	1,105	9.77%
581	236	11	27	274	11	0	3	288	288	3,012	9.56%
582	73	8	11	92	7	0	1	100	100	1,330	7.52%
583	89	8	5	102	4	0	2	108	108	1,398	7.73%
584	0	0	0	0	0	0	0	0	0	27	0.00%
586	30	0	3	33	1	0	0	34	34	447	7.61%
587	5	1	0	6	1	0	0	7	7	89	7.87%
588	0	0	0	0	0	0	0	0	0	17	0.00%
589	6	0	0	6	0	0	0	6	6	47	12.77%
590	47	11	13	71	9	0	3	83	83	963	8.62%
591	49	6	4	59	2	0	1	62	62	827	7.50%
592	13	1	0	14	0	0	0	14	14	161	8.70%
593	2	0	0	2	0	0	0	2	2	71	2.82%
594	17	3	4	24	1	0	2	27	27	384	7.03%

Canvass Results Report

Official Ballot Tally

Run Time 9:07 AM

Run Date 06/13/2022

Marion County, Oregon

May 17, 2022 Primary Election

5/17/2022

Page 4

Official Results

Registered Voters

75419 of 217858 = 34.62%

Precincts Reporting

117 of 117 = 100.00%

US Senator - Democrat - Vote for 1

Precinct	Ron Wyden	Brent Thompson	William E Barlow III	Cast Votes	Undervotes	Overvotes	Misc. write-in	Vote By Mail Ballots Cast	Total Ballots Cast	Registered Voters	Turnout Percentage
615	22	2	1	25	3	0	0	28	28	288	9.72%
625	413	24	36	473	8	0	3	484	484	3,212	15.07%
635	735	25	50	810	17	0	4	831	831	4,226	19.66%
645	260	19	26	305	11	0	3	319	319	2,431	13.12%
655	420	35	60	515	12	0	1	528	528	5,729	9.22%
673	232	17	37	286	4	0	1	291	291	3,325	8.75%
674	94	10	12	116	4	0	4	124	124	1,374	9.02%
676	68	3	9	80	1	0	0	81	81	476	17.02%
677	35	2	4	41	2	0	1	44	44	376	11.70%
678	27	4	8	39	1	0	1	41	41	386	10.62%
679	83	8	23	114	3	0	4	121	121	1,308	9.25%
680	25	4	2	31	1	0	0	32	32	360	8.89%
681	224	24	21	269	6	0	4	279	279	1,841	15.15%
682	374	23	30	427	10	0	9	446	446	3,464	12.88%
683	107	4	9	120	6	0	1	127	127	1,358	9.35%
684	47	1	3	51	0	0	2	53	53	515	10.29%
686	14	2	2	18	0	0	0	18	18	203	8.87%
687	15	0	0	15	0	0	0	15	15	126	11.90%
688	57	5	14	76	2	0	1	79	79	610	12.95%
689	0	0	0	0	0	0	0	0	0	14	0.00%

Canvass Results Report

Official Ballot Tally

Run Time 9:07 AM

Run Date 06/13/2022

Marion County, Oregon

May 17, 2022 Primary Election

5/17/2022

Page 5

Official Results

Registered Voters
75419 of 217858 = 34.62%

Precincts Reporting
117 of 117 = 100.00%

US Senator - Democrat - Vote for 1

Precinct	Ron Wyden	Brent Thompson	William E Barlow III	Cast Votes	Undervotes	Overvotes	Misc. write-in	Vote By Mail Ballots Cast	Total Ballots Cast	Registered Voters	Turnout Percentage
690	357	33	56	446	9	0	3	458	458	5,406	8.47%
691	508	28	64	600	14	0	8	622	622	5,632	11.04%
692	4	0	1	5	0	0	0	5	5	71	7.04%
694	1	0	0	1	0	0	0	1	1	3	33.33%
696	6	2	0	8	0	0	0	8	8	184	4.35%
697	467	35	57	559	11	0	8	578	578	5,693	10.15%
698	131	7	5	143	1	0	0	144	144	1,340	10.75%
699	0	0	0	0	0	0	0	0	0	2	0.00%
705	154	13	25	192	3	0	3	198	198	2,144	9.24%
715	153	20	22	195	3	0	2	200	200	2,877	6.95%
725	133	10	17	160	0	0	3	163	163	2,242	7.27%
779	208	7	28	243	4	0	0	247	247	1,470	16.80%
780	210	5	16	231	9	0	2	242	242	1,317	18.38%
781	108	6	3	117	0	0	0	117	117	635	18.43%
782	22	2	1	25	0	0	0	25	25	119	21.01%
783	65	3	9	77	1	0	0	78	78	660	11.82%
784	22	0	3	25	2	0	0	27	27	242	11.16%
786	10	1	2	13	2	0	0	15	15	286	5.24%
787	181	8	25	214	11	0	4	229	229	1,863	12.29%
788	151	8	12	171	5	0	0	176	176	1,865	9.44%

Canvass Results Report

Official Ballot Tally

Run Time 9:07 AM

Run Date 06/13/2022

Marion County, Oregon

May 17, 2022 Primary Election

5/17/2022

Page 6

Official Results

Registered Voters

75419 of 217858 = 34.62%

Precincts Reporting

117 of 117 = 100.00%

US Senator - Democrat - Vote for 1

Precinct	Ron Wyden	Brent Thompson	William E Barlow III	Cast Votes	Undervotes	Overvotes	Misc. write-in	Vote By Mail Ballots Cast	Total Ballots Cast	Registered Voters	Turnout Percentage
789	274	23	33	330	10	0	6	346	346	3,232	10.71%
790	24	1	3	28	0	0	3	31	31	356	8.71%
791	104	2	9	115	2	0	1	118	118	1,285	9.18%
792	10	0	0	10	0	0	0	10	10	62	16.13%
815	148	9	12	169	6	0	3	178	178	2,009	8.86%
825	140	8	20	168	5	0	1	174	174	1,681	10.35%
835	227	10	12	249	9	0	0	258	258	1,831	14.09%
845	502	34	34	570	13	0	4	587	587	2,925	20.07%
855	335	18	40	393	15	0	1	409	409	2,819	14.51%
865	103	8	13	124	3	0	2	129	129	1,745	7.39%
905	20	5	0	25	1	0	0	26	26	235	11.06%
915	34	1	0	35	0	0	1	36	36	311	11.58%
925	8	2	2	12	0	0	0	12	12	135	8.89%
935	2	0	0	2	1	0	1	4	4	56	7.14%
981	29	3	0	32	1	0	1	34	34	319	10.66%
982	0	0	0	0	0	0	0	0	0	0	0.00%
983	0	0	0	0	0	0	0	0	0	0	0.00%
Totals	24,572	1,308	2,632	28,512	754	1	266	29,533	29,533	217,858	13.56%

Canvass Results Report

Official Ballot Tally

Run Time 9:07 AM

Run Date 06/13/2022

Marion County, Oregon

May 17, 2022 Primary Election

5/17/2022

Page 7

Official Results

Registered Voters

75419 of 217858 = 34.62%

Precincts Reporting

117 of 117 = 100.00%

US Senator - Republican - Vote for 1

Precinct	Darin Harbick	Sam Palmer	Jo Rae Perkins	Christopher C Christensen	Ibra A Taher	Robert M Fleming	Jason Beebe	Cast Votes	Undervotes	Overvotes	Misc. write-in	Vote By Mail Ballots Cast	Total Ballots Cast	Registered Voters
310	110	37	115	34	8	7	41	352	27	0	8	387	387	5,296
311	7	1	7	1	1	1	4	22	4	0	0	26	26	362
312	13	3	16	3	1	1	3	40	4	0	0	44	44	425
313	0	0	0	0	0	0	0	0	0	0	0	0	0	0
314	95	22	94	34	8	7	31	291	40	0	2	333	333	3,892
320	13	4	21	0	3	2	5	48	6	0	2	56	56	768
321	33	17	20	12	5	4	10	101	16	0	0	117	117	2,349
322	71	37	77	25	4	6	23	243	35	1	3	282	282	3,483
323	90	32	91	43	4	4	34	298	58	0	9	365	365	4,172
324	4	1	4	1	0	0	3	13	1	0	0	14	14	203
325	0	0	0	0	0	0	0	0	0	0	0	0	0	0
326	24	7	13	3	0	1	6	54	10	0	1	65	65	393
330	56	14	42	22	8	6	16	164	17	0	2	183	183	1,691
331	170	67	141	61	5	20	50	514	56	0	7	577	577	3,836
332	284	76	242	64	18	11	79	774	96	0	15	885	885	6,646
333	66	23	56	24	4	9	22	204	28	0	2	234	234	1,763
340	257	43	274	60	13	12	73	732	87	0	6	825	825	5,155
341	77	24	71	20	4	3	26	225	31	0	4	260	260	1,716
342	357	92	450	88	14	14	96	1,111	104	0	11	1,226	1,226	7,477
343	65	23	50	16	3	3	12	172	12	0	3	187	187	1,089

Canvass Results Report

Official Ballot Tally

Run Time 9:07 AM

Run Date 06/13/2022

Marion County, Oregon

May 17, 2022 Primary Election

5/17/2022

Page 8

Official Results

Registered Voters

75419 of 217858 = 34.62%

Precincts Reporting

117 of 117 = 100.00%

US Senator - Republican - Vote for 1

Precinct	Turnout Percentage
310	7.31%
311	7.18%
312	10.35%
313	0.00%
314	8.56%
320	7.29%
321	4.98%
322	8.10%
323	8.75%
324	6.90%
325	0.00%
326	16.54%
330	10.82%
331	15.04%
332	13.32%
333	13.27%
340	16.00%
341	15.15%
342	16.40%
343	17.17%

Canvass Results Report

Official Ballot Tally

Run Time 9:07 AM

Run Date 06/13/2022

Marion County, Oregon

May 17, 2022 Primary Election

5/17/2022

Page 9

Official Results

Registered Voters

75419 of 217858 = 34.62%

Precincts Reporting

117 of 117 = 100.00%

US Senator - Republican - Vote for 1

Precinct	Darin Harbick	Sam Palmer	Jo Rae Perkins	Christopher C Christensen	Ibra A Taher	Robert M Fleming	Jason Beebe	Cast Votes	Undervotes	Overvotes	Misc. write-in	Vote By Mail Ballots Cast	Total Ballots Cast	Registered Voters
350	102	44	96	29	7	7	33	318	21	0	3	342	342	5,516
351	47	17	35	6	0	1	10	116	12	0	3	131	131	1,431
352	99	29	99	31	3	15	27	303	21	0	2	326	326	3,287
353	10	1	8	0	0	1	1	21	0	0	0	21	21	182
354	24	8	18	6	1	3	5	65	6	0	2	73	73	1,225
355	3	0	2	0	0	0	4	9	0	0	0	9	9	108
361	62	49	68	28	2	6	32	247	20	0	2	269	269	3,721
362	58	26	78	31	9	9	19	230	20	0	1	251	251	3,103
363	146	45	144	53	4	13	35	440	33	0	5	478	478	4,306
370	226	51	244	72	17	20	65	695	157	0	12	864	864	5,137
371	212	63	256	68	16	11	54	680	93	0	12	785	785	5,216
372	209	74	219	71	10	10	50	643	60	0	7	710	710	4,908
401	188	40	159	57	10	9	51	514	52	0	2	568	568	2,844
402	383	100	298	85	15	14	68	963	110	0	7	1,080	1,080	5,389
403	369	62	321	68	14	12	68	914	92	0	4	1,010	1,010	4,881
404	233	73	196	62	15	11	57	647	63	0	6	716	716	4,400
405	269	76	245	75	16	35	72	788	72	0	7	867	867	7,232
406	67	5	59	13	2	7	14	167	11	0	0	178	178	1,388
505	15	6	21	5	1	0	10	58	8	0	3	69	69	338
515	24	17	36	7	0	0	16	100	4	0	2	106	106	687

Canvass Results Report

Official Ballot Tally

Run Time 9:07 AM

Run Date 06/13/2022

Marion County, Oregon

May 17, 2022 Primary Election

5/17/2022

Page 10

Official Results

Registered Voters

75419 of 217858 = 34.62%

Precincts Reporting

117 of 117 = 100.00%

US Senator - Republican - Vote for 1

Precinct	Turnout Percentage
350	6.20%
351	9.15%
352	9.92%
353	11.54%
354	5.96%
355	8.33%
361	7.23%
362	8.09%
363	11.10%
370	16.82%
371	15.05%
372	14.47%
401	19.97%
402	20.04%
403	20.69%
404	16.27%
405	11.99%
406	12.82%
505	20.41%
515	15.43%

Canvass Results Report

Official Ballot Tally

Run Time 9:07 AM

Run Date 06/13/2022

Marion County, Oregon

May 17, 2022 Primary Election

5/17/2022

Page 11

Official Results

Registered Voters

75419 of 217858 = 34.62%

Precincts Reporting

117 of 117 = 100.00%

US Senator - Republican - Vote for 1

Precinct	Darin Harbick	Sam Palmer	Jo Rae Perkins	Christopher C Christensen	Ibra A Taher	Robert M Fleming	Jason Beebe	Cast Votes	Undervotes	Overvotes	Misc. write-in	Vote By Mail Ballots Cast	Total Ballots Cast	Registered Voters
525	62	18	52	21	0	5	16	174	23	0	0	197	197	880
535	84	33	84	21	2	10	33	267	12	0	1	280	280	1,973
545	26	21	41	14	1	2	16	121	9	0	3	133	133	1,361
555	138	65	112	18	2	6	28	369	34	0	4	407	407	2,237
577	57	23	57	3	1	6	14	161	15	0	0	176	176	619
579	23	8	15	2	1	0	6	55	5	0	0	60	60	221
580	106	33	89	17	1	5	27	278	31	0	1	310	310	1,105
581	172	66	173	41	7	12	54	525	54	0	8	587	587	3,012
582	94	35	111	18	5	5	31	299	39	0	1	339	339	1,330
583	85	31	144	30	3	0	24	317	25	0	2	344	344	1,398
584	3	0	1	0	0	0	0	4	0	0	0	4	4	27
586	37	10	45	11	1	3	10	117	9	0	0	126	126	447
587	17	5	9	0	0	0	3	34	5	0	0	39	39	89
588	0	0	0	0	0	0	1	1	1	0	0	2	2	17
589	7	0	2	1	0	0	0	10	1	0	0	11	11	47
590	76	39	107	12	8	6	30	278	17	0	1	296	296	963
591	25	16	42	18	4	2	6	113	8	0	0	121	121	827
592	24	3	19	3	0	0	3	52	2	0	1	55	55	161
593	5	0	5	2	0	0	0	12	2	0	0	14	14	71
594	14	8	23	2	0	1	5	53	3	0	1	57	57	384

Canvass Results Report

Official Ballot Tally

Run Time 9:07 AM

Run Date 06/13/2022

Marion County, Oregon

May 17, 2022 Primary Election

5/17/2022

Page 12

Official Results

Registered Voters

75419 of 217858 = 34.62%

Precincts Reporting

117 of 117 = 100.00%

US Senator - Republican - Vote for 1

Precinct	Turnout Percentage
525	22.39%
535	14.19%
545	9.77%
555	18.19%
577	28.43%
579	27.15%
580	28.05%
581	19.49%
582	25.49%
583	24.61%
584	14.81%
586	28.19%
587	43.82%
588	11.76%
589	23.40%
590	30.74%
591	14.63%
592	34.16%
593	19.72%
594	14.84%

Canvass Results Report

Official Ballot Tally

Run Time 9:07 AM

Run Date 06/13/2022

Marion County, Oregon

May 17, 2022 Primary Election

5/17/2022

Page 13

Official Results

Registered Voters

75419 of 217858 = 34.62%

Precincts Reporting

117 of 117 = 100.00%

US Senator - Republican - Vote for 1

Precinct	Darin Harbick	Sam Palmer	Jo Rae Perkins	Christopher C Christensen	Ibra A Taher	Robert M Fleming	Jason Beebe	Cast Votes	Undervotes	Overvotes	Misc. write-in	Vote By Mail Ballots Cast	Total Ballots Cast	Registered Voters
615	14	12	17	1	1	0	3	48	2	0	0	50	50	288
625	108	54	156	31	14	4	38	405	39	0	6	450	450	3,212
635	202	83	219	39	16	10	56	625	63	0	4	692	692	4,226
645	213	80	204	40	10	19	69	635	82	0	4	721	721	2,431
655	366	124	354	97	15	25	93	1,074	92	0	9	1,175	1,175	5,729
673	106	44	105	33	8	15	22	333	29	0	2	364	364	3,325
674	142	42	100	21	10	11	45	371	30	0	0	401	401	1,374
676	45	13	31	11	3	2	15	120	8	0	1	129	129	476
677	30	7	25	3	2	0	11	78	4	0	0	82	82	376
678	19	4	16	8	4	2	3	56	5	0	0	61	61	386
679	135	45	147	31	1	8	31	398	44	0	0	442	442	1,308
680	51	9	38	5	1	3	6	113	8	1	0	122	122	360
681	132	56	127	20	4	10	36	385	29	0	1	415	415	1,841
682	300	104	262	52	3	9	62	792	71	0	5	868	868	3,464
683	136	44	131	24	3	8	40	386	31	0	3	420	420	1,358
684	34	18	47	7	2	3	10	121	9	0	0	130	130	515
686	23	8	16	2	0	0	4	53	4	0	0	57	57	203
687	7	2	9	4	0	0	3	25	6	0	2	33	33	126
688	57	10	50	13	2	0	8	140	23	0	0	163	163	610
689	2	0	2	0	0	0	0	4	0	0	0	4	4	14

Canvass Results Report

Official Ballot Tally

Run Time 9:07 AM

Run Date 06/13/2022

Marion County, Oregon

May 17, 2022 Primary Election

5/17/2022

Page 14

Official Results

Registered Voters

75419 of 217858 = 34.62%

Precincts Reporting

117 of 117 = 100.00%

US Senator - Republican - Vote for 1

Precinct	Turnout Percentage
615	17.36%
625	14.01%
635	16.37%
645	29.66%
655	20.51%
673	10.95%
674	29.18%
676	27.10%
677	21.81%
678	15.80%
679	33.79%
680	33.89%
681	22.54%
682	25.06%
683	30.93%
684	25.24%
686	28.08%
687	26.19%
688	26.72%
689	28.57%

Canvass Results Report

Official Ballot Tally

Run Time 9:07 AM

Run Date 06/13/2022

Marion County, Oregon

May 17, 2022 Primary Election

5/17/2022

Page 15

Official Results

Registered Voters

75419 of 217858 = 34.62%

Precincts Reporting

117 of 117 = 100.00%

US Senator - Republican - Vote for 1

Precinct	Darin Harbick	Sam Palmer	Jo Rae Perkins	Christopher C Christensen	Ibra A Taher	Robert M Fleming	Jason Beebe	Cast Votes	Undervotes	Overvotes	Misc. write-in	Vote By Mail Ballots Cast	Total Ballots Cast	Registered Voters
690	145	45	138	39	6	25	40	438	34	0	4	476	476	5,406
691	272	99	253	59	10	16	73	782	57	0	4	843	843	5,632
692	11	1	4	1	0	0	0	17	2	0	0	19	19	71
694	0	0	0	1	0	0	0	1	0	0	0	1	1	3
696	5	1	7	3	1	1	2	20	0	0	0	20	20	184
697	170	74	180	38	15	19	44	540	25	0	9	574	574	5,693
698	78	37	127	12	7	7	32	300	23	0	3	326	326	1,340
699	0	0	0	0	0	0	0	0	0	0	0	0	0	2
705	161	29	146	42	9	5	49	441	34	0	3	478	478	2,144
715	153	52	149	29	11	10	45	449	35	0	1	485	485	2,877
725	96	38	129	28	2	10	36	339	9	0	1	349	349	2,242
779	92	33	112	30	4	7	21	299	31	0	0	330	330	1,470
780	97	21	91	25	6	4	17	261	39	0	2	302	302	1,317
781	39	9	59	7	2	1	22	139	13	0	1	153	153	635
782	3	4	7	0	0	3	2	19	5	0	0	24	24	119
783	64	12	51	19	1	6	5	158	19	0	2	179	179	660
784	15	3	10	8	1	2	5	44	8	0	0	52	52	242
786	26	7	24	5	0	3	11	76	5	0	1	82	82	286
787	158	60	147	31	6	12	50	464	38	0	7	509	509	1,863
788	142	41	156	34	5	12	25	415	33	0	2	450	450	1,865

Canvass Results Report

Official Ballot Tally

Run Time 9:07 AM

Run Date 06/13/2022

Marion County, Oregon

May 17, 2022 Primary Election

5/17/2022

Page 16

Official Results

Registered Voters

75419 of 217858 = 34.62%

Precincts Reporting

117 of 117 = 100.00%

US Senator - Republican - Vote for 1

Precinct	Turnout Percentage
690	8.81%
691	14.97%
692	26.76%
694	33.33%
696	10.87%
697	10.08%
698	24.33%
699	0.00%
705	22.29%
715	16.86%
725	15.57%
779	22.45%
780	22.93%
781	24.09%
782	20.17%
783	27.12%
784	21.49%
786	28.67%
787	27.32%
788	24.13%

Canvass Results Report

Official Ballot Tally

Run Time 9:07 AM

Run Date 06/13/2022

Marion County, Oregon

May 17, 2022 Primary Election

5/17/2022

Page 17

Official Results

Registered Voters

75419 of 217858 = 34.62%

Precincts Reporting

117 of 117 = 100.00%

US Senator - Republican - Vote for 1

Precinct	Darin Harbick	Sam Palmer	Jo Rae Perkins	Christopher C Christensen	Ibra A Taher	Robert M Fleming	Jason Beebe	Cast Votes	Undervotes	Overvotes	Misc. write-in	Vote By Mail Ballots Cast	Total Ballots Cast	Registered Voters
789	235	85	227	50	7	23	71	698	67	0	5	770	770	3,232
790	32	7	27	2	1	1	8	78	11	0	0	89	89	356
791	81	31	79	12	3	5	27	238	17	0	1	256	256	1,285
792	4	1	5	1	0	0	0	11	0	0	0	11	11	62
815	51	22	55	32	4	5	23	192	10	0	1	203	203	2,009
825	26	9	48	11	4	4	5	107	4	0	0	111	111	1,681
835	75	15	101	24	3	3	24	245	24	0	2	271	271	1,831
845	124	62	147	62	13	20	35	463	41	0	5	509	509	2,925
855	116	33	129	31	5	11	29	354	16	0	4	374	374	2,819
865	34	19	39	5	2	3	12	114	9	0	3	126	126	1,745
905	13	4	9	0	0	0	1	27	1	0	0	28	28	235
915	21	8	11	2	0	3	6	51	6	0	1	58	58	311
925	13	5	7	0	0	4	7	36	2	0	0	38	38	135
935	4	0	3	0	0	2	0	9	1	0	0	10	10	56
981	17	15	18	6	0	0	8	64	6	0	1	71	71	319
982	0	0	0	0	0	0	0	0	0	0	0	0	0	0
983	0	0	0	0	0	0	0	0	0	0	0	0	0	0
Totals	10,288	3,364	10,268	2,603	508	714	2,822	30,567	2,986	2	278	33,833	33,833	217,858

Canvass Results Report

Official Ballot Tally

Run Time 9:07 AM

Run Date 06/13/2022

Marion County, Oregon

May 17, 2022 Primary Election

5/17/2022

Page 18

Official Results

Registered Voters

75419 of 217858 = 34.62%

Precincts Reporting

117 of 117 = 100.00%

US Senator - Republican - Vote for 1

Precinct	Turnout Percentage
789	23.82%
790	25.00%
791	19.92%
792	17.74%
815	10.10%
825	6.60%
835	14.80%
845	17.40%
855	13.27%
865	7.22%
905	11.91%
915	18.65%
925	28.15%
935	17.86%
981	22.26%
982	0.00%
983	0.00%
Totals	15.53%

Canvass Results Report

Official Ballot Tally

Run Time 9:07 AM

Run Date 06/13/2022

Marion County, Oregon

May 17, 2022 Primary Election

5/17/2022

Page 21

Official Results

Registered Voters
75419 of 217858 = 34.62%

Precincts Reporting
117 of 117 = 100.00%

US Representative, 5th District - Democrat - Vote for 1

Precinct	Kurt Schrader	Jamie McLeod-Skinner	Cast Votes	Undervotes	Overvotes	Misc. write-in	Vote By Mail Ballots Cast	Total Ballots Cast	Registered Voters	Turnout Percentage
555	165	117	282	9	1	3	295	295	2,237	13.19%
579	17	18	35	1	0	0	36	36	221	16.29%
583	65	35	100	6	0	2	108	108	1,398	7.73%
586	12	20	32	1	0	1	34	34	447	7.61%
587	2	4	6	1	0	0	7	7	89	7.87%
590	34	38	72	8	0	3	83	83	963	8.62%
591	33	26	59	2	0	1	62	62	827	7.50%
593	1	1	2	0	0	0	2	2	71	2.82%
594	17	7	24	1	0	2	27	27	384	7.03%
615	16	10	26	2	0	0	28	28	288	9.72%
625	203	266	469	12	0	3	484	484	3,212	15.07%
635	354	454	808	19	0	4	831	831	4,226	19.66%
645	182	127	309	7	0	3	319	319	2,431	13.12%
655	320	193	513	14	0	1	528	528	5,729	9.22%
674	77	42	119	3	0	2	124	124	1,374	9.02%
676	39	42	81	0	0	0	81	81	476	17.02%
677	29	12	41	2	0	1	44	44	376	11.70%
679	70	44	114	3	0	4	121	121	1,308	9.25%
680	20	11	31	1	0	0	32	32	360	8.89%
681	123	146	269	7	0	3	279	279	1,841	15.15%

Canvass Results Report

Official Ballot Tally

Run Time 9:07 AM

Run Date 06/13/2022

Marion County, Oregon

May 17, 2022 Primary Election

5/17/2022

Page 22

Official Results

Registered Voters
75419 of 217858 = 34.62%

Precincts Reporting
117 of 117 = 100.00%

US Representative, 5th District - Democrat - Vote for 1

Precinct	Kurt Schrader	Jamie McLeod-Skinner	Cast Votes	Undervotes	Overvotes	Misc. write-in	Vote By Mail Ballots Cast	Total Ballots Cast	Registered Voters	Turnout Percentage
682	292	131	423	13	0	10	446	446	3,464	12.88%
683	77	45	122	3	0	2	127	127	1,358	9.35%
684	31	21	52	0	0	1	53	53	515	10.29%
686	11	7	18	0	0	0	18	18	203	8.87%
687	5	10	15	0	0	0	15	15	126	11.90%
688	40	37	77	1	0	1	79	79	610	12.95%
689	0	0	0	0	0	0	0	0	14	0.00%
698	68	71	139	4	0	1	144	144	1,340	10.75%
786	7	7	14	1	0	0	15	15	286	5.24%
790	18	11	29	1	0	1	31	31	356	8.71%
905	15	10	25	1	0	0	26	26	235	11.06%
915	24	10	34	0	0	2	36	36	311	11.58%
925	6	6	12	0	0	0	12	12	135	8.89%
935	1	2	3	0	0	1	4	4	56	7.14%
981	20	12	32	1	0	1	34	34	319	10.66%
983	0	0	0	0	0	0	0	0	0	0.00%
Totals	2,394	1,993	4,387	124	1	53	4,565	4,565	37,586	12.15%

Canvass Results Report

Official Ballot Tally

Run Time 9:07 AM

Run Date 06/13/2022

Marion County, Oregon

May 17, 2022 Primary Election

5/17/2022

Page 23

Official Results

Registered Voters

75419 of 217858 = 34.62%

Precincts Reporting

117 of 117 = 100.00%

US Representative, 5th District - Republican - Vote for 1

Precinct	Madison Oatman	Laurel L Roses	Jimmy Crumpacker	Lori Chavez-DeRemer	John Di Paola	Cast Votes	Undervotes	Overvotes	Misc. write-in	Vote By Mail Ballots Cast	Total Ballots Cast	Registered Voters	Turnout Percentage
555	15	44	138	118	61	376	28	0	3	407	407	2,237	18.19%
579	3	5	24	14	8	54	6	0	0	60	60	221	27.15%
583	9	18	93	91	112	323	21	0	0	344	344	1,398	24.61%
586	1	17	37	45	17	117	9	0	0	126	126	447	28.19%
587	0	2	17	10	6	35	4	0	0	39	39	89	43.82%
590	3	23	90	107	55	278	18	0	0	296	296	963	30.74%
591	4	11	36	45	21	117	4	0	0	121	121	827	14.63%
593	2	0	7	0	3	12	2	0	0	14	14	71	19.72%
594	2	4	20	15	10	51	4	0	2	57	57	384	14.84%
615	0	3	19	18	9	49	1	0	0	50	50	288	17.36%
625	21	46	131	127	88	413	33	0	4	450	450	3,212	14.01%
635	22	66	221	222	99	630	57	0	5	692	692	4,226	16.37%
645	19	65	251	197	115	647	71	0	3	721	721	2,431	29.66%
655	50	119	374	347	166	1,056	115	0	4	1,175	1,175	5,729	20.51%
674	20	32	108	129	77	366	33	0	2	401	401	1,374	29.18%
676	8	18	27	30	33	116	12	0	1	129	129	476	27.10%
677	3	10	13	34	17	77	5	0	0	82	82	376	21.81%
679	9	42	131	147	76	405	36	0	1	442	442	1,308	33.79%
680	3	4	42	45	16	110	11	1	0	122	122	360	33.89%
681	5	33	100	148	100	386	28	0	1	415	415	1,841	22.54%

Canvass Results Report

Official Ballot Tally

Run Time 9:07 AM

Run Date 06/13/2022

Marion County, Oregon

May 17, 2022 Primary Election

5/17/2022

Page 24

Official Results

Registered Voters

75419 of 217858 = 34.62%

Precincts Reporting

117 of 117 = 100.00%

US Representative, 5th District - Republican - Vote for 1

Precinct	Madison Oatman	Laurel L Roses	Jimmy Crumpacker	Lori Chavez-DeRemer	John Di Paola	Cast Votes	Undervotes	Overvotes	Misc. write-in	Vote By Mail Ballots Cast	Total Ballots Cast	Registered Voters	Turnout Percentage
682	26	95	259	308	113	801	65	0	2	868	868	3,464	25.06%
683	12	48	106	150	71	387	30	0	3	420	420	1,358	30.93%
684	7	17	44	39	17	124	6	0	0	130	130	515	25.24%
686	0	9	24	17	4	54	3	0	0	57	57	203	28.08%
687	0	0	11	11	6	28	3	0	2	33	33	126	26.19%
688	3	9	47	55	28	142	20	0	1	163	163	610	26.72%
689	0	0	2	2	0	4	0	0	0	4	4	14	28.57%
698	6	27	92	100	75	300	22	0	4	326	326	1,340	24.33%
786	3	6	28	27	13	77	4	0	1	82	82	286	28.67%
790	1	3	33	27	13	77	12	0	0	89	89	356	25.00%
905	0	4	12	4	6	26	2	0	0	28	28	235	11.91%
915	1	9	20	13	7	50	6	0	2	58	58	311	18.65%
925	1	3	9	14	7	34	4	0	0	38	38	135	28.15%
935	1	0	3	4	0	8	2	0	0	10	10	56	17.86%
981	1	4	30	10	19	64	6	0	1	71	71	319	22.26%
983	0	0	0	0	0	0	0	0	0	0	0	0	0.00%
Totals	261	796	2,599	2,670	1,468	7,794	683	1	42	8,520	8,520	37,586	22.67%

Canvass Results Report

Official Ballot Tally

Run Time 9:07 AM

Run Date 06/13/2022

Marion County, Oregon

May 17, 2022 Primary Election

5/17/2022

Page 25

Official Results

Registered Voters

75419 of 217858 = 34.62%

Precincts Reporting

117 of 117 = 100.00%

US Representative, 6th District - Democrat - Vote for 1

Precinct	Cody Reynolds	Teresa Alonso Leon	Andrea Salinas	Loretta Smith	Kathleen Harder	Matt West	Greg Goodwin	Carrick Flynn	Ricky Barajas	Cast Votes	Undervotes	Overvotes	Misc. write-in
310	79	134	272	90	96	79	2	114	10	876	21	0	4
311	6	13	45	11	9	11	0	17	0	112	0	0	0
312	7	32	36	3	8	8	1	20	0	115	2	1	0
313	0	0	0	0	0	0	0	0	0	0	0	0	0
314	62	112	304	73	75	102	1	96	1	826	18	0	6
320	13	9	19	6	8	2	0	10	0	67	4	0	1
321	40	36	98	30	32	38	0	45	3	322	8	0	0
322	44	33	70	34	21	42	1	85	5	335	15	1	3
323	63	79	477	84	219	87	1	144	1	1,155	33	0	5
324	0	0	2	2	0	0	0	2	0	6	1	0	0
325	0	0	0	0	0	0	0	0	0	0	0	0	0
326	13	4	46	4	26	16	0	21	1	131	4	0	0
330	27	14	76	23	26	38	2	47	1	254	11	0	4
331	71	39	213	72	89	49	4	105	0	642	32	1	5
332	151	64	404	107	197	115	5	188	10	1,241	32	1	8
333	38	14	33	21	8	16	1	53	0	184	7	0	7
340	94	47	265	57	81	72	1	110	3	730	24	1	3
341	42	20	100	31	35	27	0	58	3	316	9	1	0
342	149	76	430	109	154	103	1	188	2	1,212	43	0	7
343	23	10	78	17	28	15	0	32	1	204	4	0	0

Canvass Results Report

Official Ballot Tally

Run Time 9:07 AM

Run Date 06/13/2022

Marion County, Oregon

May 17, 2022 Primary Election

5/17/2022

Page 26

Official Results

Registered Voters

75419 of 217858 = 34.62%

Precincts Reporting

117 of 117 = 100.00%

US Representative, 6th District - Democrat - Vote for 1

Precinct	Vote By Mail Ballots Cast	Total Ballots Cast	Registered Voters	Turnout Percentage
310	901	901	5,296	17.01%
311	112	112	362	30.94%
312	118	118	425	27.76%
313	0	0	0	0.00%
314	850	850	3,892	21.84%
320	72	72	768	9.38%
321	330	330	2,349	14.05%
322	354	354	3,483	10.16%
323	1,193	1,193	4,172	28.60%
324	7	7	203	3.45%
325	0	0	0	0.00%
326	135	135	393	34.35%
330	269	269	1,691	15.91%
331	680	680	3,836	17.73%
332	1,282	1,282	6,646	19.29%
333	198	198	1,763	11.23%
340	758	758	5,155	14.70%
341	326	326	1,716	19.00%
342	1,262	1,262	7,477	16.88%
343	208	208	1,089	19.10%

Canvass Results Report

Official Ballot Tally

Run Time 9:07 AM

Run Date 06/13/2022

Marion County, Oregon

May 17, 2022 Primary Election

5/17/2022

Page 27

Official Results

Registered Voters

75419 of 217858 = 34.62%

Precincts Reporting

117 of 117 = 100.00%

US Representative, 6th District - Democrat - Vote for 1

Precinct	Cody Reynolds	Teresa Alonso Leon	Andrea Salinas	Loretta Smith	Kathleen Harder	Matt West	Greg Goodwin	Carrick Flynn	Ricky Barajas	Cast Votes	Undervotes	Overvotes	Misc. write-in
350	53	109	73	25	23	28	2	68	6	387	12	0	8
351	11	21	30	6	8	11	0	36	0	123	2	0	1
352	51	23	71	25	22	32	1	78	1	304	10	0	4
353	4	3	5	0	1	3	0	3	0	19	1	0	0
354	20	44	25	14	8	11	0	20	1	143	1	0	0
355	1	1	0	1	2	1	0	0	0	6	0	0	0
361	43	51	70	20	15	28	1	48	3	279	12	1	1
362	71	33	86	31	28	36	1	69	2	357	12	1	0
363	80	36	88	29	38	30	3	91	4	399	15	0	10
370	88	82	481	83	330	101	2	152	5	1,324	42	0	2
371	91	50	374	104	194	96	6	144	5	1,064	34	0	8
372	98	53	234	89	98	88	1	143	5	809	30	1	7
401	68	38	116	41	29	36	1	86	2	417	15	0	3
402	99	46	221	85	77	61	5	137	1	732	35	2	4
403	117	48	185	46	55	56	3	158	2	670	26	0	11
404	70	34	139	36	60	55	5	114	2	515	19	0	5
405	127	66	166	76	55	73	1	169	12	745	21	0	15
406	17	11	41	10	12	6	3	29	0	129	4	0	2
505	13	1	10	5	6	2	0	11	1	49	0	0	2
515	14	1	18	5	2	4	0	23	1	68	6	0	2

Canvass Results Report

Official Ballot Tally

Run Time 9:07 AM

Run Date 06/13/2022

Marion County, Oregon

May 17, 2022 Primary Election

5/17/2022

Page 28

Official Results

Registered Voters

75419 of 217858 = 34.62%

Precincts Reporting

117 of 117 = 100.00%

US Representative, 6th District - Democrat - Vote for 1

Precinct	Vote By Mail Ballots Cast	Total Ballots Cast	Registered Voters	Turnout Percentage
350	407	407	5,516	7.38%
351	126	126	1,431	8.81%
352	318	318	3,287	9.67%
353	20	20	182	10.99%
354	144	144	1,225	11.76%
355	6	6	108	5.56%
361	293	293	3,721	7.87%
362	370	370	3,103	11.92%
363	424	424	4,306	9.85%
370	1,368	1,368	5,137	26.63%
371	1,106	1,106	5,216	21.20%
372	847	847	4,908	17.26%
401	435	435	2,844	15.30%
402	773	773	5,389	14.34%
403	707	707	4,881	14.48%
404	539	539	4,400	12.25%
405	781	781	7,232	10.80%
406	135	135	1,388	9.73%
505	51	51	338	15.09%
515	76	76	687	11.06%

Canvass Results Report

Official Ballot Tally

Run Time 9:07 AM

Run Date 06/13/2022

Marion County, Oregon

May 17, 2022 Primary Election

5/17/2022

Page 30

Official Results

Registered Voters

75419 of 217858 = 34.62%

Precincts Reporting

117 of 117 = 100.00%

US Representative, 6th District - Democrat - Vote for 1

Precinct	Vote By Mail Ballots Cast	Total Ballots Cast	Registered Voters	Turnout Percentage
525	177	177	880	20.11%
535	165	165	1,973	8.36%
545	156	156	1,361	11.46%
577	58	58	619	9.37%
580	108	108	1,105	9.77%
581	288	288	3,012	9.56%
582	100	100	1,330	7.52%
584	0	0	27	0.00%
588	0	0	17	0.00%
589	6	6	47	12.77%
592	14	14	161	8.70%
673	291	291	3,325	8.75%
678	41	41	386	10.62%
690	458	458	5,406	8.47%
691	622	622	5,632	11.04%
692	5	5	71	7.04%
694	1	1	3	33.33%
696	8	8	184	4.35%
697	578	578	5,693	10.15%
699	0	0	2	0.00%

Canvass Results Report

Official Ballot Tally

Run Time 9:07 AM

Run Date 06/13/2022

Marion County, Oregon

May 17, 2022 Primary Election

5/17/2022

Page 31

Official Results

Registered Voters

75419 of 217858 = 34.62%

Precincts Reporting

117 of 117 = 100.00%

US Representative, 6th District - Democrat - Vote for 1

Precinct	Cody Reynolds	Teresa Alonso Leon	Andrea Salinas	Loretta Smith	Kathleen Harder	Matt West	Greg Goodwin	Carrick Flynn	Ricky Barajas	Cast Votes	Undervotes	Overvotes	Misc. write-in
705	36	7	54	16	17	14	1	46	2	193	1	1	3
715	44	12	41	16	8	20	3	48	0	192	6	0	2
725	31	12	45	8	10	16	0	34	1	157	4	0	2
779	33	17	83	10	45	17	1	34	1	241	6	0	0
780	23	13	58	7	61	29	0	42	0	233	6	1	2
781	5	5	41	15	14	12	0	22	2	116	1	0	0
782	2	3	5	4	5	3	0	2	0	24	1	0	0
783	11	5	26	4	10	4	2	15	1	78	0	0	0
784	3	2	8	2	6	2	0	3	0	26	1	0	0
787	40	7	54	19	16	23	2	49	0	210	15	0	4
788	23	5	49	20	26	9	1	35	0	168	8	0	0
789	52	7	93	45	30	23	1	66	0	317	20	0	9
791	12	5	32	14	9	13	0	22	1	108	8	0	2
792	2	0	0	2	1	1	0	4	0	10	0	0	0
815	26	61	29	14	7	2	0	29	1	169	7	0	2
825	8	80	34	12	7	10	2	16	1	170	3	0	1
835	23	98	58	14	5	9	2	35	1	245	13	0	0
845	91	171	103	40	17	19	0	123	6	570	13	2	2
855	56	149	69	20	16	6	2	78	2	398	8	2	1

Canvass Results Report

Official Ballot Tally

Run Time 9:07 AM

Run Date 06/13/2022

Marion County, Oregon

May 17, 2022 Primary Election

5/17/2022

Page 32

Official Results

Registered Voters

75419 of 217858 = 34.62%

Precincts Reporting

117 of 117 = 100.00%

US Representative, 6th District - Democrat - Vote for 1

Precinct	Vote By Mail Ballots Cast	Total Ballots Cast	Registered Voters	Turnout Percentage
705	198	198	2,144	9.24%
715	200	200	2,877	6.95%
725	163	163	2,242	7.27%
779	247	247	1,470	16.80%
780	242	242	1,317	18.38%
781	117	117	635	18.43%
782	25	25	119	21.01%
783	78	78	660	11.82%
784	27	27	242	11.16%
787	229	229	1,863	12.29%
788	176	176	1,865	9.44%
789	346	346	3,232	10.71%
791	118	118	1,285	9.18%
792	10	10	62	16.13%
815	178	178	2,009	8.86%
825	174	174	1,681	10.35%
835	258	258	1,831	14.09%
845	587	587	2,925	20.07%
855	409	409	2,819	14.51%

Canvass Results Report

Official Ballot Tally

Run Time 9:07 AM

Run Date 06/13/2022

Marion County, Oregon

May 17, 2022 Primary Election

5/17/2022

Page 33

Official Results

Registered Voters

75419 of 217858 = 34.62%

Precincts Reporting

117 of 117 = 100.00%

US Representative, 6th District - Democrat - Vote for 1

Precinct	Cody Reynolds	Teresa Alonso Leon	Andrea Salinas	Loretta Smith	Kathleen Harder	Matt West	Greg Goodwin	Carrick Flynn	Ricky Barajas	Cast Votes	Undervotes	Overvotes	Misc. write-in
865	14	48	20	1	4	7	1	27	4	126	2	0	1
Totals	3,117	2,590	7,009	2,000	2,713	2,025	87	4,255	143	23,939	813	17	199

Canvass Results Report

Official Ballot Tally

Run Time 9:07 AM

Run Date 06/13/2022

Marion County, Oregon

May 17, 2022 Primary Election

5/17/2022

Page 34

Official Results

Registered Voters

75419 of 217858 = 34.62%

Precincts Reporting

117 of 117 = 100.00%

US Representative, 6th District - Democrat - Vote for 1

Precinct	Vote By Mail Ballots Cast	Total Ballots Cast	Registered Voters	Turnout Percentage
865	129	129	1,745	7.39%
Totals	24,968	24,968	180,272	13.85%

Canvass Results Report

Official Ballot Tally

Run Time 9:07 AM

Run Date 06/13/2022

Marion County, Oregon

May 17, 2022 Primary Election

5/17/2022

Page 35

Official Results

Registered Voters

75419 of 217858 = 34.62%

Precincts Reporting

117 of 117 = 100.00%

US Representative, 6th District - Republican - Vote for 1

Precinct	Amy L Ryan Courser	David Russ	Nathan A Sandvig	Angela Plowhead	Ron Noble	Mike Erickson	Jim Bunn	Cast Votes	Undervotes	Overvotes	Misc. write-in	Vote By Mail Ballots Cast	Total Ballots Cast	Registered Voters
310	75	9	12	41	51	127	45	360	22	0	5	387	387	5,296
311	2	1	2	1	5	11	1	23	2	0	1	26	26	362
312	7	1	2	8	4	13	6	41	3	0	0	44	44	425
313	0	0	0	0	0	0	0	0	0	0	0	0	0	0
314	48	14	11	45	47	110	28	303	29	0	1	333	333	3,892
320	16	1	2	4	4	18	4	49	6	0	1	56	56	768
321	14	9	6	14	7	43	12	105	11	0	1	117	117	2,349
322	53	4	10	36	29	96	30	258	20	1	3	282	282	3,483
323	67	12	12	53	52	108	14	318	40	0	7	365	365	4,172
324	1	0	0	3	0	5	3	12	2	0	0	14	14	203
325	0	0	0	0	0	0	0	0	0	0	0	0	0	0
326	14	3	4	7	13	15	5	61	2	0	2	65	65	393
330	28	6	9	19	16	66	25	169	11	0	3	183	183	1,691
331	84	18	18	89	83	192	51	535	37	0	5	577	577	3,836
332	145	31	36	102	115	310	72	811	61	0	13	885	885	6,646
333	28	13	9	34	26	72	27	209	24	0	1	234	234	1,763
340	152	28	38	81	114	284	70	767	55	0	3	825	825	5,155
341	49	7	17	36	27	79	16	231	26	0	3	260	260	1,716
342	218	31	55	167	139	466	73	1,149	70	0	7	1,226	1,226	7,477
343	28	7	5	33	38	47	16	174	10	0	3	187	187	1,089

Canvass Results Report

Official Ballot Tally

Run Time 9:07 AM

Run Date 06/13/2022

Marion County, Oregon

May 17, 2022 Primary Election

5/17/2022

Page 36

Official Results

Registered Voters

75419 of 217858 = 34.62%

Precincts Reporting

117 of 117 = 100.00%

US Representative, 6th District - Republican - Vote for 1

Precinct	Turnout Percentage
310	7.31%
311	7.18%
312	10.35%
313	0.00%
314	8.56%
320	7.29%
321	4.98%
322	8.10%
323	8.75%
324	6.90%
325	0.00%
326	16.54%
330	10.82%
331	15.04%
332	13.32%
333	13.27%
340	16.00%
341	15.15%
342	16.40%
343	17.17%

Canvass Results Report

Official Ballot Tally

Run Time 9:07 AM

Run Date 06/13/2022

Marion County, Oregon

May 17, 2022 Primary Election

5/17/2022

Page 37

Official Results

Registered Voters

75419 of 217858 = 34.62%

Precincts Reporting

117 of 117 = 100.00%

US Representative, 6th District - Republican - Vote for 1

Precinct	Amy L Ryan Courser	David Russ	Nathan A Sandvig	Angela Plowhead	Ron Noble	Mike Erickson	Jim Bunn	Cast Votes	Undervotes	Overvotes	Misc. write-in	Vote By Mail Ballots Cast	Total Ballots Cast	Registered Voters
350	56	24	10	49	38	111	34	322	13	0	7	342	342	5,516
351	36	4	4	16	14	37	13	124	5	0	2	131	131	1,431
352	72	9	7	37	32	128	25	310	14	0	2	326	326	3,287
353	7	0	4	0	2	3	3	19	0	0	2	21	21	182
354	17	1	2	15	6	21	9	71	1	0	1	73	73	1,225
355	4	0	0	4	0	1	0	9	0	0	0	9	9	108
361	42	9	11	51	19	103	15	250	18	0	1	269	269	3,721
362	40	12	7	43	28	83	22	235	15	0	1	251	251	3,103
363	82	23	21	77	53	166	38	460	17	0	1	478	478	4,306
370	112	29	41	133	101	294	56	766	86	3	9	864	864	5,137
371	137	27	28	95	96	252	72	707	65	0	13	785	785	5,216
372	133	20	30	88	80	253	56	660	43	1	6	710	710	4,908
401	146	24	11	80	76	173	34	544	23	0	1	568	568	2,844
402	267	21	26	143	108	376	73	1,014	62	0	4	1,080	1,080	5,389
403	242	24	25	176	121	291	79	958	50	0	2	1,010	1,010	4,881
404	194	14	22	114	77	209	61	691	24	0	1	716	716	4,400
405	203	36	22	138	79	256	85	819	39	0	9	867	867	7,232
406	31	9	1	34	16	58	19	168	8	0	2	178	178	1,388
505	17	0	0	8	11	21	7	64	5	0	0	69	69	338
515	22	5	2	13	10	37	11	100	5	0	1	106	106	687

Canvass Results Report

Official Ballot Tally

Run Time 9:07 AM

Run Date 06/13/2022

Marion County, Oregon

May 17, 2022 Primary Election

5/17/2022

Page 38

Official Results

Registered Voters

75419 of 217858 = 34.62%

Precincts Reporting

117 of 117 = 100.00%

US Representative, 6th District - Republican - Vote for 1

Precinct	Turnout Percentage
350	6.20%
351	9.15%
352	9.92%
353	11.54%
354	5.96%
355	8.33%
361	7.23%
362	8.09%
363	11.10%
370	16.82%
371	15.05%
372	14.47%
401	19.97%
402	20.04%
403	20.69%
404	16.27%
405	11.99%
406	12.82%
505	20.41%
515	15.43%

Canvass Results Report

Official Ballot Tally

Run Time 9:07 AM

Run Date 06/13/2022

Marion County, Oregon

May 17, 2022 Primary Election

5/17/2022

Page 40

Official Results

Registered Voters

75419 of 217858 = 34.62%

Precincts Reporting

117 of 117 = 100.00%

US Representative, 6th District - Republican - Vote for 1

Precinct	Turnout Percentage
525	22.39%
535	14.19%
545	9.77%
577	28.43%
580	28.05%
581	19.49%
582	25.49%
584	14.81%
588	11.76%
589	23.40%
592	34.16%
673	10.95%
678	15.80%
690	8.81%
691	14.97%
692	26.76%
694	33.33%
696	10.87%
697	10.08%
699	0.00%

Canvass Results Report

Official Ballot Tally

Run Time 9:07 AM

Run Date 06/13/2022

Marion County, Oregon

May 17, 2022 Primary Election

5/17/2022

Page 41

Official Results

Registered Voters

75419 of 217858 = 34.62%

Precincts Reporting

117 of 117 = 100.00%

US Representative, 6th District - Republican - Vote for 1

Precinct	Amy L Ryan Courser	David Russ	Nathan A Sandvig	Angela Plowhead	Ron Noble	Mike Erickson	Jim Bunn	Cast Votes	Undervotes	Overvotes	Misc. write-in	Vote By Mail Ballots Cast	Total Ballots Cast	Registered Voters
705	75	19	15	82	55	166	32	444	31	0	3	478	478	2,144
715	83	9	14	85	40	175	51	457	28	0	0	485	485	2,877
725	59	19	7	59	33	121	34	332	15	0	2	349	349	2,242
779	67	8	12	55	48	97	23	310	19	0	1	330	330	1,470
780	59	6	7	61	41	83	14	271	26	1	4	302	302	1,317
781	26	2	2	26	11	65	15	147	5	0	1	153	153	635
782	4	0	0	1	6	7	3	21	3	0	0	24	24	119
783	37	2	4	16	28	65	18	170	8	0	1	179	179	660
784	14	2	1	11	11	7	1	47	5	0	0	52	52	242
787	78	19	15	82	50	179	51	474	29	0	6	509	509	1,863
788	80	2	12	62	43	163	58	420	27	1	2	450	450	1,865
789	108	20	17	114	98	261	110	728	39	1	2	770	770	3,232
791	47	11	4	38	25	92	18	235	21	0	0	256	256	1,285
792	3	0	0	1	1	6	0	11	0	0	0	11	11	62
815	43	13	4	33	20	72	15	200	3	0	0	203	203	2,009
825	10	9	5	26	12	41	4	107	4	0	0	111	111	1,681
835	42	8	12	31	31	108	24	256	12	1	2	271	271	1,831
845	70	25	12	71	59	174	55	466	39	0	4	509	509	2,925
855	59	10	10	72	28	146	33	358	14	0	2	374	374	2,819

Canvass Results Report

Official Ballot Tally

Run Time 9:07 AM

Run Date 06/13/2022

Marion County, Oregon

May 17, 2022 Primary Election

5/17/2022

Page 42

Official Results

Registered Voters

75419 of 217858 = 34.62%

Precincts Reporting

117 of 117 = 100.00%

US Representative, 6th District - Republican - Vote for 1

Precinct	Turnout Percentage
705	22.29%
715	16.86%
725	15.57%
779	22.45%
780	22.93%
781	24.09%
782	20.17%
783	27.12%
784	21.49%
787	27.32%
788	24.13%
789	23.82%
791	19.92%
792	17.74%
815	10.10%
825	6.60%
835	14.80%
845	17.40%
855	13.27%

Canvass Results Report

Official Ballot Tally

Run Time 9:07 AM

Run Date 06/13/2022

Marion County, Oregon

May 17, 2022 Primary Election

5/17/2022

Page 43

Official Results

Registered Voters

75419 of 217858 = 34.62%

Precincts Reporting

117 of 117 = 100.00%

US Representative, 6th District - Republican - Vote for 1

Precinct	Amy L Ryan Courser	David Russ	Nathan A Sandvig	Angela Plowhead	Ron Noble	Mike Erickson	Jim Bunn	Cast Votes	Undervotes	Overvotes	Misc. write-in	Vote By Mail Ballots Cast	Total Ballots Cast	Registered Voters
865	23	8	4	14	7	45	16	117	5	0	4	126	126	1,745
Totals	4,741	836	802	3,627	2,750	8,621	2,255	23,632	1,482	9	190	25,313	25,313	180,272

Canvass Results Report

Official Ballot Tally

Run Time 9:07 AM

Run Date 06/13/2022

Marion County, Oregon

May 17, 2022 Primary Election

5/17/2022

Page 44

Official Results

Registered Voters

75419 of 217858 = 34.62%

Precincts Reporting

117 of 117 = 100.00%

US Representative, 6th District - Republican - Vote for 1

Precinct	Turnout Percentage
865	7.22%
Totals	14.04%

Canvass Results Report

Official Ballot Tally

Run Time 9:07 AM

Run Date 06/13/2022

Marion County, Oregon

May 17, 2022 Primary Election

5/17/2022

Page 45

Official Results

Registered Voters

75419 of 217858 = 34.62%

Precincts Reporting

117 of 117 = 100.00%

Governor - Democrat - Vote for 1

Precinct	Tobias Read	John Sweeney	Patrick E Starnes	Dave W Stauffer	Peter W Hall	Genevieve Wilson H	Keisha Lanell Merchant	Michael Cross	George L Carrillo	Tina Kotek	Michael Trimble	Ifeanyi Chukwu C Diru
310	247	10	37	6	2	4	7	2	29	480	27	6
311	39	0	3	0	0	0	1	1	1	65	1	0
312	40	1	1	1	0	1	0	0	3	63	0	3
313	0	0	0	0	0	0	0	0	0	0	0	0
314	231	3	27	5	1	1	3	2	17	503	7	5
320	26	0	2	0	0	0	0	0	3	36	1	0
321	104	0	15	3	1	1	0	1	14	167	6	2
322	111	4	14	3	0	1	0	0	12	179	7	0
323	415	2	31	3	0	1	1	2	34	650	10	1
324	2	0	0	0	0	0	0	0	1	3	0	0
325	0	0	0	0	0	0	0	0	0	0	0	0
326	47	1	3	0	0	0	1	0	1	74	1	2
330	82	3	1	3	0	1	1	1	7	141	9	3
331	252	7	20	2	1	4	1	1	10	328	5	4
332	458	8	25	6	5	4	5	3	29	640	11	7
333	64	2	5	4	1	0	0	0	9	90	2	2
340	268	6	11	2	1	1	1	0	23	388	7	4
341	125	1	13	1	0	0	2	1	8	161	3	1
342	441	7	15	6	0	7	0	1	35	648	12	6
343	77	0	5	0	0	0	0	0	6	112	4	0

Canvass Results Report

Official Ballot Tally

Run Time 9:07 AM
Run Date 06/13/2022

Marion County, Oregon

May 17, 2022 Primary Election

5/17/2022

Page 46

Official Results

Registered Voters
75419 of 217858 = 34.62%

Precincts Reporting
117 of 117 = 100.00%

Governor - Democrat - Vote for 1

Precinct	Wilson R Bright	Julian Bell	David Beem	Cast Votes	Undervotes	Overvotes	Misc. write-in	Vote By Mail Ballots Cast	Total Ballots Cast	Registered Voters	Turnout Percentage
310	7	9	2	875	11	0	15	901	901	5,296	17.01%
311	0	0	0	111	1	0	0	112	112	362	30.94%
312	1	2	0	116	1	0	1	118	118	425	27.76%
313	0	0	0	0	0	0	0	0	0	0	0.00%
314	6	7	4	822	12	0	16	850	850	3,892	21.84%
320	0	0	1	69	0	0	3	72	72	768	9.38%
321	0	1	4	319	7	0	4	330	330	2,349	14.05%
322	2	3	1	337	7	0	10	354	354	3,483	10.16%
323	2	4	1	1,157	21	0	15	1,193	1,193	4,172	28.60%
324	0	0	0	6	1	0	0	7	7	203	3.45%
325	0	0	0	0	0	0	0	0	0	0	0.00%
326	0	0	0	130	3	0	2	135	135	393	34.35%
330	0	2	1	255	4	0	10	269	269	1,691	15.91%
331	4	3	2	644	17	0	19	680	680	3,836	17.73%
332	11	8	3	1,223	20	1	38	1,282	1,282	6,646	19.29%
333	1	1	2	183	2	0	13	198	198	1,763	11.23%
340	1	5	4	722	14	0	22	758	758	5,155	14.70%
341	2	1	0	319	2	0	5	326	326	1,716	19.00%
342	5	11	5	1,199	27	0	36	1,262	1,262	7,477	16.88%
343	0	0	0	204	0	0	4	208	208	1,089	19.10%

Canvass Results Report

Official Ballot Tally

Run Time 9:07 AM

Run Date 06/13/2022

Marion County, Oregon

May 17, 2022 Primary Election

5/17/2022

Page 47

Official Results

Registered Voters

75419 of 217858 = 34.62%

Precincts Reporting

117 of 117 = 100.00%

Governor - Democrat - Vote for 1

Precinct	Tobias Read	John Sweeney	Patrick E Starnes	Dave W Stauffer	Peter W Hall	Genevieve Wilson H	Keisha Lanell Merchant	Michael Cross	George L Carrillo	Tina Kotek	Michael Trimble	Ifeanyi Chukwu C Diru
350	120	5	7	0	1	1	3	7	17	196	5	2
351	41	2	5	0	1	0	1	0	7	55	3	2
352	102	4	5	2	0	4	7	4	14	151	4	0
353	7	1	0	0	0	0	0	0	0	8	0	0
354	43	1	0	2	0	0	2	0	4	74	5	0
355	3	0	0	0	0	0	0	0	0	3	0	0
361	92	4	10	3	0	3	1	0	21	133	3	2
362	118	5	11	7	1	1	1	5	12	179	7	0
363	154	4	10	3	3	2	4	4	21	179	4	2
370	567	3	29	1	3	0	2	2	27	667	4	4
371	391	5	29	6	4	0	9	2	20	568	13	5
372	291	10	16	1	3	1	2	1	22	448	8	0
401	188	2	10	4	1	0	3	1	18	173	4	2
402	298	5	15	3	2	2	6	3	21	348	13	5
403	307	8	17	5	2	2	1	2	22	274	6	1
404	174	7	9	4	1	1	3	7	21	253	7	5
405	291	16	28	5	1	2	6	5	18	334	13	6
406	47	1	5	1	0	1	0	1	5	61	2	0
505	23	1	1	1	0	0	0	0	1	15	1	1
515	24	0	1	1	0	0	0	0	1	32	0	0

Canvass Results Report

Official Ballot Tally

Run Time 9:07 AM

Run Date 06/13/2022

Marion County, Oregon

May 17, 2022 Primary Election

5/17/2022

Page 48

Official Results

Registered Voters
75419 of 217858 = 34.62%

Precincts Reporting
117 of 117 = 100.00%

Governor - Democrat - Vote for 1

Precinct	Wilson R Bright	Julian Bell	David Beem	Cast Votes	Undervotes	Overvotes	Misc. write-in	Vote By Mail Ballots Cast	Total Ballots Cast	Registered Voters	Turnout Percentage
350	3	10	3	380	11	0	16	407	407	5,516	7.38%
351	0	1	0	118	3	0	5	126	126	1,431	8.81%
352	2	4	3	306	4	0	8	318	318	3,287	9.67%
353	1	0	0	17	2	0	1	20	20	182	10.99%
354	1	0	1	133	5	0	6	144	144	1,225	11.76%
355	0	0	0	6	0	0	0	6	6	108	5.56%
361	2	1	2	277	7	0	9	293	293	3,721	7.87%
362	1	3	0	351	11	0	8	370	370	3,103	11.92%
363	2	1	3	396	11	0	17	424	424	4,306	9.85%
370	3	5	2	1,319	31	0	18	1,368	1,368	5,137	26.63%
371	3	3	3	1,061	21	0	24	1,106	1,106	5,216	21.20%
372	4	6	2	815	14	0	18	847	847	4,908	17.26%
401	1	0	0	407	12	0	16	435	435	2,844	15.30%
402	3	7	2	733	17	2	21	773	773	5,389	14.34%
403	3	9	0	659	16	0	32	707	707	4,881	14.48%
404	7	2	3	504	9	0	26	539	539	4,400	12.25%
405	4	7	2	738	13	0	30	781	781	7,232	10.80%
406	3	2	1	130	2	0	3	135	135	1,388	9.73%
505	0	0	1	45	2	0	4	51	51	338	15.09%
515	0	4	0	63	6	0	7	76	76	687	11.06%

Canvass Results Report

Official Ballot Tally

Run Time 9:07 AM
Run Date 06/13/2022

Marion County, Oregon

May 17, 2022 Primary Election

5/17/2022

Page 49

Official Results

Registered Voters
75419 of 217858 = 34.62%

Precincts Reporting
117 of 117 = 100.00%

Governor - Democrat - Vote for 1

Precinct	Tobias Read	John Sweeney	Patrick E Starnes	Dave W Stauffer	Peter W Hall	Genevieve Wilson H	Keisha Lanell Merchant	Michael Cross	George L Carrillo	Tina Kotek	Michael Trimble	Ifeanyi Chukwu C Diru
525	53	2	4	0	1	0	1	0	4	88	1	0
535	60	7	4	2	0	4	3	2	11	61	0	0
545	48	1	3	0	1	1	0	2	24	46	2	4
555	126	2	1	1	11	0	2	0	15	105	2	1
577	25	2	0	2	1	0	0	1	1	12	1	0
579	15	1	1	1	0	1	0	0	1	11	0	0
580	58	0	1	2	1	2	2	1	1	27	0	1
581	95	2	12	3	1	1	1	0	6	130	2	2
582	44	1	4	2	0	1	1	0	5	29	0	2
583	48	2	2	1	0	1	0	0	1	32	0	2
584	0	0	0	0	0	0	0	0	0	0	0	0
586	11	0	0	0	0	0	0	1	5	13	0	1
587	3	0	0	0	0	0	0	0	0	4	0	0
588	0	0	0	0	0	0	0	0	0	0	0	0
589	1	0	0	0	0	0	0	0	0	3	0	0
590	22	0	4	1	0	0	1	1	1	29	2	0
591	13	0	3	2	0	1	1	2	3	33	0	1
592	6	0	0	0	0	0	0	0	0	8	0	0
593	1	0	0	0	0	0	0	0	1	0	0	0
594	2	0	2	0	0	0	0	0	4	12	0	1

Canvass Results Report

Official Ballot Tally

Run Time 9:07 AM
Run Date 06/13/2022

Marion County, Oregon

May 17, 2022 Primary Election

5/17/2022

Page 50

Official Results

Registered Voters
75419 of 217858 = 34.62%

Precincts Reporting
117 of 117 = 100.00%

Governor - Democrat - Vote for 1

Precinct	Wilson R Bright	Julian Bell	David Beem	Cast Votes	Undervotes	Overvotes	Misc. write-in	Vote By Mail Ballots Cast	Total Ballots Cast	Registered Voters	Turnout Percentage
525	1	1	1	157	15	0	5	177	177	880	20.11%
535	0	2	0	156	5	0	4	165	165	1,973	8.36%
545	0	3	0	135	15	1	5	156	156	1,361	11.46%
555	1	4	3	274	11	0	10	295	295	2,237	13.19%
577	3	0	1	49	3	0	6	58	58	619	9.37%
579	1	0	1	33	1	0	2	36	36	221	16.29%
580	1	0	1	98	7	1	2	108	108	1,105	9.77%
581	3	1	3	262	10	0	16	288	288	3,012	9.56%
582	0	1	2	92	4	0	4	100	100	1,330	7.52%
583	0	1	0	90	8	0	10	108	108	1,398	7.73%
584	0	0	0	0	0	0	0	0	0	27	0.00%
586	0	0	2	33	0	0	1	34	34	447	7.61%
587	0	0	0	7	0	0	0	7	7	89	7.87%
588	0	0	0	0	0	0	0	0	0	17	0.00%
589	0	0	0	4	0	0	2	6	6	47	12.77%
590	2	0	2	65	12	0	6	83	83	963	8.62%
591	1	0	0	60	1	0	1	62	62	827	7.50%
592	0	0	0	14	0	0	0	14	14	161	8.70%
593	0	0	0	2	0	0	0	2	2	71	2.82%
594	1	0	0	22	0	0	5	27	27	384	7.03%

Canvass Results Report

Official Ballot Tally

Run Time 9:07 AM

Run Date 06/13/2022

Marion County, Oregon

May 17, 2022 Primary Election

5/17/2022

Page 52

Official Results

Registered Voters
75419 of 217858 = 34.62%

Precincts Reporting
117 of 117 = 100.00%

Governor - Democrat - Vote for 1

Precinct	Wilson R Bright	Julian Bell	David Beem	Cast Votes	Undervotes	Overvotes	Misc. write-in	Vote By Mail Ballots Cast	Total Ballots Cast	Registered Voters	Turnout Percentage
615	0	0	0	27	0	0	1	28	28	288	9.72%
625	3	1	2	461	11	0	12	484	484	3,212	15.07%
635	1	2	2	798	21	0	12	831	831	4,226	19.66%
645	1	1	4	296	10	0	13	319	319	2,431	13.12%
655	5	2	2	491	13	0	24	528	528	5,729	9.22%
673	0	3	5	277	7	0	7	291	291	3,325	8.75%
674	0	3	0	118	0	0	6	124	124	1,374	9.02%
676	1	0	1	76	3	0	2	81	81	476	17.02%
677	0	0	0	41	1	0	2	44	44	376	11.70%
678	0	0	0	34	2	0	5	41	41	386	10.62%
679	1	2	0	108	2	0	11	121	121	1,308	9.25%
680	0	0	0	29	1	0	2	32	32	360	8.89%
681	1	0	1	262	10	0	7	279	279	1,841	15.15%
682	1	6	3	398	16	1	31	446	446	3,464	12.88%
683	1	0	0	118	5	0	4	127	127	1,358	9.35%
684	0	0	0	51	0	0	2	53	53	515	10.29%
686	0	0	0	16	2	0	0	18	18	203	8.87%
687	0	0	0	15	0	0	0	15	15	126	11.90%
688	0	0	1	74	2	0	3	79	79	610	12.95%
689	0	0	0	0	0	0	0	0	0	14	0.00%

Canvass Results Report

Official Ballot Tally

Run Time 9:07 AM

Run Date 06/13/2022

Marion County, Oregon

May 17, 2022 Primary Election

5/17/2022

Page 53

Official Results

Registered Voters

75419 of 217858 = 34.62%

Precincts Reporting

117 of 117 = 100.00%

Governor - Democrat - Vote for 1

Precinct	Tobias Read	John Sweeney	Patrick E Starnes	Dave W Stauffer	Peter W Hall	Genevieve Wilson H	Keisha Lanell Merchant	Michael Cross	George L Carrillo	Tina Kotek	Michael Trimble	Ifeanyi Chukwu C Diru
690	148	6	12	6	1	4	6	5	15	212	14	2
691	226	11	8	2	2	0	2	7	33	273	7	0
692	4	0	0	0	0	0	0	0	0	1	0	0
694	0	0	0	0	0	0	0	0	0	0	0	0
696	2	1	0	0	0	0	0	1	0	3	0	0
697	203	4	16	5	9	3	1	3	31	228	10	4
698	49	1	3	0	1	0	2	3	2	77	0	1
699	0	0	0	0	0	0	0	0	0	0	0	0
705	71	2	4	4	0	2	0	3	10	87	3	0
715	74	1	8	3	1	2	1	4	6	83	2	0
725	52	5	13	3	1	1	0	0	3	68	1	2
779	102	3	1	1	0	1	1	0	3	120	5	1
780	80	3	5	0	1	2	0	0	2	132	1	2
781	39	1	1	0	0	0	1	0	6	61	4	0
782	7	0	1	0	0	0	0	0	0	13	0	0
783	33	2	4	0	1	0	0	0	1	31	0	0
784	15	1	2	0	0	0	0	0	0	8	1	0
786	5	0	0	0	1	0	0	0	0	5	0	0
787	92	2	4	2	1	1	0	2	7	91	2	1
788	77	3	7	2	4	1	0	0	4	69	0	0

Canvass Results Report

Official Ballot Tally

Run Time 9:07 AM
Run Date 06/13/2022

Marion County, Oregon

May 17, 2022 Primary Election

5/17/2022

Page 54

Official Results

Registered Voters
75419 of 217858 = 34.62%

Precincts Reporting
117 of 117 = 100.00%

Governor - Democrat - Vote for 1

Precinct	Wilson R Bright	Julian Bell	David Beem	Cast Votes	Undervotes	Overvotes	Misc. write-in	Vote By Mail Ballots Cast	Total Ballots Cast	Registered Voters	Turnout Percentage
690	1	5	2	439	5	0	14	458	458	5,406	8.47%
691	3	1	2	577	13	0	32	622	622	5,632	11.04%
692	0	0	0	5	0	0	0	5	5	71	7.04%
694	0	0	0	0	1	0	0	1	1	3	33.33%
696	0	0	1	8	0	0	0	8	8	184	4.35%
697	5	8	3	533	16	0	29	578	578	5,693	10.15%
698	0	1	0	140	1	0	3	144	144	1,340	10.75%
699	0	0	0	0	0	0	0	0	0	2	0.00%
705	1	1	1	189	1	0	8	198	198	2,144	9.24%
715	1	2	2	190	2	0	8	200	200	2,877	6.95%
725	2	1	2	154	1	0	8	163	163	2,242	7.27%
779	0	2	0	240	5	0	2	247	247	1,470	16.80%
780	0	2	0	230	7	0	5	242	242	1,317	18.38%
781	0	0	2	115	1	0	1	117	117	635	18.43%
782	1	0	1	23	1	0	1	25	25	119	21.01%
783	0	1	1	74	1	0	3	78	78	660	11.82%
784	0	0	0	27	0	0	0	27	27	242	11.16%
786	0	0	2	13	2	0	0	15	15	286	5.24%
787	2	0	3	210	11	0	8	229	229	1,863	12.29%
788	0	2	1	170	3	0	3	176	176	1,865	9.44%

Canvass Results Report

Official Ballot Tally

Run Time 9:07 AM

Run Date 06/13/2022

Marion County, Oregon

May 17, 2022 Primary Election

5/17/2022

Page 55

Official Results

Registered Voters

75419 of 217858 = 34.62%

Precincts Reporting

117 of 117 = 100.00%

Governor - Democrat - Vote for 1

Precinct	Tobias Read	John Sweeney	Patrick E Starnes	Dave W Stauffer	Peter W Hall	Genevieve Wilson H	Keisha Lanell Merchant	Michael Cross	George L Carrillo	Tina Kotek	Michael Trimble	Ifeanyi Chukwu C Diru
789	134	0	7	0	2	1	2	1	11	148	3	2
790	9	0	5	0	2	0	1	1	2	4	1	0
791	49	0	4	0	0	0	1	0	1	54	2	0
792	3	1	0	0	0	0	0	0	0	4	0	1
815	48	0	1	1	1	5	2	2	16	88	2	0
825	59	5	2	1	1	0	2	1	14	73	3	1
835	89	1	4	0	0	0	1	3	9	126	2	1
845	249	6	16	6	3	4	3	2	22	233	6	2
855	129	11	5	2	3	3	4	2	19	199	3	2
865	48	2	1	0	1	1	2	1	7	57	1	0
905	12	1	2	1	0	0	0	1	0	5	1	0
915	16	1	2	1	0	0	0	0	0	14	0	0
925	5	1	0	2	0	1	0	0	0	3	0	0
935	1	0	0	0	0	0	0	0	0	2	0	0
981	11	0	0	0	1	0	0	0	1	18	0	0
982	0	0	0	0	0	0	0	0	0	0	0	0
983	0	0	0	0	0	0	0	0	0	0	0	0
Totals	10,580	276	727	178	95	105	130	131	922	13,862	335	137

Canvass Results Report

Official Ballot Tally

Run Time 9:07 AM

Run Date 06/13/2022

Marion County, Oregon

May 17, 2022 Primary Election

5/17/2022

Page 56

Official Results

Registered Voters

75419 of 217858 = 34.62%

Precincts Reporting

117 of 117 = 100.00%

Governor - Democrat - Vote for 1

Precinct	Wilson R Bright	Julian Bell	David Beem	Cast Votes	Undervotes	Overvotes	Misc. write-in	Vote By Mail Ballots Cast	Total Ballots Cast	Registered Voters	Turnout Percentage
789	0	1	0	312	8	0	26	346	346	3,232	10.71%
790	0	0	0	25	1	0	5	31	31	356	8.71%
791	0	0	2	113	1	0	4	118	118	1,285	9.18%
792	0	1	0	10	0	0	0	10	10	62	16.13%
815	0	3	1	170	2	0	6	178	178	2,009	8.86%
825	0	1	1	164	6	0	4	174	174	1,681	10.35%
835	2	4	0	242	12	0	4	258	258	1,831	14.09%
845	0	0	3	555	8	0	24	587	587	2,925	20.07%
855	0	1	1	384	11	0	14	409	409	2,819	14.51%
865	3	0	0	124	2	0	3	129	129	1,745	7.39%
905	0	1	0	24	0	0	2	26	26	235	11.06%
915	1	0	0	35	0	0	1	36	36	311	11.58%
925	0	0	0	12	0	0	0	12	12	135	8.89%
935	0	0	0	3	0	0	1	4	4	56	7.14%
981	0	0	1	32	2	0	0	34	34	319	10.66%
982	0	0	0	0	0	0	0	0	0	0	0.00%
983	0	0	0	0	0	0	0	0	0	0	0.00%
Totals	136	193	127	27,934	669	6	924	29,533	29,533	217,858	13.56%

Canvass Results Report

Official Ballot Tally

Run Time 9:07 AM

Run Date 06/13/2022

Marion County, Oregon

May 17, 2022 Primary Election

5/17/2022

Page 57

Official Results

Registered Voters

75419 of 217858 = 34.62%

Precincts Reporting

117 of 117 = 100.00%

Governor - Republican - Vote for 1

Precinct	Amber R Richardson	Bill Sizemore	Stefan G Strek (Stregoi)	Nick Hess	John G Presco	Bud Pierce	Stan Pulliam	Kerry McQuisten	Tim McCloud	Brandon C Merritt	Reed Christensen	Jessica Gomez
310	3	14	0	3	0	99	32	20	6	4	0	7
311	0	1	0	0	0	3	3	1	0	0	0	2
312	0	3	0	0	0	11	4	7	0	1	0	0
313	0	0	0	0	0	0	0	0	0	0	0	0
314	1	13	0	2	0	86	28	20	7	3	5	10
320	1	2	1	1	0	5	3	3	2	0	2	3
321	2	4	0	2	0	20	16	3	5	0	0	1
322	4	10	0	3	0	79	22	20	1	3	1	3
323	3	7	0	5	0	120	17	10	3	2	3	11
324	0	1	0	1	0	1	1	3	0	3	0	0
325	0	0	0	0	0	0	0	0	0	0	0	0
326	0	1	0	0	0	29	1	4	0	0	0	5
330	0	6	0	1	0	59	9	8	3	2	2	1
331	2	10	0	5	0	199	42	29	3	2	5	6
332	6	33	0	9	0	271	75	43	9	2	1	16
333	3	6	0	2	1	52	25	10	2	2	1	2
340	5	17	1	7	0	240	60	35	8	5	2	19
341	0	4	0	3	0	77	16	9	4	2	0	15
342	5	25	1	12	2	356	82	44	15	14	7	21
343	2	3	0	2	1	42	18	3	3	1	0	3

Canvass Results Report

Official Ballot Tally

Run Time 9:07 AM

Run Date 06/13/2022

Marion County, Oregon

May 17, 2022 Primary Election

5/17/2022

Page 58

Official Results

Registered Voters

75419 of 217858 = 34.62%

Precincts Reporting

117 of 117 = 100.00%

Governor - Republican - Vote for 1

Precinct	Marc Thielman	Bob Tierman	Christine Drazan	Court Boice	Bridget Barton	Raymond Baldwin	David A Burch	Cast Votes	Undervotes	Overvotes	Misc. write-in	Vote By Mail Ballots Cast	Total Ballots Cast	Registered Voters
310	33	56	58	5	37	0	0	377	4	1	5	387	387	5,296
311	4	5	3	0	3	0	0	25	1	0	0	26	26	362
312	3	7	4	2	2	0	0	44	0	0	0	44	44	425
313	0	0	0	0	0	0	0	0	0	0	0	0	0	0
314	21	39	49	3	31	0	0	318	6	0	9	333	333	3,892
320	7	3	15	0	7	0	0	55	0	0	1	56	56	768
321	10	17	27	0	6	0	0	113	4	0	0	117	117	2,349
322	23	32	35	2	33	0	1	272	2	1	7	282	282	3,483
323	15	53	62	0	43	1	0	355	4	0	6	365	365	4,172
324	2	1	1	0	0	0	0	14	0	0	0	14	14	203
325	0	0	0	0	0	0	0	0	0	0	0	0	0	0
326	4	4	9	0	5	0	0	62	1	0	2	65	65	393
330	15	27	21	4	19	2	0	179	0	1	3	183	183	1,691
331	35	86	97	6	37	0	0	564	7	0	6	577	577	3,836
332	57	115	152	8	62	0	1	860	12	0	13	885	885	6,646
333	24	42	35	3	16	0	1	227	1	0	6	234	234	1,763
340	65	119	144	5	79	0	0	811	7	1	6	825	825	5,155
341	34	29	35	1	20	0	0	249	6	0	5	260	260	1,716
342	99	194	200	3	120	0	0	1,200	15	1	10	1,226	1,226	7,477
343	31	18	47	0	8	0	0	182	3	0	2	187	187	1,089

Canvass Results Report

Official Ballot Tally

Run Time 9:07 AM

Run Date 06/13/2022

Marion County, Oregon

May 17, 2022 Primary Election

5/17/2022

Page 59

Official Results

Registered Voters

75419 of 217858 = 34.62%

Precincts Reporting

117 of 117 = 100.00%

Governor - Republican - Vote for 1

Precinct	Turnout Percentage
310	7.31%
311	7.18%
312	10.35%
313	0.00%
314	8.56%
320	7.29%
321	4.98%
322	8.10%
323	8.75%
324	6.90%
325	0.00%
326	16.54%
330	10.82%
331	15.04%
332	13.32%
333	13.27%
340	16.00%
341	15.15%
342	16.40%
343	17.17%

Canvass Results Report

Official Ballot Tally

Run Time 9:07 AM

Run Date 06/13/2022

Marion County, Oregon

May 17, 2022 Primary Election

5/17/2022

Page 60

Official Results

Registered Voters

75419 of 217858 = 34.62%

Precincts Reporting

117 of 117 = 100.00%

Governor - Republican - Vote for 1

Precinct	Amber R Richardson	Bill Sizemore	Stefan G Strek (Stregoi)	Nick Hess	John G Presco	Bud Pierce	Stan Pulliam	Kerry McQuisten	Tim McCloud	Brandon C Merritt	Reed Christensen	Jessica Gomez
350	1	9	0	6	0	83	29	20	7	7	4	6
351	1	6	0	2	0	28	16	9	0	2	0	2
352	4	4	0	2	0	84	31	16	0	4	1	8
353	0	1	0	1	0	7	1	2	2	0	0	1
354	4	4	0	0	0	19	9	2	1	1	0	1
355	0	0	0	0	0	1	0	0	0	1	0	0
361	1	9	0	2	1	66	23	17	4	4	1	9
362	1	10	0	0	0	72	16	15	1	4	2	8
363	3	12	0	4	0	111	50	31	6	5	4	7
370	0	15	1	5	0	363	50	28	10	2	2	21
371	1	20	0	9	0	253	47	30	14	6	0	17
372	4	18	2	5	0	235	57	29	7	6	6	13
401	0	17	0	5	2	130	67	19	9	2	2	9
402	3	19	0	5	0	361	83	38	12	10	4	12
403	3	25	0	8	1	310	89	40	8	6	3	14
404	2	20	0	6	0	212	67	37	4	8	7	7
405	2	24	0	5	0	195	91	45	7	10	4	10
406	3	4	0	0	0	52	17	5	1	0	2	0
505	0	0	0	1	1	4	4	0	0	0	1	2
515	0	2	0	3	0	5	12	3	3	0	0	0

Canvass Results Report

Official Ballot Tally

Run Time 9:07 AM

Run Date 06/13/2022

Marion County, Oregon

May 17, 2022 Primary Election

5/17/2022

Page 61

Official Results

Registered Voters

75419 of 217858 = 34.62%

Precincts Reporting

117 of 117 = 100.00%

Governor - Republican - Vote for 1

Precinct	Marc Thielman	Bob Tierman	Christine Drazan	Court Boice	Bridget Barton	Raymond Baldwin	David A Burch	Cast Votes	Undervotes	Overvotes	Misc. write-in	Vote By Mail Ballots Cast	Total Ballots Cast	Registered Voters
350	28	46	48	3	36	0	0	333	2	0	7	342	342	5,516
351	14	15	21	0	12	0	0	128	1	0	2	131	131	1,431
352	21	51	46	3	41	2	0	318	4	0	4	326	326	3,287
353	0	3	3	0	0	0	0	21	0	0	0	21	21	182
354	3	8	11	2	8	0	0	73	0	0	0	73	73	1,225
355	0	0	0	0	6	0	0	8	1	0	0	9	9	108
361	18	36	46	2	22	1	1	263	4	1	1	269	269	3,721
362	20	40	33	4	21	0	0	247	0	0	4	251	251	3,103
363	40	81	71	4	37	0	4	470	4	0	4	478	478	4,306
370	50	83	145	3	57	0	1	836	10	0	18	864	864	5,137
371	56	109	137	0	60	2	0	761	11	0	13	785	785	5,216
372	47	88	124	2	52	0	0	695	9	1	5	710	710	4,908
401	65	73	110	3	49	0	0	562	2	0	4	568	568	2,844
402	74	163	187	5	75	0	0	1,051	9	0	20	1,080	1,080	5,389
403	104	141	167	5	73	1	0	998	6	0	6	1,010	1,010	4,881
404	53	103	97	3	79	0	1	706	5	0	5	716	716	4,400
405	71	137	128	5	102	0	2	838	13	0	16	867	867	7,232
406	21	25	23	1	20	0	0	174	1	0	3	178	178	1,388
505	12	0	38	0	4	0	0	67	1	0	1	69	69	338
515	15	23	26	0	11	0	0	103	1	0	2	106	106	687

Canvass Results Report

Official Ballot Tally

Run Time 9:07 AM

Run Date 06/13/2022

Marion County, Oregon

May 17, 2022 Primary Election

5/17/2022

Page 62

Official Results

Registered Voters

75419 of 217858 = 34.62%

Precincts Reporting

117 of 117 = 100.00%

Governor - Republican - Vote for 1

Precinct	Turnout Percentage
350	6.20%
351	9.15%
352	9.92%
353	11.54%
354	5.96%
355	8.33%
361	7.23%
362	8.09%
363	11.10%
370	16.82%
371	15.05%
372	14.47%
401	19.97%
402	20.04%
403	20.69%
404	16.27%
405	11.99%
406	12.82%
505	20.41%
515	15.43%

Canvass Results Report

Official Ballot Tally

Run Time 9:07 AM
Run Date 06/13/2022

Marion County, Oregon

May 17, 2022 Primary Election

5/17/2022

Page 63

Official Results

Registered Voters
75419 of 217858 = 34.62%

Precincts Reporting
117 of 117 = 100.00%

Governor - Republican - Vote for 1

Precinct	Amber R Richardson	Bill Sizemore	Stefan G Strek (Stregoi)	Nick Hess	John G Presco	Bud Pierce	Stan Pulliam	Kerry McQuisten	Tim McCloud	Brandon C Merritt	Reed Christensen	Jessica Gomez
525	1	4	0	2	0	11	25	8	5	0	0	1
535	2	9	0	2	0	27	39	16	1	3	2	2
545	0	0	0	1	0	17	18	3	2	2	0	10
555	4	9	0	3	0	97	50	8	0	0	5	2
577	1	5	0	1	0	39	14	11	0	1	2	4
579	0	2	0	0	0	23	0	6	0	0	0	0
580	1	6	0	1	0	29	11	3	1	0	2	2
581	2	22	1	8	0	36	60	29	3	4	1	6
582	0	19	0	0	0	52	43	8	3	0	2	2
583	1	4	0	0	1	65	14	13	1	0	2	2
584	0	0	0	0	0	1	0	0	0	0	0	0
586	0	1	0	0	0	30	11	5	0	1	0	1
587	0	0	0	0	0	7	2	3	0	0	0	0
588	0	0	0	0	0	2	0	0	0	0	0	0
589	0	0	0	0	0	2	3	0	0	0	0	0
590	0	1	0	2	0	72	23	3	1	4	3	2
591	1	5	0	2	0	7	19	16	0	0	1	0
592	0	0	0	0	0	14	6	1	0	2	0	0
593	0	2	0	0	0	5	0	0	0	0	0	0
594	0	5	0	0	0	13	2	0	0	2	0	2

Canvass Results Report

Official Ballot Tally

Run Time 9:07 AM

Run Date 06/13/2022

Marion County, Oregon

May 17, 2022 Primary Election

5/17/2022

Page 64

Official Results

Registered Voters

75419 of 217858 = 34.62%

Precincts Reporting

117 of 117 = 100.00%

Governor - Republican - Vote for 1

Precinct	Marc Thielman	Bob Tierman	Christine Drazan	Court Boice	Bridget Barton	Raymond Baldwin	David A Burch	Cast Votes	Undervotes	Overvotes	Misc. write-in	Vote By Mail Ballots Cast	Total Ballots Cast	Registered Voters
525	14	25	56	1	38	1	0	192	4	0	1	197	197	880
535	33	25	77	3	39	0	0	280	0	0	0	280	280	1,973
545	19	19	13	0	19	3	0	126	3	0	4	133	133	1,361
555	49	59	73	1	41	0	0	401	2	1	3	407	407	2,237
577	27	19	36	0	13	0	0	173	2	0	1	176	176	619
579	6	9	12	0	2	0	0	60	0	0	0	60	60	221
580	33	32	161	0	24	0	0	306	2	0	2	310	310	1,105
581	47	94	175	4	80	2	0	574	7	0	6	587	587	3,012
582	43	33	89	1	31	1	1	328	5	0	6	339	339	1,330
583	61	40	67	3	65	0	0	339	3	0	2	344	344	1,398
584	0	2	0	0	1	0	0	4	0	0	0	4	4	27
586	14	20	24	1	17	0	0	125	0	0	1	126	126	447
587	5	5	12	0	5	0	0	39	0	0	0	39	39	89
588	0	0	0	0	0	0	0	2	0	0	0	2	2	17
589	3	1	0	0	2	0	0	11	0	0	0	11	11	47
590	42	34	83	1	23	0	0	294	0	0	2	296	296	963
591	13	16	28	3	10	0	0	121	0	0	0	121	121	827
592	7	6	8	0	8	0	0	52	2	0	1	55	55	161
593	3	2	0	0	2	0	0	14	0	0	0	14	14	71
594	5	7	14	0	7	0	0	57	0	0	0	57	57	384

Canvass Results Report

Official Ballot Tally

Run Time 9:07 AM

Run Date 06/13/2022

Marion County, Oregon

May 17, 2022 Primary Election

5/17/2022

Page 65

Official Results

Registered Voters

75419 of 217858 = 34.62%

Precincts Reporting

117 of 117 = 100.00%

Governor - Republican - Vote for 1

Precinct	Turnout Percentage
525	22.39%
535	14.19%
545	9.77%
555	18.19%
577	28.43%
579	27.15%
580	28.05%
581	19.49%
582	25.49%
583	24.61%
584	14.81%
586	28.19%
587	43.82%
588	11.76%
589	23.40%
590	30.74%
591	14.63%
592	34.16%
593	19.72%
594	14.84%

Canvass Results Report

Official Ballot Tally

Run Time 9:07 AM

Run Date 06/13/2022

Marion County, Oregon

May 17, 2022 Primary Election

5/17/2022

Page 67

Official Results

Registered Voters

75419 of 217858 = 34.62%

Precincts Reporting

117 of 117 = 100.00%

Governor - Republican - Vote for 1

Precinct	Marc Thielman	Bob Tierman	Christine Drazan	Court Boice	Bridget Barton	Raymond Baldwin	David A Burch	Cast Votes	Undervotes	Overvotes	Misc. write-in	Vote By Mail Ballots Cast	Total Ballots Cast	Registered Voters
615	3	13	8	0	9	0	0	50	0	0	0	50	50	288
625	46	65	78	1	65	2	0	444	1	0	5	450	450	3,212
635	56	96	169	3	87	1	0	682	4	0	6	692	692	4,226
645	71	91	123	0	46	0	0	708	6	2	5	721	721	2,431
655	105	152	220	15	111	2	2	1,148	14	1	12	1,175	1,175	5,729
673	26	70	61	1	35	1	0	353	1	0	10	364	364	3,325
674	27	61	75	3	54	0	0	394	1	2	4	401	401	1,374
676	11	14	25	1	15	0	0	128	0	0	1	129	129	476
677	11	10	17	0	10	0	0	81	0	0	1	82	82	376
678	7	7	9	1	10	0	0	59	0	0	2	61	61	386
679	43	47	63	3	56	0	0	440	1	0	1	442	442	1,308
680	16	5	35	0	12	0	0	122	0	0	0	122	122	360
681	50	55	94	3	35	0	0	409	3	0	3	415	415	1,841
682	86	123	160	5	88	0	1	854	4	0	10	868	868	3,464
683	26	34	122	1	67	0	0	414	1	0	5	420	420	1,358
684	11	7	24	0	23	0	0	129	1	0	0	130	130	515
686	2	17	12	0	5	0	0	57	0	0	0	57	57	203
687	12	4	4	0	2	0	0	29	2	0	2	33	33	126
688	17	24	32	0	13	0	0	155	5	0	3	163	163	610
689	0	0	3	0	1	0	0	4	0	0	0	4	4	14

Canvass Results Report

Official Ballot Tally

Run Time 9:07 AM

Run Date 06/13/2022

Marion County, Oregon

May 17, 2022 Primary Election

5/17/2022

Page 68

Official Results

Registered Voters

75419 of 217858 = 34.62%

Precincts Reporting

117 of 117 = 100.00%

Governor - Republican - Vote for 1

Precinct	Turnout Percentage
615	17.36%
625	14.01%
635	16.37%
645	29.66%
655	20.51%
673	10.95%
674	29.18%
676	27.10%
677	21.81%
678	15.80%
679	33.79%
680	33.89%
681	22.54%
682	25.06%
683	30.93%
684	25.24%
686	28.08%
687	26.19%
688	26.72%
689	28.57%

Canvass Results Report

Official Ballot Tally

Run Time 9:07 AM

Run Date 06/13/2022

Marion County, Oregon

May 17, 2022 Primary Election

5/17/2022

Page 69

Official Results

Registered Voters

75419 of 217858 = 34.62%

Precincts Reporting

117 of 117 = 100.00%

Governor - Republican - Vote for 1

Precinct	Amber R Richardson	Bill Sizemore	Stefan G Strek (Stregoi)	Nick Hess	John G Presco	Bud Pierce	Stan Pulliam	Kerry McQuisten	Tim McCloud	Brandon C Merritt	Reed Christensen	Jessica Gomez
690	2	16	0	2	0	105	39	28	10	5	8	2
691	4	18	0	10	0	230	63	48	10	1	5	12
692	0	0	0	0	0	7	2	0	0	0	0	0
694	0	0	0	0	0	1	0	0	0	0	0	0
696	0	1	0	0	0	2	0	0	0	0	0	1
697	6	12	0	4	1	175	44	23	10	6	6	9
698	0	2	0	4	0	62	32	14	1	1	0	6
699	0	0	0	0	0	0	0	0	0	0	0	0
705	1	16	0	3	0	126	37	37	4	10	2	2
715	1	13	0	6	0	117	51	33	4	25	2	6
725	1	6	0	5	0	48	40	26	4	3	3	3
779	0	4	0	4	0	103	23	17	2	0	2	2
780	0	9	0	0	0	115	13	17	0	1	1	5
781	3	5	0	2	0	40	12	5	1	2	1	2
782	0	2	0	0	0	4	1	1	1	0	0	0
783	0	6	0	0	0	59	10	1	0	0	0	4
784	0	0	0	0	0	24	1	2	0	0	0	1
786	0	3	0	2	1	16	4	5	0	2	0	0
787	1	5	0	1	0	124	43	46	3	9	3	2
788	0	12	0	4	0	90	45	16	4	7	1	7

Canvass Results Report

Official Ballot Tally

Run Time 9:07 AM

Run Date 06/13/2022

Marion County, Oregon

May 17, 2022 Primary Election

5/17/2022

Page 70

Official Results

Registered Voters

75419 of 217858 = 34.62%

Precincts Reporting

117 of 117 = 100.00%

Governor - Republican - Vote for 1

Precinct	Marc Thielman	Bob Tierman	Christine Drazan	Court Boice	Bridget Barton	Raymond Baldwin	David A Burch	Cast Votes	Undervotes	Overvotes	Misc. write-in	Vote By Mail Ballots Cast	Total Ballots Cast	Registered Voters
690	51	94	63	3	39	0	0	467	3	1	5	476	476	5,406
691	71	137	137	7	70	0	1	824	5	0	14	843	843	5,632
692	1	1	6	0	0	0	0	17	1	1	0	19	19	71
694	0	0	0	0	0	0	0	1	0	0	0	1	1	3
696	4	10	0	0	2	0	0	20	0	0	0	20	20	184
697	43	86	81	6	47	4	0	563	1	1	9	574	574	5,693
698	40	35	61	2	61	1	1	323	1	0	2	326	326	1,340
699	0	0	0	0	0	0	0	0	0	0	0	0	0	2
705	29	58	72	9	62	0	0	468	4	1	5	478	478	2,144
715	67	64	43	0	46	2	0	480	2	0	3	485	485	2,877
725	34	61	71	1	38	0	0	344	0	0	5	349	349	2,242
779	24	50	57	1	36	0	1	326	1	0	3	330	330	1,470
780	23	25	58	0	23	0	0	290	4	1	7	302	302	1,317
781	19	15	30	0	13	0	0	150	2	0	1	153	153	635
782	3	5	5	0	1	0	0	23	0	0	1	24	24	119
783	11	19	47	0	15	1	0	173	4	0	2	179	179	660
784	3	4	11	0	3	0	0	49	2	0	1	52	52	242
786	7	13	19	0	9	0	0	81	0	0	1	82	82	286
787	48	76	78	1	58	0	0	498	6	0	5	509	509	1,863
788	50	56	111	0	45	0	0	448	0	0	2	450	450	1,865

Canvass Results Report

Official Ballot Tally

Run Time 9:07 AM

Run Date 06/13/2022

Marion County, Oregon

May 17, 2022 Primary Election

5/17/2022

Page 71

Official Results

Registered Voters

75419 of 217858 = 34.62%

Precincts Reporting

117 of 117 = 100.00%

Governor - Republican - Vote for 1

Precinct	Turnout Percentage
690	8.81%
691	14.97%
692	26.76%
694	33.33%
696	10.87%
697	10.08%
698	24.33%
699	0.00%
705	22.29%
715	16.86%
725	15.57%
779	22.45%
780	22.93%
781	24.09%
782	20.17%
783	27.12%
784	21.49%
786	28.67%
787	27.32%
788	24.13%

Canvass Results Report

Official Ballot Tally

Run Time 9:07 AM

Run Date 06/13/2022

Marion County, Oregon

May 17, 2022 Primary Election

5/17/2022

Page 72

Official Results

Registered Voters

75419 of 217858 = 34.62%

Precincts Reporting

117 of 117 = 100.00%

Governor - Republican - Vote for 1

Precinct	Amber R Richardson	Bill Sizemore	Stefan G Strek (Stregoi)	Nick Hess	John G Presco	Bud Pierce	Stan Pulliam	Kerry McQuisten	Tim McCloud	Brandon C Merritt	Reed Christensen	Jessica Gomez
789	1	13	0	2	1	210	70	43	2	5	4	7
790	1	1	0	2	1	24	3	6	0	0	0	3
791	2	9	0	2	0	41	21	15	0	4	2	5
792	0	1	0	0	0	3	0	1	0	0	0	1
815	3	15	0	1	0	26	16	9	0	4	1	4
825	3	1	0	2	0	13	9	3	1	1	2	2
835	0	7	0	0	0	29	31	7	2	2	1	2
845	3	27	0	6	1	64	49	22	3	0	2	5
855	2	7	0	2	0	47	39	15	2	0	1	3
865	0	6	0	1	0	14	18	6	2	0	1	1
905	0	2	0	0	0	3	9	3	0	1	2	0
915	0	3	0	0	0	9	9	3	2	0	1	0
925	0	0	0	1	0	12	6	0	0	0	0	1
935	0	0	0	0	0	2	2	0	0	0	0	0
981	0	2	0	0	0	21	6	2	0	0	0	1
982	0	0	0	0	0	0	0	0	0	0	0	0
983	0	0	0	0	0	0	0	0	0	0	0	0
Totals	140	843	8	270	16	8,499	2,902	1,586	302	267	174	494

Canvass Results Report

Official Ballot Tally

Run Time 9:07 AM
Run Date 06/13/2022

Marion County, Oregon

May 17, 2022 Primary Election

5/17/2022

Page 73

Official Results

Registered Voters
75419 of 217858 = 34.62%

Precincts Reporting
117 of 117 = 100.00%

Governor - Republican - Vote for 1

Precinct	Marc Thielman	Bob Tierman	Christine Drazen	Court Boice	Bridget Barton	Raymond Baldwin	David A Burch	Cast Votes	Undervotes	Overvotes	Misc. write-in	Vote By Mail Ballots Cast	Total Ballots Cast	Registered Voters
789	61	103	127	6	102	0	0	757	4	0	9	770	770	3,232
790	16	3	17	0	10	0	0	87	1	1	0	89	89	356
791	15	47	58	4	28	0	0	253	0	0	3	256	256	1,285
792	0	3	0	0	2	0	0	11	0	0	0	11	11	62
815	17	33	45	1	26	0	0	201	1	0	1	203	203	2,009
825	34	4	16	2	12	2	1	108	0	0	3	111	111	1,681
835	21	45	81	3	29	0	0	260	5	0	6	271	271	1,831
845	29	97	110	3	65	1	3	490	8	0	11	509	509	2,925
855	28	76	103	2	33	0	1	361	3	0	10	374	374	2,819
865	9	12	28	1	21	0	0	120	1	0	5	126	126	1,745
905	0	3	2	0	3	0	0	28	0	0	0	28	28	235
915	3	7	13	0	5	0	0	55	2	0	1	58	58	311
925	0	5	9	0	3	0	0	37	0	0	1	38	38	135
935	0	1	1	0	4	0	0	10	0	0	0	10	10	56
981	4	16	9	3	7	0	0	71	0	0	0	71	71	319
982	0	0	0	0	0	0	0	0	0	0	0	0	0	0
983	0	0	0	0	0	0	0	0	0	0	0	0	0	0
Totals	3,009	4,679	6,286	197	3,382	33	24	33,111	292	19	411	33,833	33,833	217,858

Canvass Results Report

Official Ballot Tally

Run Time 9:07 AM

Run Date 06/13/2022

Marion County, Oregon

May 17, 2022 Primary Election

5/17/2022

Page 74

Official Results

Registered Voters

75419 of 217858 = 34.62%

Precincts Reporting

117 of 117 = 100.00%

Governor - Republican - Vote for 1

Precinct	Turnout Percentage
789	23.82%
790	25.00%
791	19.92%
792	17.74%
815	10.10%
825	6.60%
835	14.80%
845	17.40%
855	13.27%
865	7.22%
905	11.91%
915	18.65%
925	28.15%
935	17.86%
981	22.26%
982	0.00%
983	0.00%
Totals	15.53%

Canvass Results Report

Official Ballot Tally

Run Time 9:07 AM

Run Date 06/13/2022

Marion County, Oregon

May 17, 2022 Primary Election

5/17/2022

Page 75

Official Results

Registered Voters

75419 of 217858 = 34.62%

Precincts Reporting

117 of 117 = 100.00%

State Senator, 6th District - Democrat - Vote for 1

Precinct	Ashley Pelton	Cast Votes	Undervotes	Overvotes	Misc. write-in	Vote By Mail Ballots Cast	Total Ballots Cast	Registered Voters	Turnout Percentage
725	110	110	51	0	2	163	163	2,242	7.27%
791	83	83	32	0	3	118	118	1,285	9.18%
Totals	193	193	83	0	5	281	281	3,527	7.97%

Canvass Results Report

Official Ballot Tally

Run Time 9:07 AM

Run Date 06/13/2022

Marion County, Oregon

May 17, 2022 Primary Election

5/17/2022

Page 76

Official Results

Registered Voters

75419 of 217858 = 34.62%

Precincts Reporting

117 of 117 = 100.00%

State Senator, 6th District - Republican - Vote for 1

Precinct	Cedric R Hayden	Cast Votes	Undervotes	Overvotes	Misc. write-in	Vote By Mail Ballots Cast	Total Ballots Cast	Registered Voters	Turnout Percentage
725	267	267	81	0	1	349	349	2,242	15.57%
791	174	174	82	0	0	256	256	1,285	19.92%
Totals	441	441	163	0	1	605	605	3,527	17.15%

Canvass Results Report

Official Ballot Tally

Run Time 9:07 AM

Run Date 06/13/2022

Marion County, Oregon

May 17, 2022 Primary Election

5/17/2022

Page 77

Official Results

Registered Voters

75419 of 217858 = 34.62%

Precincts Reporting

117 of 117 = 100.00%

State Senator, 8th District - Democrat - Vote for 1

Precinct	Sara Gelsler Blouin	Cast Votes	Undervotes	Overvotes	Misc. write-in	Vote By Mail Ballots Cast	Total Ballots Cast	Registered Voters	Turnout Percentage
779	151	151	96	0	0	247	247	1,470	16.80%
782	15	15	10	0	0	25	25	119	21.01%
788	122	122	54	0	0	176	176	1,865	9.44%
Totals	288	288	160	0	0	448	448	3,454	12.97%

Canvass Results Report

Official Ballot Tally

Run Time 9:07 AM

Run Date 06/13/2022

Marion County, Oregon

May 17, 2022 Primary Election

5/17/2022

Page 78

Official Results

Registered Voters

75419 of 217858 = 34.62%

Precincts Reporting

117 of 117 = 100.00%

State Senator, 8th District - Republican - Vote for 1

Precinct	Valerie Draper Woldeit	Cast Votes	Undervotes	Overvotes	Misc. write-in	Vote By Mail Ballots Cast	Total Ballots Cast	Registered Voters	Turnout Percentage
779	195	195	132	0	3	330	330	1,470	22.45%
782	14	14	10	0	0	24	24	119	20.17%
788	258	258	183	0	9	450	450	1,865	24.13%
Totals	467	467	325	0	12	804	804	3,454	23.28%

Canvass Results Report

Official Ballot Tally

Run Time 9:07 AM

Run Date 06/13/2022

Marion County, Oregon

May 17, 2022 Primary Election

5/17/2022

Page 79

Official Results

Registered Voters

75419 of 217858 = 34.62%

Precincts Reporting

117 of 117 = 100.00%

State Senator, 10th District - Democrat - Vote for 1

Precinct	Deb Patterson	Cast Votes	Undervotes	Overvotes	Misc. write-in	Vote By Mail Ballots Cast	Total Ballots Cast	Registered Voters	Turnout Percentage
311	88	88	24	0	0	112	112	362	30.94%
313	0	0	0	0	0	0	0	0	0.00%
321	251	251	75	0	4	330	330	2,349	14.05%
322	263	263	87	0	4	354	354	3,483	10.16%
323	880	880	303	0	10	1,193	1,193	4,172	28.60%
326	97	97	37	0	1	135	135	393	34.35%
330	213	213	53	0	3	269	269	1,691	15.91%
331	525	525	149	0	6	680	680	3,836	17.73%
332	1,001	1,001	273	0	8	1,282	1,282	6,646	19.29%
340	574	574	173	0	11	758	758	5,155	14.70%
341	262	262	62	0	2	326	326	1,716	19.00%
342	989	989	263	0	10	1,262	1,262	7,477	16.88%
370	1,077	1,077	286	0	5	1,368	1,368	5,137	26.63%
371	866	866	229	0	11	1,106	1,106	5,216	21.20%
372	644	644	193	0	10	847	847	4,908	17.26%
697	450	450	120	0	8	578	578	5,693	10.15%
780	175	175	64	0	3	242	242	1,317	18.38%
784	24	24	3	0	0	27	27	242	11.16%
792	8	8	2	0	0	10	10	62	16.13%
Totals	8,387	8,387	2,396	0	96	10,879	10,879	59,855	18.18%

Canvass Results Report

Official Ballot Tally

Run Time 9:07 AM

Run Date 06/13/2022

Marion County, Oregon

May 17, 2022 Primary Election

5/17/2022

Page 80

Official Results

Registered Voters

75419 of 217858 = 34.62%

Precincts Reporting

117 of 117 = 100.00%

State Senator, 10th District - Republican - Vote for 1

Precinct	Raquel Moore-Green	Cast Votes	Undervotes	Overvotes	Misc. write-in	Vote By Mail Ballots Cast	Total Ballots Cast	Registered Voters	Turnout Percentage
311	19	19	7	0	0	26	26	362	7.18%
313	0	0	0	0	0	0	0	0	0.00%
321	79	79	36	0	2	117	117	2,349	4.98%
322	204	204	75	0	3	282	282	3,483	8.10%
323	227	227	131	0	7	365	365	4,172	8.75%
326	46	46	19	0	0	65	65	393	16.54%
330	125	125	57	0	1	183	183	1,691	10.82%
331	420	420	156	0	1	577	577	3,836	15.04%
332	622	622	247	0	16	885	885	6,646	13.32%
340	599	599	219	0	7	825	825	5,155	16.00%
341	175	175	83	0	2	260	260	1,716	15.15%
342	880	880	338	0	8	1,226	1,226	7,477	16.40%
370	571	571	282	0	11	864	864	5,137	16.82%
371	526	526	250	0	9	785	785	5,216	15.05%
372	538	538	166	0	6	710	710	4,908	14.47%
697	423	423	145	0	6	574	574	5,693	10.08%
780	213	213	86	0	3	302	302	1,317	22.93%
784	36	36	15	0	1	52	52	242	21.49%
792	6	6	5	0	0	11	11	62	17.74%
Totals	5,709	5,709	2,317	0	83	8,109	8,109	59,855	13.55%

Canvass Results Report

Official Ballot Tally

Run Time 9:07 AM

Run Date 06/13/2022

Marion County, Oregon

May 17, 2022 Primary Election

5/17/2022

Page 81

Official Results

Registered Voters

75419 of 217858 = 34.62%

Precincts Reporting

117 of 117 = 100.00%

State Senator, 11th District - Democrat - Vote for 1

Precinct	Anthony J Rosilez	Eric Swenson	Richard (Rich) Walsh	Cast Votes	Undervotes	Overvotes	Misc. write-in	Vote By Mail Ballots Cast	Total Ballots Cast	Registered Voters	Turnout Percentage
310	192	358	259	809	87	0	5	901	901	5,296	17.01%
312	24	45	29	98	20	0	0	118	118	425	27.76%
314	156	319	295	770	73	0	7	850	850	3,892	21.84%
320	18	30	17	65	7	0	0	72	72	768	9.38%
350	90	152	120	362	37	0	8	407	407	5,516	7.38%
352	57	124	95	276	39	1	2	318	318	3,287	9.67%
354	35	65	31	131	12	0	1	144	144	1,225	11.76%
355	2	3	1	6	0	0	0	6	6	108	5.56%
361	63	106	85	254	35	0	4	293	293	3,721	7.87%
362	72	137	120	329	40	0	1	370	370	3,103	11.92%
401	77	137	158	372	61	0	2	435	435	2,844	15.30%
402	150	221	317	688	79	1	5	773	773	5,389	14.34%
403	117	203	291	611	85	0	11	707	707	4,881	14.48%
404	100	147	228	475	51	0	13	539	539	4,400	12.25%
405	154	216	307	677	87	0	17	781	781	7,232	10.80%
406	31	42	48	121	13	0	1	135	135	1,388	9.73%
545	44	57	25	126	29	0	1	156	156	1,361	11.46%
577	11	20	17	48	8	0	2	58	58	619	9.37%
582	20	38	24	82	16	0	2	100	100	1,330	7.52%
584	0	0	0	0	0	0	0	0	0	27	0.00%

Canvass Results Report

Official Ballot Tally

Run Time 9:07 AM

Run Date 06/13/2022

Marion County, Oregon

May 17, 2022 Primary Election

5/17/2022

Page 82

Official Results

Registered Voters

75419 of 217858 = 34.62%

Precincts Reporting

117 of 117 = 100.00%

State Senator, 11th District - Democrat - Vote for 1

Precinct	Anthony J Rosilez	Eric Swenson	Richard (Rich) Walsh	Cast Votes	Undervotes	Overvotes	Misc. write-in	Vote By Mail Ballots Cast	Total Ballots Cast	Registered Voters	Turnout Percentage
588	0	0	0	0	0	0	0	0	0	17	0.00%
589	4	2	0	6	0	0	0	6	6	47	12.77%
592	2	8	4	14	0	0	0	14	14	161	8.70%
593	1	1	0	2	0	0	0	2	2	71	2.82%
594	8	5	8	21	4	0	2	27	27	384	7.03%
673	59	108	90	257	34	0	0	291	291	3,325	8.75%
690	116	139	143	398	54	0	6	458	458	5,406	8.47%
699	0	0	0	0	0	0	0	0	0	2	0.00%
815	20	117	23	160	17	0	1	178	178	2,009	8.86%
825	21	120	24	165	8	0	1	174	174	1,681	10.35%
835	24	194	24	242	15	0	1	258	258	1,831	14.09%
845	67	366	96	529	56	0	2	587	587	2,925	20.07%
855	41	248	71	360	43	0	6	409	409	2,819	14.51%
865	13	94	14	121	6	0	2	129	129	1,745	7.39%
Totals	1,789	3,822	2,964	8,575	1,016	2	103	9,696	9,696	79,235	12.24%

Canvass Results Report

Official Ballot Tally

Run Time 9:07 AM

Run Date 06/13/2022

Marion County, Oregon

May 17, 2022 Primary Election

5/17/2022

Page 83

Official Results

Registered Voters

75419 of 217858 = 34.62%

Precincts Reporting

117 of 117 = 100.00%

State Senator, 11th District - Republican - Vote for 1

Precinct	Kim Thatcher	Marcello De Cicco	Cast Votes	Undervotes	Overvotes	Misc. write-in	Vote By Mail Ballots Cast	Total Ballots Cast	Registered Voters	Turnout Percentage
310	316	30	346	36	0	5	387	387	5,296	7.31%
312	27	9	36	5	0	3	44	44	425	10.35%
314	263	28	291	39	0	3	333	333	3,892	8.56%
320	46	2	48	7	0	1	56	56	768	7.29%
350	280	29	309	30	0	3	342	342	5,516	6.20%
352	272	29	301	21	0	4	326	326	3,287	9.92%
354	65	5	70	2	0	1	73	73	1,225	5.96%
355	5	3	8	1	0	0	9	9	108	8.33%
361	224	23	247	19	0	3	269	269	3,721	7.23%
362	208	22	230	20	0	1	251	251	3,103	8.09%
401	505	33	538	26	0	4	568	568	2,844	19.97%
402	950	41	991	73	1	15	1,080	1,080	5,389	20.04%
403	904	56	960	42	0	8	1,010	1,010	4,881	20.69%
404	636	47	683	26	0	7	716	716	4,400	16.27%
405	759	59	818	40	0	9	867	867	7,232	11.99%
406	158	12	170	7	0	1	178	178	1,388	12.82%
545	100	24	124	7	0	2	133	133	1,361	9.77%
577	156	10	166	10	0	0	176	176	619	28.43%
582	291	23	314	23	0	2	339	339	1,330	25.49%
584	4	0	4	0	0	0	4	4	27	14.81%

Canvass Results Report

Official Ballot Tally

Run Time 9:07 AM
Run Date 06/13/2022

Marion County, Oregon

May 17, 2022 Primary Election

5/17/2022

Page 84

Official Results

Registered Voters
75419 of 217858 = 34.62%

Precincts Reporting
117 of 117 = 100.00%

State Senator, 11th District - Republican - Vote for 1

Precinct	Kim Thatcher	Marcello De Cicco	Cast Votes	Undervotes	Overvotes	Misc. write-in	Vote By Mail Ballots Cast	Total Ballots Cast	Registered Voters	Turnout Percentage
588	2	0	2	0	0	0	2	2	17	11.76%
589	11	0	11	0	0	0	11	11	47	23.40%
592	46	5	51	2	0	2	55	55	161	34.16%
593	12	0	12	2	0	0	14	14	71	19.72%
594	55	1	56	1	0	0	57	57	384	14.84%
673	296	37	333	28	0	3	364	364	3,325	10.95%
690	398	29	427	40	0	9	476	476	5,406	8.81%
699	0	0	0	0	0	0	0	0	2	0.00%
815	172	15	187	12	0	4	203	203	2,009	10.10%
825	92	6	98	8	0	5	111	111	1,681	6.60%
835	238	10	248	17	0	6	271	271	1,831	14.80%
845	415	36	451	51	0	7	509	509	2,925	17.40%
855	325	22	347	24	0	3	374	374	2,819	13.27%
865	109	6	115	9	0	2	126	126	1,745	7.22%
Totals	8,340	652	8,992	628	1	113	9,734	9,734	79,235	12.28%

Canvass Results Report

Official Ballot Tally

Run Time 9:07 AM

Run Date 06/13/2022

Marion County, Oregon

May 17, 2022 Primary Election

5/17/2022

Page 85

Official Results

Registered Voters

75419 of 217858 = 34.62%

Precincts Reporting

117 of 117 = 100.00%

State Representative, 11th District - Democrat - Vote for 1

Precinct	Renee Windsor-White	Mary K Cooke	Nina Brenner	Cast Votes	Undervotes	Overvotes	Misc. write-in	Vote By Mail Ballots Cast	Total Ballots Cast	Registered Voters	Turnout Percentage
725	27	51	43	121	38	0	4	163	163	2,242	7.27%
791	21	31	32	84	31	0	3	118	118	1,285	9.18%
Totals	48	82	75	205	69	0	7	281	281	3,527	7.97%

Canvass Results Report

Official Ballot Tally

Run Time 9:07 AM
Run Date 06/13/2022

Marion County, Oregon

May 17, 2022 Primary Election

5/17/2022

Page 86

Official Results

Registered Voters
75419 of 217858 = 34.62%

Precincts Reporting
117 of 117 = 100.00%

State Representative, 11th District - Republican - Vote for 1

Precinct	Tyler S Collins	Jami Cate	Cast Votes	Undervotes	Overvotes	Misc. write-in	Vote By Mail Ballots Cast	Total Ballots Cast	Registered Voters	Turnout Percentage
725	79	231	310	37	0	2	349	349	2,242	15.57%
791	53	164	217	37	0	2	256	256	1,285	19.92%
Totals	132	395	527	74	0	4	605	605	3,527	17.15%

Canvass Results Report

Official Ballot Tally

Run Time 9:07 AM

Run Date 06/13/2022

Marion County, Oregon

May 17, 2022 Primary Election

5/17/2022

Page 87

Official Results

Registered Voters

75419 of 217858 = 34.62%

Precincts Reporting

117 of 117 = 100.00%

State Representative, 15th District - Democrat - Vote for 1

Precinct	Benjamin Watts	Cast Votes	Undervotes	Overvotes	Misc. write-in	Vote By Mail Ballots Cast	Total Ballots Cast	Registered Voters	Turnout Percentage
779	149	149	98	0	0	247	247	1,470	16.80%
782	12	12	13	0	0	25	25	119	21.01%
788	116	116	60	0	0	176	176	1,865	9.44%
Totals	277	277	171	0	0	448	448	3,454	12.97%

Canvass Results Report

Official Ballot Tally

Run Time 9:07 AM

Run Date 06/13/2022

Marion County, Oregon

May 17, 2022 Primary Election

5/17/2022

Page 88

Official Results

Registered Voters

75419 of 217858 = 34.62%

Precincts Reporting

117 of 117 = 100.00%

State Representative, 15th District - Republican - Vote for 1

Precinct	Shelly Boshart Davis	Cast Votes	Undervotes	Overvotes	Misc. write-in	Vote By Mail Ballots Cast	Total Ballots Cast	Registered Voters	Turnout Percentage
779	216	216	113	0	1	330	330	1,470	22.45%
782	14	14	10	0	0	24	24	119	20.17%
788	308	308	139	0	3	450	450	1,865	24.13%
Totals	538	538	262	0	4	804	804	3,454	23.28%

Canvass Results Report

Official Ballot Tally

Run Time 9:07 AM
Run Date 06/13/2022

Marion County, Oregon

May 17, 2022 Primary Election

5/17/2022

Page 89

Official Results

Registered Voters
75419 of 217858 = 34.62%

Precincts Reporting
117 of 117 = 100.00%

State Representative, 17th District - Democrat - Vote for 1 No Candidate Filed

Precinct	Aileen Collins (W)	Aileen Kaye (W)	Aileen P. Kaye (W)	Alan Hopkins (W)	Alfred M. Gargiulo (W)	Allen Gillette (W)	Allyson Flaggmiller (W)	Allyson Flagg-Miller (W)	Amber B Anderson (W)	Anne Veysey (W)	Ashley Pelton (W)	Austin Clearwater (W)
324	0	0	0	0	0	0	0	0	0	0	0	0
325	0	0	0	0	0	0	0	0	0	0	0	0
333	0	0	0	0	0	0	0	0	0	0	0	0
343	0	0	0	0	0	0	0	0	0	0	0	0
351	0	0	0	0	0	0	0	0	0	0	0	0
353	0	0	0	0	0	0	0	0	0	0	0	0
363	0	0	0	0	0	0	0	0	0	1	0	0
645	0	0	0	0	0	0	0	0	0	0	0	0
655	0	0	0	0	0	0	0	0	0	0	0	0
674	0	0	0	0	0	0	0	0	0	0	0	0
677	0	0	0	0	0	0	0	0	0	0	0	0
678	0	0	0	0	0	0	0	0	0	0	0	0
679	0	0	0	0	0	0	0	0	0	0	0	0
680	0	0	0	0	0	0	0	0	0	0	0	0
682	0	0	0	0	0	1	0	0	0	0	0	0
686	0	0	0	0	0	0	0	0	0	0	0	0
687	0	0	0	0	0	0	0	0	0	0	0	0
688	0	0	0	0	0	0	0	0	0	0	0	0
689	0	0	0	0	0	0	0	0	0	0	0	0
691	0	0	0	1	1	0	0	0	0	0	0	1

Canvass Results Report

Official Ballot Tally

Run Time 9:07 AM

Run Date 06/13/2022

Marion County, Oregon

May 17, 2022 Primary Election

5/17/2022

Page 90

Official Results

Registered Voters

75419 of 217858 = 34.62%

Precincts Reporting

117 of 117 = 100.00%

State Representative, 17th District - Democrat - Vote for 1 No Candidate Filed

Precinct	Barley (W)	Ben Corrado (W)	Beth Jones (W)	Betsy Johnson (W)	Bill Burgess (W)	Bob Anderson (W)	Brad King (W)	Brad Witt (W)	Brandon Joslin (W)	Brenda Friederick (W)	Brent Baker (W)	Brett Howell (W)
324	0	0	0	0	0	0	0	0	0	0	0	0
325	0	0	0	0	0	0	0	0	0	0	0	0
333	1	0	4	0	0	0	0	0	0	1	1	0
343	0	0	1	0	2	0	0	0	0	0	0	0
351	0	0	0	0	0	0	0	0	0	0	0	0
353	0	0	0	0	0	0	0	0	0	0	0	0
363	0	0	5	0	0	0	0	0	0	0	0	0
645	0	0	0	0	0	0	0	0	0	0	0	0
655	0	0	3	0	0	0	0	0	0	0	0	0
674	0	0	0	0	0	0	0	0	0	0	0	0
677	0	0	0	0	0	1	0	0	0	0	0	0
678	0	0	0	1	0	0	0	0	0	0	0	0
679	0	0	1	0	0	0	0	0	0	0	0	0
680	0	0	0	0	0	0	0	0	0	0	0	0
682	0	0	5	0	0	0	1	0	0	0	0	0
686	0	0	0	0	0	0	0	0	0	0	0	0
687	0	0	0	0	0	0	0	0	0	0	0	0
688	0	0	0	0	0	0	0	1	0	0	0	0
689	0	0	0	0	0	0	0	0	0	0	0	0
691	0	0	0	0	0	0	0	0	1	0	0	0

Canvass Results Report

Official Ballot Tally

Run Time 9:07 AM
Run Date 06/13/2022

Marion County, Oregon

May 17, 2022 Primary Election

5/17/2022

Page 91

Official Results

Registered Voters
75419 of 217858 = 34.62%

Precincts Reporting
117 of 117 = 100.00%

State Representative, 17th District - Democrat - Vote for 1 No Candidate Filed

Precinct	Brian Lewallen (W)	Caitlin Baker (W)	Carolyn Sackinger (W)	Chad Casady (W)	Chris A. Nordlund (W)	Chris Brighton (W)	Chris Enquist (W)	Chris Hoy (W)	Christopher David Hamilton (W)	Christopher Hamilton (W)	Corinne Westbrook (W)	Daffy Duck (W)
324	0	0	0	0	0	0	0	0	0	0	0	0
325	0	0	0	0	0	0	0	0	0	0	0	0
333	0	0	0	0	0	0	0	0	0	0	0	0
343	0	0	0	0	0	0	0	2	0	0	0	0
351	0	0	0	0	0	0	0	0	0	0	0	0
353	0	0	0	0	0	0	0	0	0	0	0	0
363	0	0	0	0	0	0	0	3	0	0	0	0
645	0	1	0	0	0	0	0	0	0	0	0	0
655	1	0	0	0	0	1	0	0	0	0	1	0
674	0	0	0	0	0	0	1	0	0	0	0	0
677	0	0	0	0	0	0	0	0	0	0	0	0
678	0	0	0	0	0	0	0	0	0	0	0	0
679	0	0	0	0	0	0	0	0	0	0	0	0
680	0	0	0	0	0	0	0	0	0	0	0	0
682	0	0	0	0	0	0	0	0	0	0	0	0
686	0	0	0	0	0	0	0	0	0	0	0	1
687	0	0	0	0	0	0	0	0	0	0	0	0
688	0	0	0	0	0	0	0	0	0	0	0	0
689	0	0	0	0	0	0	0	0	0	0	0	0
691	0	0	1	0	0	0	0	0	1	1	0	0

Canvass Results Report

Official Ballot Tally

Run Time 9:07 AM

Run Date 06/13/2022

Marion County, Oregon

May 17, 2022 Primary Election

5/17/2022

Page 94

Official Results

Registered Voters

75419 of 217858 = 34.62%

Precincts Reporting

117 of 117 = 100.00%

State Representative, 17th District - Democrat - Vote for 1 No Candidate Filed

Precinct	Douglas J Wasko (W)	Dwight Brothers (W)	Dylan Welles (W)	Ed Diehl (W)	Elaine M. Jenkins (W)	Eliza Lohrman (W)	Elizabeth Steiner Hayward (W)	Elizabeth Steirr Hayward (W)	Erin Carhart (W)	Erin M Shipp (W)	Evan Berss (W)	Fidel Castro (W)
324	0	0	0	0	0	0	0	0	0	0	0	0
325	0	0	0	0	0	0	0	0	0	0	0	0
333	0	0	1	1	0	0	0	0	0	0	0	0
343	0	1	0	0	0	0	1	1	0	0	2	0
351	0	0	0	0	0	0	0	0	2	0	0	0
353	0	0	0	0	0	0	0	0	0	0	0	0
363	0	0	0	4	1	0	0	0	0	0	0	0
645	0	0	0	3	0	0	0	0	0	1	0	0
655	1	0	0	5	0	0	0	0	0	0	0	0
674	0	0	0	2	0	0	0	0	0	0	0	0
677	0	0	0	0	0	0	0	0	0	0	0	0
678	0	0	0	1	0	0	0	0	0	0	0	0
679	0	0	0	4	0	0	0	0	0	0	0	0
680	0	0	0	0	0	0	0	0	0	0	0	0
682	0	0	0	7	0	1	0	0	0	0	0	0
686	0	0	0	0	0	0	0	0	0	0	0	0
687	0	0	0	0	0	0	0	0	0	0	0	0
688	0	0	0	0	0	0	0	0	0	0	0	0
689	0	0	0	0	0	0	0	0	0	0	0	0
691	0	0	0	4	0	0	1	0	0	0	0	0

Canvass Results Report

Official Ballot Tally

Run Time 9:07 AM

Run Date 06/13/2022

Marion County, Oregon

May 17, 2022 Primary Election

5/17/2022

Page 95

Official Results

Registered Voters

75419 of 217858 = 34.62%

Precincts Reporting

117 of 117 = 100.00%

State Representative, 17th District - Democrat - Vote for 1 No Candidate Filed

Precinct	Gabriel Rouse (W)	George L Carrillo (W)	Glen Rader (W)	Glen Treiber (W)	Grant Hall (W)	Hal Colvin (W)	Heather Sly-Haley (W)	Helen Villastrigo (W)	Henry Porter (W)	Hollie Oakes-Miller (W)	Holly Cronin (W)	Holly McMorries (W)
324	0	0	0	0	0	0	0	0	0	0	0	0
325	0	0	0	0	0	0	0	0	0	0	0	0
333	0	0	0	0	0	0	0	0	0	0	0	0
343	0	0	0	0	0	0	1	0	0	0	0	0
351	1	0	0	0	0	0	0	0	0	1	0	0
353	0	0	0	0	0	0	0	0	0	0	0	0
363	0	0	0	0	0	0	0	1	0	0	0	0
645	0	0	0	0	0	0	0	0	0	2	0	0
655	0	0	0	0	0	0	0	0	1	2	0	1
674	0	0	0	0	0	0	0	0	0	0	0	0
677	0	0	0	0	0	0	0	0	0	0	0	0
678	0	0	0	0	0	0	0	0	0	0	0	0
679	0	0	0	0	0	0	0	0	0	0	0	0
680	0	0	0	0	0	0	0	0	0	0	0	0
682	0	0	0	0	0	0	0	0	0	1	0	0
686	0	0	0	0	0	0	0	0	0	0	0	0
687	0	0	0	0	0	0	0	0	0	0	0	0
688	0	0	0	0	0	0	0	0	0	0	0	0
689	0	0	0	0	0	0	0	0	0	0	0	0
691	0	1	2	0	0	1	0	0	0	0	1	0

Canvass Results Report

Official Ballot Tally

Run Time 9:07 AM

Run Date 06/13/2022

Marion County, Oregon

May 17, 2022 Primary Election

5/17/2022

Page 96

Official Results

Registered Voters

75419 of 217858 = 34.62%

Precincts Reporting

117 of 117 = 100.00%

State Representative, 17th District - Democrat - Vote for 1 No Candidate Filed

Precinct	Hunter Rogers (W)	Jacob Johnson (W)	Jacob McBet (W)	Jacqueline Cornforth (W)	Jacqueline Leung (W)	James B Workman (W)	James G. Todd (W)	James N Taylor (W)	James Taylor (W)	Jason Space (W)	Jefferson Clapton (W)	Jesse Clarence Grady Lang (W)
324	0	0	0	0	0	0	0	0	0	0	0	0
325	0	0	0	0	0	0	0	0	0	0	0	0
333	0	0	0	0	0	0	0	0	0	0	0	0
343	0	0	0	0	0	0	0	0	0	0	0	0
351	0	0	0	0	0	0	0	0	0	0	0	0
353	0	0	0	0	0	0	0	0	0	0	0	2
363	0	0	0	0	0	0	0	0	0	2	0	0
645	0	0	0	0	0	0	0	0	0	0	0	0
655	0	0	0	0	0	0	0	0	0	0	0	0
674	0	0	0	0	0	1	0	0	0	0	2	0
677	0	0	0	0	0	0	0	0	0	0	0	0
678	0	0	0	0	0	0	0	0	0	0	0	0
679	0	0	0	0	0	0	0	0	0	0	0	0
680	0	0	0	0	0	0	1	0	0	0	0	0
682	0	0	0	0	0	0	0	0	0	0	0	0
686	0	0	0	0	0	0	0	0	0	0	0	0
687	0	0	0	0	0	0	0	0	0	0	0	0
688	0	0	0	0	0	0	0	0	0	0	0	0
689	0	0	0	0	0	0	0	0	0	0	0	0
691	0	0	0	1	0	0	0	1	1	0	0	0

Canvass Results Report

Official Ballot Tally

Run Time 9:07 AM

Run Date 06/13/2022

Marion County, Oregon

May 17, 2022 Primary Election

5/17/2022

Page 97

Official Results

Registered Voters

75419 of 217858 = 34.62%

Precincts Reporting

117 of 117 = 100.00%

State Representative, 17th District - Democrat - Vote for 1 No Candidate Filed

Precinct	Jesse S Smith (W)	Jessica Philpott (W)	Jim Nunez (W)	Joanna Langdale (W)	John B. Knutson (W)	John Brandt (W)	John Clay (W)	Jonathan M. Heintzman (W)	Judith A. Marsh (W)	Julie Richmond (W)	Kacey Likens (W)	Kate Brown (W)
324	0	0	0	0	0	0	0	0	0	0	0	0
325	0	0	0	0	0	0	0	0	0	0	0	0
333	0	0	0	0	0	0	0	0	0	0	0	0
343	0	0	0	0	0	0	0	0	0	1	0	0
351	0	0	0	0	0	0	0	0	0	0	0	0
353	0	0	0	0	0	0	0	0	0	0	0	0
363	0	0	0	0	0	0	0	0	0	0	0	0
645	0	0	0	0	0	0	0	0	0	0	0	0
655	0	0	0	0	0	2	1	0	0	0	0	1
674	0	0	0	1	1	0	0	0	0	0	0	0
677	0	0	0	0	0	0	0	0	0	0	0	0
678	0	0	0	0	0	0	0	0	0	0	0	0
679	0	0	0	0	0	0	0	0	0	0	0	0
680	0	0	0	0	0	0	0	0	0	0	0	0
682	0	0	0	0	0	0	0	0	0	0	0	1
686	0	0	0	0	0	0	0	0	0	0	0	0
687	0	0	0	0	0	0	0	0	0	0	0	0
688	0	0	0	0	0	0	0	0	0	0	0	0
689	0	0	0	0	0	0	0	0	0	0	0	0
691	0	1	1	0	0	0	0	1	0	0	1	0

Canvass Results Report

Official Ballot Tally

Run Time 9:07 AM
Run Date 06/13/2022

Marion County, Oregon

May 17, 2022 Primary Election

5/17/2022

Page 98

Official Results

Registered Voters
75419 of 217858 = 34.62%

Precincts Reporting
117 of 117 = 100.00%

State Representative, 17th District - Democrat - Vote for 1 No Candidate Filed

Precinct	Katelyn McGill (W)	Kathleen Coder (W)	Kathleen Harder (W)	Kermit the Frog (W)	Kimberly Ray (W)	Kristen Curry (W)	Kristopher Robert Van Zanden (W)	Kurt Schrader (W)	Lanay Creech (W)	Leo Orlando (W)	Levi Herrera Lopez (W)	Lois Lane (W)
324	0	0	0	0	0	0	0	0	0	0	0	0
325	0	0	0	0	0	0	0	0	0	0	0	0
333	0	1	0	0	0	0	0	0	0	0	1	0
343	0	0	0	1	0	0	0	1	0	0	0	0
351	2	0	0	0	0	0	0	0	0	0	0	0
353	0	0	0	0	0	0	0	0	0	0	0	0
363	0	0	0	0	0	0	0	0	0	0	0	0
645	0	0	0	0	1	0	0	0	0	1	0	0
655	0	0	0	0	0	1	0	1	0	0	0	0
674	0	0	0	0	0	0	0	0	0	0	0	0
677	0	0	0	0	0	0	0	0	0	0	0	0
678	0	0	0	0	0	0	0	0	0	0	0	0
679	0	0	0	0	0	0	0	0	0	0	0	0
680	0	0	0	0	0	0	0	0	0	0	0	0
682	0	0	0	0	0	0	0	0	0	0	0	0
686	0	0	0	0	0	0	0	0	0	0	0	0
687	0	0	0	0	0	0	0	0	0	0	0	0
688	0	0	0	0	0	0	0	0	0	0	0	0
689	0	0	0	0	0	0	0	0	0	0	0	0
691	0	0	1	0	0	0	1	0	0	0	0	0

Canvass Results Report

Official Ballot Tally

Run Time 9:07 AM

Run Date 06/13/2022

Marion County, Oregon

May 17, 2022 Primary Election

5/17/2022

Page 100

Official Results

Registered Voters

75419 of 217858 = 34.62%

Precincts Reporting

117 of 117 = 100.00%

State Representative, 17th District - Democrat - Vote for 1 No Candidate Filed

Precinct	Matthew Kaser (W)	Megan Schmidt (W)	Meghan Markle (W)	Melissa Wright (W)	Michael J. Babbitt (W)	Michael J. Rice (W)	Mike Erickson (W)	Minnie Mouse (W)	Nicholas Wunderlich (W)	Pablo Brito (W)	Paige Hook (W)	Pat Selander (W)
324	0	0	0	0	0	0	0	0	0	0	0	0
325	0	0	0	0	0	0	0	0	0	0	0	0
333	0	0	0	0	0	0	0	0	0	0	0	0
343	0	1	0	0	0	0	0	0	0	0	2	0
351	0	0	0	0	0	0	0	0	0	0	0	0
353	0	0	0	0	0	0	0	0	0	0	0	0
363	0	0	0	0	0	1	0	0	2	0	0	0
645	0	0	0	0	0	0	0	0	0	0	0	0
655	0	0	1	0	0	0	0	1	0	0	5	1
674	0	0	0	0	0	0	0	0	0	0	0	0
677	0	0	0	0	0	0	0	0	0	0	0	0
678	0	0	0	0	0	0	0	0	0	0	0	0
679	1	0	0	0	0	0	0	0	0	0	0	0
680	0	0	0	0	0	0	0	0	0	0	1	0
682	0	0	0	0	1	0	0	0	0	0	0	0
686	0	0	0	0	0	0	0	0	0	0	0	0
687	0	0	0	0	0	0	0	0	0	0	0	0
688	0	0	0	0	0	0	0	0	0	0	0	0
689	0	0	0	0	0	0	0	0	0	0	0	0
691	0	0	0	0	0	0	0	0	0	1	1	0

Canvass Results Report

Official Ballot Tally

Run Time 9:07 AM
Run Date 06/13/2022

Marion County, Oregon

May 17, 2022 Primary Election

5/17/2022

Page 101

Official Results

Registered Voters
75419 of 217858 = 34.62%

Precincts Reporting
117 of 117 = 100.00%

State Representative, 17th District - Democrat - Vote for 1 No Candidate Filed

Precinct	Paul Painter (W)	Peter Zupan (W)	Ramiro Navarro Jr. (W)	Raymond Imbro (W)	Richard Dugen (W)	Rick Barry (W)	Rick Lewis (W)	Robert Vasquez (W)	Robyn Pfahler (W)	Rochelle Devereaux (W)	Roger Lemons (W)	Ron Wyden (W)
324	0	0	0	0	0	0	0	0	0	0	0	0
325	0	0	0	0	0	0	0	0	0	0	0	0
333	0	0	0	0	0	0	0	0	0	0	0	0
343	1	0	0	0	0	0	0	0	0	0	0	0
351	0	0	0	0	0	0	0	0	0	0	0	0
353	0	0	0	0	0	0	0	0	0	0	0	0
363	0	0	0	0	0	0	1	0	0	0	0	0
645	0	0	0	0	0	0	0	0	0	0	0	0
655	0	0	0	0	0	0	0	0	0	0	0	0
674	0	0	0	0	0	0	0	0	1	0	0	0
677	0	0	0	0	0	0	0	0	0	0	0	0
678	0	0	0	0	0	0	0	0	0	0	0	0
679	0	1	0	0	0	0	0	0	0	0	0	0
680	0	0	0	0	0	0	0	0	0	0	0	0
682	0	0	0	0	0	1	0	0	0	0	0	0
686	0	0	1	0	0	0	0	0	0	0	0	0
687	0	0	0	0	0	0	0	0	0	0	0	0
688	0	0	0	0	0	0	0	0	0	0	0	0
689	0	0	0	0	0	0	0	0	0	0	0	0
691	0	0	0	0	0	0	0	2	0	0	0	0

Canvass Results Report

Official Ballot Tally

Run Time 9:07 AM
Run Date 06/13/2022

Marion County, Oregon

May 17, 2022 Primary Election

5/17/2022

Page 103

Official Results

Registered Voters
75419 of 217858 = 34.62%

Precincts Reporting
117 of 117 = 100.00%

State Representative, 17th District - Democrat - Vote for 1 No Candidate Filed

Precinct	Steven Anderson (W)	Steven H Frank (W)	Suzanne Bonamici (W)	Tam Frager (W)	Tanie Hotan (W)	Teresa Alonso Leon (W)	Thomas M Bradd (W)	Thomas Owen (W)	Thorin Thacker (W)	Tim Tebow (W)	Tina Kotek (W)	Tobias Read (W)
324	0	0	0	0	0	0	0	0	0	0	0	0
325	0	0	0	0	0	0	0	0	0	0	0	0
333	0	0	0	0	0	0	0	0	0	0	1	0
343	0	0	0	0	0	0	0	0	0	0	0	0
351	0	0	0	0	0	0	0	0	0	1	0	0
353	0	0	0	0	0	0	0	0	0	0	0	0
363	1	0	1	1	0	0	0	0	0	0	0	0
645	0	0	0	0	0	0	0	0	0	0	0	0
655	0	1	0	0	0	2	0	0	0	0	0	0
674	0	0	0	0	0	0	0	0	0	0	0	0
677	0	0	0	0	0	0	0	0	0	0	0	0
678	0	0	0	0	0	0	0	0	0	0	0	0
679	0	0	0	0	0	0	0	0	0	0	0	0
680	0	0	0	0	0	0	0	0	0	0	0	0
682	0	0	0	0	0	0	0	0	0	0	0	1
686	0	0	0	0	0	0	0	0	0	0	0	0
687	0	0	0	0	0	0	0	0	0	0	0	0
688	0	0	0	0	0	0	0	0	0	0	0	0
689	0	0	0	0	0	0	0	0	0	0	0	0
691	0	0	0	0	0	0	1	0	0	0	0	0

Canvass Results Report

Official Ballot Tally

Run Time 9:07 AM
Run Date 06/13/2022

Marion County, Oregon

May 17, 2022 Primary Election

5/17/2022

Page 104

Official Results

Registered Voters
75419 of 217858 = 34.62%

Precincts Reporting
117 of 117 = 100.00%

State Representative, 17th District - Democrat - Vote for 1 No Candidate Filed

Precinct	Tom Anderson (W)	Tom Hovie (W)	Tonya Torres (W)	Travis Prichard (W)	Ty Dean Bower (W)	William J. Delfino (W)	Wilson Bright (W)	Cast Votes	Undervotes	Overvotes	Misc. write-in	Vote By Mail Ballots Cast	Total Ballots Cast	Registered Voters
324	0	0	0	0	0	0	0	0	7	0	0	7	7	203
325	0	0	0	0	0	0	0	0	0	0	0	0	0	0
333	0	0	0	0	0	0	0	12	186	0	0	198	198	1,763
343	0	0	0	0	0	0	0	22	186	0	0	208	208	1,089
351	0	0	0	0	0	0	0	7	119	0	0	126	126	1,431
353	0	0	0	0	0	0	0	2	18	0	0	20	20	182
363	0	1	1	0	0	0	0	35	389	0	0	424	424	4,306
645	0	0	0	0	0	0	0	17	302	0	0	319	319	2,431
655	0	0	0	0	1	0	0	44	483	0	1	528	528	5,729
674	0	0	0	0	0	0	0	9	114	0	1	124	124	1,374
677	0	0	0	0	0	0	0	1	43	0	0	44	44	376
678	1	0	0	0	0	0	0	5	36	0	0	41	41	386
679	0	0	0	0	0	0	0	9	111	0	1	121	121	1,308
680	0	0	0	0	0	0	0	2	30	0	0	32	32	360
682	0	0	0	0	0	0	0	30	416	0	0	446	446	3,464
686	0	0	0	0	0	0	0	2	16	0	0	18	18	203
687	0	0	0	0	0	0	0	2	13	0	0	15	15	126
688	0	0	0	0	0	0	0	1	78	0	0	79	79	610
689	0	0	0	0	0	0	0	0	0	0	0	0	0	14
691	0	0	0	0	0	0	1	33	588	0	1	622	622	5,632

Canvass Results Report

Official Ballot Tally

Run Time 9:07 AM

Run Date 06/13/2022

Marion County, Oregon

May 17, 2022 Primary Election

5/17/2022

Page 105

Official Results

Registered Voters

75419 of 217858 = 34.62%

Precincts Reporting

117 of 117 = 100.00%

State Representative, 17th District - Democrat - Vote for 1 No Candidate Filed

Precinct	Turnout Percentage
324	3.45%
325	0.00%
333	11.23%
343	19.10%
351	8.81%
353	10.99%
363	9.85%
645	13.12%
655	9.22%
674	9.02%
677	11.70%
678	10.62%
679	9.25%
680	8.89%
682	12.88%
686	8.87%
687	11.90%
688	12.95%
689	0.00%
691	11.04%

Canvass Results Report

Official Ballot Tally

Run Time 9:07 AM
Run Date 06/13/2022

Marion County, Oregon

May 17, 2022 Primary Election

5/17/2022

Page 108

Official Results

Registered Voters
75419 of 217858 = 34.62%

Precincts Reporting
117 of 117 = 100.00%

State Representative, 17th District - Democrat - Vote for 1 No Candidate Filed

Precinct	Brian Lewallen (W)	Caitlin Baker (W)	Carolyn Sackinger (W)	Chad Casady (W)	Chris A. Nordlund (W)	Chris Brighton (W)	Chris Enquist (W)	Chris Hoy (W)	Christopher David Hamilton (W)	Christopher Hamilton (W)	Corinne Westbrook (W)	Daffy Duck (W)
692	0	0	0	0	0	0	0	0	0	0	0	0
694	0	0	0	0	0	0	0	0	0	0	0	0
696	0	0	0	0	0	0	0	0	0	0	0	0
705	0	0	0	0	0	0	0	0	0	0	0	0
715	0	0	0	0	0	0	0	0	0	0	0	0
781	0	0	0	0	1	0	0	0	0	0	0	0
783	0	0	0	0	0	0	0	0	0	0	0	0
786	0	0	0	0	0	0	0	0	0	0	0	0
787	0	0	0	1	0	0	0	0	0	0	0	0
789	0	0	0	0	0	0	0	0	0	0	0	0
790	0	0	0	0	0	0	0	0	0	0	0	0
905	0	0	0	0	0	0	0	0	0	0	0	0
915	0	0	0	0	0	0	0	0	0	0	0	0
925	0	0	0	0	0	0	0	0	0	0	0	0
935	0	0	0	0	0	0	0	0	0	0	0	0
981	0	0	0	0	0	0	0	0	0	0	0	0
Totals	1	1	1	1	1	1	1	5	1	1	1	1

Canvass Results Report

Official Ballot Tally

Run Time 9:07 AM

Run Date 06/13/2022

Marion County, Oregon

May 17, 2022 Primary Election

5/17/2022

Page 109

Official Results

Registered Voters

75419 of 217858 = 34.62%

Precincts Reporting

117 of 117 = 100.00%

State Representative, 17th District - Democrat - Vote for 1 No Candidate Filed

Precinct	Dale A Sneedecker (W)	Dan Thorp (W)	Daniel Lee Knight (W)	Daniel Proulx (W)	Daniel Radakovich (W)	Danny C Collier (W)	Darlene Nixon (W)	Darrin Dean House (W)	Dave Waters (W)	David Herber (W)	David Hull (W)	David Perry (W)
692	0	0	0	0	0	0	0	0	0	0	0	0
694	0	0	0	0	0	0	0	0	0	0	0	0
696	0	0	0	0	0	0	0	0	0	0	0	0
705	0	0	0	0	0	0	0	0	0	0	0	0
715	0	0	0	0	0	0	0	0	0	0	0	0
781	0	0	0	0	0	0	0	0	0	0	0	0
783	0	0	0	0	0	0	0	0	0	0	0	0
786	0	0	0	0	0	0	0	0	0	0	0	0
787	0	0	0	0	0	0	0	1	0	0	2	0
789	1	1	0	1	1	2	0	0	0	0	0	0
790	0	0	0	0	0	0	0	0	0	0	0	0
905	0	0	0	0	0	0	0	0	0	0	0	0
915	0	0	0	0	0	0	0	0	0	0	0	0
925	0	0	0	0	0	0	0	0	0	0	0	0
935	0	0	0	0	0	0	0	0	0	0	0	0
981	0	0	0	0	0	0	0	0	0	0	0	0
Totals	1	1	1	1	1	2	1	1	1	1	2	1

Canvass Results Report

Official Ballot Tally

Run Time 9:07 AM

Run Date 06/13/2022

Marion County, Oregon

May 17, 2022 Primary Election

5/17/2022

Page 111

Official Results

Registered Voters

75419 of 217858 = 34.62%

Precincts Reporting

117 of 117 = 100.00%

State Representative, 17th District - Democrat - Vote for 1 No Candidate Filed

Precinct	Douglas J Wasko (W)	Dwight Brothers (W)	Dylan Welles (W)	Ed Diehl (W)	Elaine M. Jenkins (W)	Eliza Lohrman (W)	Elizabeth Steiner Hayward (W)	Elizabeth Steirr Hayward (W)	Erin Carhart (W)	Erin M Shipp (W)	Evan Berss (W)	Fidel Castro (W)
692	0	0	0	0	0	0	0	0	0	0	0	0
694	0	0	0	0	0	0	0	0	0	0	0	0
696	0	0	0	0	0	0	0	0	0	0	0	0
705	0	0	0	1	0	0	2	0	0	0	0	0
715	0	0	0	2	0	0	0	0	0	0	0	0
781	0	0	0	0	0	0	0	0	0	0	0	0
783	0	0	0	1	0	0	0	0	0	0	0	0
786	0	0	0	0	0	0	0	0	0	0	0	0
787	0	0	0	2	0	0	0	0	0	0	0	0
789	0	0	0	5	0	0	0	0	0	0	0	0
790	0	0	0	3	0	0	0	0	0	0	0	0
905	0	0	0	0	0	0	0	0	0	0	0	0
915	0	0	0	3	0	0	0	0	0	0	0	0
925	0	0	0	0	0	0	0	0	0	0	0	0
935	0	0	0	0	0	0	0	0	0	0	0	0
981	0	0	0	0	0	0	0	0	0	0	0	1
Totals	1	1	1	48	1	1	4	1	2	1	2	1

Canvass Results Report

Official Ballot Tally

Run Time 9:07 AM

Run Date 06/13/2022

Marion County, Oregon

May 17, 2022 Primary Election

5/17/2022

Page 112

Official Results

Registered Voters

75419 of 217858 = 34.62%

Precincts Reporting

117 of 117 = 100.00%

State Representative, 17th District - Democrat - Vote for 1 No Candidate Filed

Precinct	Gabriel Rouse (W)	George L Carrillo (W)	Glen Rader (W)	Glen Treiber (W)	Grant Hall (W)	Hal Colvin (W)	Heather Sly-Haley (W)	Helen Villastrigo (W)	Henry Porter (W)	Hollie Oakes-Miller (W)	Holly Cronin (W)	Holly McMorries (W)
692	0	0	0	0	0	0	0	0	0	0	0	0
694	0	0	0	0	0	0	0	0	0	0	0	0
696	0	0	0	0	0	0	0	0	0	0	0	0
705	0	0	0	0	0	0	0	0	0	0	0	0
715	0	0	0	1	0	0	0	0	0	0	0	0
781	0	0	0	0	0	0	0	0	0	0	0	0
783	0	0	0	0	0	0	0	0	0	0	0	0
786	0	0	0	0	0	0	0	0	0	0	0	0
787	0	0	0	0	0	0	0	0	0	2	0	0
789	0	0	0	0	1	0	0	0	0	0	0	0
790	0	0	0	0	0	0	0	0	0	0	0	0
905	0	0	0	0	0	0	0	0	0	0	0	0
915	0	0	0	0	0	0	0	0	0	0	0	0
925	0	0	0	0	0	0	0	0	0	0	0	0
935	0	0	0	0	0	0	0	0	0	0	0	0
981	0	0	0	0	0	0	0	0	0	0	0	0
Totals	1	1	2	1	1	1	1	1	1	8	1	1

Canvass Results Report

Official Ballot Tally

Run Time 9:07 AM

Run Date 06/13/2022

Marion County, Oregon

May 17, 2022 Primary Election

5/17/2022

Page 113

Official Results

Registered Voters

75419 of 217858 = 34.62%

Precincts Reporting

117 of 117 = 100.00%

State Representative, 17th District - Democrat - Vote for 1 No Candidate Filed

Precinct	Hunter Rogers (W)	Jacob Johnson (W)	Jacob McBet (W)	Jacqueline Cornforth (W)	Jacqueline Leung (W)	James B Workman (W)	James G. Todd (W)	James N Taylor (W)	James Taylor (W)	Jason Space (W)	Jefferson Clapton (W)	Jesse Clarence Grady Lang (W)
692	0	0	0	0	0	0	0	0	0	0	0	0
694	0	0	0	0	0	0	0	0	0	0	0	0
696	0	0	0	0	0	0	0	0	0	0	0	0
705	0	1	1	0	1	0	0	0	0	0	0	0
715	1	0	0	0	0	0	0	0	0	0	0	0
781	0	0	0	0	0	0	0	0	0	0	0	0
783	0	0	0	0	0	0	0	0	0	0	0	0
786	0	0	0	0	0	0	0	0	0	0	0	0
787	0	0	0	0	0	0	0	0	0	0	0	0
789	0	0	0	0	0	0	0	0	0	0	0	0
790	0	0	0	0	0	0	0	0	0	0	0	0
905	0	0	0	0	0	0	0	0	0	0	0	0
915	0	0	0	0	0	0	0	0	0	0	0	0
925	0	0	0	0	0	0	0	0	0	0	0	0
935	0	0	0	0	0	0	0	0	0	0	0	0
981	0	0	0	0	0	0	0	0	0	0	0	0
Totals	1	1	1	1	1	1	1	1	1	2	2	2

Canvass Results Report

Official Ballot Tally

Run Time 9:07 AM

Run Date 06/13/2022

Marion County, Oregon

May 17, 2022 Primary Election

5/17/2022

Page 115

Official Results

Registered Voters

75419 of 217858 = 34.62%

Precincts Reporting

117 of 117 = 100.00%

State Representative, 17th District - Democrat - Vote for 1 No Candidate Filed

Precinct	Katelyn McGill (W)	Kathleen Coder (W)	Kathleen Harder (W)	Kermit the Frog (W)	Kimberly Ray (W)	Kristen Curry (W)	Kristopher Robert Van Zanden (W)	Kurt Schrader (W)	Lanay Creech (W)	Leo Orlando (W)	Levi Herrera Lopez (W)	Lois Lane (W)
692	0	0	0	0	0	0	0	0	0	0	0	0
694	0	0	0	0	0	0	0	0	0	0	0	0
696	0	0	0	0	0	0	0	0	0	0	0	0
705	0	0	0	0	0	0	0	0	0	0	0	0
715	0	0	0	0	0	0	0	0	1	0	0	0
781	0	0	0	0	0	0	0	0	0	0	0	0
783	0	0	0	0	0	0	0	0	0	0	0	0
786	0	0	0	0	0	0	0	0	0	0	0	0
787	0	0	0	0	0	0	0	0	0	0	0	0
789	0	0	0	0	0	0	0	0	0	0	0	0
790	0	0	0	0	0	0	0	0	0	0	0	0
905	0	0	0	0	0	0	0	0	0	0	0	0
915	0	0	0	0	0	0	0	0	0	0	0	1
925	0	0	0	0	0	0	0	0	0	0	0	0
935	0	0	0	0	0	0	0	0	0	0	0	0
981	0	0	0	0	0	0	0	0	0	0	0	0
Totals	2	1	1	1	1	1	1	2	1	1	1	1

Canvass Results Report

Official Ballot Tally

Run Time 9:07 AM

Run Date 06/13/2022

Marion County, Oregon

May 17, 2022 Primary Election

5/17/2022

Page 116

Official Results

Registered Voters

75419 of 217858 = 34.62%

Precincts Reporting

117 of 117 = 100.00%

State Representative, 17th District - Democrat - Vote for 1 No Candidate Filed

Precinct	Luis Vega (W)	Luz M. Rivera (W)	Lyle Ross Anderson II (W)	Maggie Hudson (W)	Marcus Berlin (W)	Marianne Fairchild (W)	Marilyn Johnston (W)	Mark Buchholz (W)	Mark D. Graham (W)	Mark Kronquist (W)	Mark R. Gardner (W)	Marshall Todd Rash (W)
692	0	0	0	0	0	0	0	0	0	0	0	0
694	0	0	0	0	0	0	0	0	0	0	0	0
696	0	0	0	0	0	0	0	0	0	0	1	0
705	0	0	0	0	0	0	0	0	0	0	0	0
715	0	0	1	0	0	0	0	0	0	0	0	0
781	0	0	0	0	0	0	0	0	0	0	0	0
783	0	0	0	0	0	0	0	0	0	0	0	0
786	0	0	0	0	0	0	0	0	0	0	0	0
787	0	0	0	0	1	0	0	0	0	0	0	0
789	0	0	0	0	0	0	0	0	0	0	0	0
790	0	0	0	0	0	0	0	0	0	0	0	0
905	0	0	0	0	0	0	0	0	0	0	0	0
915	0	0	0	0	0	0	0	0	0	0	0	0
925	0	0	0	0	0	0	0	0	0	0	0	0
935	0	0	0	0	0	0	0	0	0	0	0	0
981	0	0	0	0	0	0	0	0	0	0	0	0
Totals	1	1	1	1	1	3	2	1	1	1	1	1

Canvass Results Report

Official Ballot Tally

Run Time 9:07 AM

Run Date 06/13/2022

Marion County, Oregon

May 17, 2022 Primary Election

5/17/2022

Page 117

Official Results

Registered Voters

75419 of 217858 = 34.62%

Precincts Reporting

117 of 117 = 100.00%

State Representative, 17th District - Democrat - Vote for 1 No Candidate Filed

Precinct	Matthew Kaser (W)	Megan Schmidt (W)	Meghan Markle (W)	Melissa Wright (W)	Michael J. Babbitt (W)	Michael J. Rice (W)	Mike Erickson (W)	Minnie Mouse (W)	Nicholas Wunderlich (W)	Pablo Brito (W)	Paige Hook (W)	Pat Selander (W)
692	0	0	0	0	0	0	0	0	0	0	0	0
694	0	0	0	0	0	0	0	0	0	0	0	0
696	0	0	0	0	0	0	0	0	0	0	0	0
705	0	0	0	1	0	0	0	0	0	0	0	0
715	0	0	0	0	0	0	0	0	0	0	0	0
781	0	0	0	0	0	0	0	0	0	0	0	0
783	0	0	0	0	0	0	0	0	0	0	0	0
786	0	0	0	0	0	0	0	0	0	0	0	0
787	0	0	0	0	0	0	0	0	0	0	0	0
789	0	0	0	0	0	0	1	0	0	0	1	0
790	0	0	0	0	0	0	0	0	0	0	0	0
905	0	0	0	0	0	0	0	0	0	0	0	0
915	0	0	0	0	0	0	0	0	0	0	0	0
925	0	0	0	0	0	0	0	0	0	0	0	0
935	0	0	0	0	0	0	0	0	0	0	0	0
981	0	0	0	0	0	0	0	0	0	0	0	0
Totals	1	1	1	1	1	1	1	1	2	1	10	1

Canvass Results Report

Official Ballot Tally

Run Time 9:07 AM

Run Date 06/13/2022

Marion County, Oregon

May 17, 2022 Primary Election

5/17/2022

Page 118

Official Results

Registered Voters
75419 of 217858 = 34.62%

Precincts Reporting
117 of 117 = 100.00%

State Representative, 17th District - Democrat - Vote for 1 No Candidate Filed

Precinct	Paul Painter (W)	Peter Zupan (W)	Ramiro Navarro Jr. (W)	Raymond Imbro (W)	Richard Dugen (W)	Rick Barry (W)	Rick Lewis (W)	Robert Vasquez (W)	Robyn Pfahler (W)	Rochelle Devereaux (W)	Roger Lemons (W)	Ron Wyden (W)
692	0	0	0	0	0	0	0	0	0	0	0	0
694	0	0	0	0	0	0	0	0	0	0	0	0
696	0	0	0	0	0	0	0	0	0	0	0	0
705	0	0	0	0	1	0	0	0	0	0	0	0
715	0	0	0	0	0	0	0	0	0	0	0	1
781	0	0	0	0	0	0	0	0	0	0	0	0
783	0	0	0	0	0	0	0	0	0	0	0	0
786	0	0	0	1	0	0	0	0	0	0	0	0
787	0	0	0	0	0	0	0	0	0	1	0	0
789	0	0	0	0	0	0	0	0	0	0	0	0
790	0	0	0	0	0	0	0	0	0	0	0	0
905	0	0	0	0	0	0	0	0	0	0	0	0
915	0	0	0	0	0	0	0	0	0	0	0	0
925	0	0	0	0	0	0	0	0	0	0	1	0
935	0	0	0	0	0	0	0	0	0	0	0	0
981	0	0	0	0	0	0	0	0	0	0	0	0
Totals	1	1	1	1	1	1	1	2	1	1	1	1

Canvass Results Report

Official Ballot Tally

Run Time 9:07 AM
Run Date 06/13/2022

Marion County, Oregon

May 17, 2022 Primary Election

5/17/2022
Page 120

Official Results

Registered Voters
75419 of 217858 = 34.62%
Precincts Reporting
117 of 117 = 100.00%

State Representative, 17th District - Democrat - Vote for 1 No Candidate Filed

Precinct	Steven Anderson (W)	Steven H Frank (W)	Suzanne Bonamici (W)	Tam Frager (W)	Tanie Hotan (W)	Teresa Alonso Leon (W)	Thomas M Bradd (W)	Thomas Owen (W)	Thorin Thacker (W)	Tim Tebow (W)	Tina Kotek (W)	Tobias Read (W)
692	0	0	0	0	0	0	0	0	0	0	0	0
694	0	0	0	0	0	0	0	0	0	0	0	0
696	0	0	0	0	0	0	0	0	0	0	0	0
705	0	0	0	0	0	0	0	0	0	0	0	0
715	0	0	0	0	0	0	0	0	0	0	0	0
781	0	0	0	0	0	0	0	0	0	0	1	0
783	0	0	0	0	0	0	0	0	0	0	0	0
786	0	0	0	0	0	0	0	0	0	0	0	0
787	0	0	0	0	1	0	0	0	0	0	0	0
789	0	0	0	0	0	0	0	1	0	0	0	1
790	0	0	0	0	0	0	0	0	0	0	0	0
905	0	0	0	0	0	0	0	0	1	0	0	0
915	0	0	0	0	0	0	0	0	0	0	0	0
925	0	0	0	0	0	0	0	0	0	0	0	0
935	0	0	0	0	0	0	0	0	0	0	0	0
981	0	0	0	0	0	0	0	0	0	0	0	0
Totals	1	1	1	1	1	2	1	1	1	1	2	2

Canvass Results Report

Official Ballot Tally

Run Time 9:07 AM

Run Date 06/13/2022

Marion County, Oregon

May 17, 2022 Primary Election

5/17/2022

Page 121

Official Results

Registered Voters

75419 of 217858 = 34.62%

Precincts Reporting

117 of 117 = 100.00%

State Representative, 17th District - Democrat - Vote for 1 No Candidate Filed

Precinct	Tom Anderson (W)	Tom Hovie (W)	Tonya Torres (W)	Travis Prichard (W)	Ty Dean Bower (W)	William J. Delfino (W)	Wilson Bright (W)	Cast Votes	Undervotes	Overvotes	Misc. write-in	Vote By Mail Ballots Cast	Total Ballots Cast	Registered Voters
692	0	0	0	0	0	0	0	0	5	0	0	5	5	71
694	0	0	0	0	0	0	0	0	1	0	0	1	1	3
696	0	0	0	0	0	0	0	1	7	0	0	8	8	184
705	0	0	0	0	0	0	0	12	185	0	1	198	198	2,144
715	0	0	0	0	0	0	0	17	183	0	0	200	200	2,877
781	0	0	0	0	0	0	0	3	114	0	0	117	117	635
783	0	0	0	0	0	0	0	3	75	0	0	78	78	660
786	0	0	0	0	0	0	0	1	14	0	0	15	15	286
787	0	0	0	0	0	1	0	15	213	0	1	229	229	1,863
789	0	0	0	1	0	0	0	24	322	0	0	346	346	3,232
790	0	0	0	0	0	0	0	3	28	0	0	31	31	356
905	0	0	0	0	0	0	0	1	25	0	0	26	26	235
915	0	0	0	0	0	0	0	7	28	0	1	36	36	311
925	0	0	0	0	0	0	0	1	11	0	0	12	12	135
935	0	0	0	0	0	0	0	0	4	0	0	4	4	56
981	0	0	0	0	0	0	0	1	33	0	0	34	34	319
Totals	1	1	1	1	1	1	1	322	4,383	0	7	4,712	4,712	44,354

Canvass Results Report

Official Ballot Tally

Run Time 9:07 AM

Run Date 06/13/2022

Marion County, Oregon

May 17, 2022 Primary Election

5/17/2022

Page 122

Official Results

Registered Voters

75419 of 217858 = 34.62%

Precincts Reporting

117 of 117 = 100.00%

State Representative, 17th District - Democrat - Vote for 1 No Candidate Filed

Precinct	Turnout Percentage
692	7.04%
694	33.33%
696	4.35%
705	9.24%
715	6.95%
781	18.43%
783	11.82%
786	5.24%
787	12.29%
789	10.71%
790	8.71%
905	11.06%
915	11.58%
925	8.89%
935	7.14%
981	10.66%
Totals	10.62%

Canvass Results Report

Official Ballot Tally

Run Time 9:07 AM

Run Date 06/13/2022

Marion County, Oregon

May 17, 2022 Primary Election

5/17/2022

Page 123

Official Results

Registered Voters

75419 of 217858 = 34.62%

Precincts Reporting

117 of 117 = 100.00%

State Representative, 17th District - Republican - Vote for 1

Precinct	Beth Jones	Ed Diehl	Cast Votes	Undervotes	Overvotes	Misc. write-in	Vote By Mail Ballots Cast	Total Ballots Cast	Registered Voters	Turnout Percentage
324	6	7	13	1	0	0	14	14	203	6.90%
325	0	0	0	0	0	0	0	0	0	0.00%
333	92	117	209	24	0	1	234	234	1,763	13.27%
343	70	104	174	13	0	0	187	187	1,089	17.17%
351	42	83	125	6	0	0	131	131	1,431	9.15%
353	12	9	21	0	0	0	21	21	182	11.54%
363	114	337	451	27	0	0	478	478	4,306	11.10%
645	153	546	699	20	1	1	721	721	2,431	29.66%
655	246	869	1,115	58	0	2	1,175	1,175	5,729	20.51%
674	99	288	387	12	0	2	401	401	1,374	29.18%
677	21	59	80	2	0	0	82	82	376	21.81%
678	23	34	57	4	0	0	61	61	386	15.80%
679	75	355	430	12	0	0	442	442	1,308	33.79%
680	15	88	103	19	0	0	122	122	360	33.89%
682	262	554	816	52	0	0	868	868	3,464	25.06%
686	18	38	56	1	0	0	57	57	203	28.08%
687	9	17	26	7	0	0	33	33	126	26.19%
688	46	97	143	20	0	0	163	163	610	26.72%
689	0	4	4	0	0	0	4	4	14	28.57%
691	242	550	792	48	0	3	843	843	5,632	14.97%

Canvass Results Report

Official Ballot Tally

Run Time 9:07 AM
Run Date 06/13/2022

Marion County, Oregon

May 17, 2022 Primary Election

5/17/2022

Page 124

Official Results

Registered Voters
75419 of 217858 = 34.62%

Precincts Reporting
117 of 117 = 100.00%

State Representative, 17th District - Republican - Vote for 1

Precinct	Beth Jones	Ed Diehl	Cast Votes	Undervotes	Overvotes	Misc. write-in	Vote By Mail Ballots Cast	Total Ballots Cast	Registered Voters	Turnout Percentage
692	2	16	18	1	0	0	19	19	71	26.76%
694	0	1	1	0	0	0	1	1	3	33.33%
696	2	16	18	2	0	0	20	20	184	10.87%
705	229	220	449	25	0	4	478	478	2,144	22.29%
715	175	280	455	21	0	9	485	485	2,877	16.86%
781	40	98	138	15	0	0	153	153	635	24.09%
783	46	114	160	19	0	0	179	179	660	27.12%
786	13	64	77	2	0	3	82	82	286	28.67%
787	181	292	473	29	0	7	509	509	1,863	27.32%
789	228	488	716	52	0	2	770	770	3,232	23.82%
790	19	67	86	3	0	0	89	89	356	25.00%
905	2	25	27	1	0	0	28	28	235	11.91%
915	10	42	52	6	0	0	58	58	311	18.65%
925	8	29	37	1	0	0	38	38	135	28.15%
935	4	4	8	2	0	0	10	10	56	17.86%
981	16	53	69	2	0	0	71	71	319	22.26%
Totals	2,520	5,965	8,485	507	1	34	9,027	9,027	44,354	20.35%

Canvass Results Report

Official Ballot Tally

Run Time 9:07 AM

Run Date 06/13/2022

Marion County, Oregon

May 17, 2022 Primary Election

5/17/2022

Page 125

Official Results

Registered Voters

75419 of 217858 = 34.62%

Precincts Reporting

117 of 117 = 100.00%

State Representative, 18th District - Democrat - Vote for 1

Precinct	Jesse S Smith	Cast Votes	Undervotes	Overvotes	Misc. write-in	Vote By Mail Ballots Cast	Total Ballots Cast	Registered Voters	Turnout Percentage
505	34	34	16	0	1	51	51	338	15.09%
515	48	48	24	0	4	76	76	687	11.06%
525	103	103	72	0	2	177	177	880	20.11%
535	110	110	51	0	4	165	165	1,973	8.36%
555	194	194	96	0	5	295	295	2,237	13.19%
579	23	23	13	0	0	36	36	221	16.29%
580	73	73	34	0	1	108	108	1,105	9.77%
581	181	181	105	0	2	288	288	3,012	9.56%
583	64	64	41	0	3	108	108	1,398	7.73%
586	26	26	8	0	0	34	34	447	7.61%
587	2	2	5	0	0	7	7	89	7.87%
590	46	46	36	0	1	83	83	963	8.62%
591	44	44	16	0	2	62	62	827	7.50%
615	22	22	6	0	0	28	28	288	9.72%
625	322	322	157	0	5	484	484	3,212	15.07%
635	535	535	287	0	9	831	831	4,226	19.66%
676	49	49	31	0	1	81	81	476	17.02%
681	180	180	97	0	2	279	279	1,841	15.15%
683	80	80	45	0	2	127	127	1,358	9.35%
684	43	43	9	0	1	53	53	515	10.29%

Canvass Results Report

Official Ballot Tally

Run Time 9:07 AM
Run Date 06/13/2022

Marion County, Oregon

May 17, 2022 Primary Election

5/17/2022
Page 126

Official Results

Registered Voters
75419 of 217858 = 34.62%
Precincts Reporting
117 of 117 = 100.00%

State Representative, 18th District - Democrat - Vote for 1

Precinct	Jesse S Smith	Cast Votes	Undervotes	Overvotes	Misc. write-in	Vote By Mail Ballots Cast	Total Ballots Cast	Registered Voters	Turnout Percentage
698	90	90	54	0	0	144	144	1,340	10.75%
Totals	2,269	2,269	1,203	0	45	3,517	3,517	27,433	12.82%

Canvass Results Report

Official Ballot Tally

Run Time 9:07 AM
Run Date 06/13/2022

Marion County, Oregon

May 17, 2022 Primary Election

5/17/2022

Page 127

Official Results

Registered Voters
75419 of 217858 = 34.62%

Precincts Reporting
117 of 117 = 100.00%

State Representative, 18th District - Republican - Vote for 1

Precinct	Rick Lewis	Cast Votes	Undervotes	Overvotes	Misc. write-in	Vote By Mail Ballots Cast	Total Ballots Cast	Registered Voters	Turnout Percentage
505	51	51	18	0	0	69	69	338	20.41%
515	72	72	33	0	1	106	106	687	15.43%
525	134	134	62	0	1	197	197	880	22.39%
535	189	189	90	0	1	280	280	1,973	14.19%
555	316	316	89	0	2	407	407	2,237	18.19%
579	49	49	11	0	0	60	60	221	27.15%
580	204	204	105	0	1	310	310	1,105	28.05%
581	375	375	204	0	8	587	587	3,012	19.49%
583	250	250	92	0	2	344	344	1,398	24.61%
586	90	90	36	0	0	126	126	447	28.19%
587	28	28	11	0	0	39	39	89	43.82%
590	226	226	68	0	2	296	296	963	30.74%
591	81	81	40	0	0	121	121	827	14.63%
615	40	40	10	0	0	50	50	288	17.36%
625	363	363	83	0	4	450	450	3,212	14.01%
635	584	584	105	0	3	692	692	4,226	16.37%
676	100	100	28	0	1	129	129	476	27.10%
681	328	328	85	0	2	415	415	1,841	22.54%
683	339	339	79	0	2	420	420	1,358	30.93%
684	103	103	27	0	0	130	130	515	25.24%

Canvass Results Report

Official Ballot Tally

Run Time 9:07 AM

Run Date 06/13/2022

Marion County, Oregon

May 17, 2022 Primary Election

5/17/2022

Page 128

Official Results

Registered Voters

75419 of 217858 = 34.62%

Precincts Reporting

117 of 117 = 100.00%

State Representative, 18th District - Republican - Vote for 1

Precinct	Rick Lewis	Cast Votes	Undervotes	Overvotes	Misc. write-in	Vote By Mail Ballots Cast	Total Ballots Cast	Registered Voters	Turnout Percentage
698	251	251	75	0	0	326	326	1,340	24.33%
Totals	4,173	4,173	1,351	0	30	5,554	5,554	27,433	20.25%

Canvass Results Report

Official Ballot Tally

Run Time 9:07 AM
Run Date 06/13/2022

Marion County, Oregon

May 17, 2022 Primary Election

5/17/2022

Page 129

Official Results

Registered Voters
75419 of 217858 = 34.62%

Precincts Reporting
117 of 117 = 100.00%

State Representative, 19th District - Democrat - Vote for 1

Precinct	Tom Andersen	Jackie Leung	Brad Witt	Cast Votes	Undervotes	Overvotes	Misc. write-in	Vote By Mail Ballots Cast	Total Ballots Cast	Registered Voters	Turnout Percentage
311	66	18	24	108	4	0	0	112	112	362	30.94%
321	131	85	88	304	26	0	0	330	330	2,349	14.05%
322	108	117	96	321	30	0	3	354	354	3,483	10.16%
323	587	275	253	1,115	73	0	5	1,193	1,193	4,172	28.60%
331	232	189	179	600	72	1	7	680	680	3,836	17.73%
332	458	356	369	1,183	97	0	2	1,282	1,282	6,646	19.29%
340	235	267	186	688	64	0	6	758	758	5,155	14.70%
341	81	119	107	307	19	0	0	326	326	1,716	19.00%
342	369	365	419	1,153	101	0	8	1,262	1,262	7,477	16.88%
372	186	316	265	767	74	0	6	847	847	4,908	17.26%
697	138	171	201	510	60	0	8	578	578	5,693	10.15%
792	1	7	1	9	1	0	0	10	10	62	16.13%
Totals	2,592	2,285	2,188	7,065	621	1	45	7,732	7,732	45,859	16.86%

Canvass Results Report

Official Ballot Tally

Run Time 9:07 AM

Run Date 06/13/2022

Marion County, Oregon

May 17, 2022 Primary Election

5/17/2022

Page 130

Official Results

Registered Voters

75419 of 217858 = 34.62%

Precincts Reporting

117 of 117 = 100.00%

State Representative, 19th District - Republican - Vote for 1

Precinct	TJ Sullivan	Cast Votes	Undervotes	Overvotes	Misc. write-in	Vote By Mail Ballots Cast	Total Ballots Cast	Registered Voters	Turnout Percentage
311	17	17	9	0	0	26	26	362	7.18%
321	73	73	44	0	0	117	117	2,349	4.98%
322	193	193	85	1	3	282	282	3,483	8.10%
323	229	229	130	0	6	365	365	4,172	8.75%
331	398	398	177	0	2	577	577	3,836	15.04%
332	567	567	303	0	15	885	885	6,646	13.32%
340	559	559	258	0	8	825	825	5,155	16.00%
341	163	163	94	0	3	260	260	1,716	15.15%
342	830	830	388	0	8	1,226	1,226	7,477	16.40%
372	505	505	202	0	3	710	710	4,908	14.47%
697	398	398	169	0	7	574	574	5,693	10.08%
792	5	5	6	0	0	11	11	62	17.74%
Totals	3,937	3,937	1,865	1	55	5,858	5,858	45,859	12.77%

Canvass Results Report

Official Ballot Tally

Run Time 9:07 AM

Run Date 06/13/2022

Marion County, Oregon

May 17, 2022 Primary Election

5/17/2022

Page 131

Official Results

Registered Voters

75419 of 217858 = 34.62%

Precincts Reporting

117 of 117 = 100.00%

State Representative, 20th District - Democrat - Vote for 1

Precinct	Paul Evans	Cast Votes	Undervotes	Overvotes	Misc. write-in	Vote By Mail Ballots Cast	Total Ballots Cast	Registered Voters	Turnout Percentage
313	0	0	0	0	0	0	0	0	0.00%
326	87	87	48	0	0	135	135	393	34.35%
330	217	217	48	0	4	269	269	1,691	15.91%
370	1,076	1,076	284	0	8	1,368	1,368	5,137	26.63%
371	867	867	226	0	13	1,106	1,106	5,216	21.20%
780	178	178	61	0	3	242	242	1,317	18.38%
784	21	21	6	0	0	27	27	242	11.16%
Totals	2,446	2,446	673	0	28	3,147	3,147	13,996	22.48%

Canvass Results Report

Official Ballot Tally

Run Time 9:07 AM
Run Date 06/13/2022

Marion County, Oregon

May 17, 2022 Primary Election

5/17/2022

Page 132

Official Results

Registered Voters
75419 of 217858 = 34.62%

Precincts Reporting
117 of 117 = 100.00%

State Representative, 20th District - Republican - Vote for 1

Precinct	Dan Farrington	Cast Votes	Undervotes	Overvotes	Misc. write-in	Vote By Mail Ballots Cast	Total Ballots Cast	Registered Voters	Turnout Percentage
313	0	0	0	0	0	0	0	0	0.00%
326	47	47	17	0	1	65	65	393	16.54%
330	124	124	57	0	2	183	183	1,691	10.82%
370	592	592	264	0	8	864	864	5,137	16.82%
371	509	509	270	0	6	785	785	5,216	15.05%
780	205	205	94	0	3	302	302	1,317	22.93%
784	35	35	17	0	0	52	52	242	21.49%
Totals	1,512	1,512	719	0	20	2,251	2,251	13,996	16.08%

Canvass Results Report

Official Ballot Tally

Run Time 9:07 AM
Run Date 06/13/2022

Marion County, Oregon

May 17, 2022 Primary Election

5/17/2022

Page 133

Official Results

Registered Voters
75419 of 217858 = 34.62%

Precincts Reporting
117 of 117 = 100.00%

State Representative, 21st District - Democrat - Vote for 1

Precinct	Robert Husseman	Ramiro Navarro Jr	Cast Votes	Undervotes	Overvotes	Misc. write-in	Vote By Mail Ballots Cast	Total Ballots Cast	Registered Voters	Turnout Percentage
310	221	584	805	89	0	7	901	901	5,296	17.01%
314	239	513	752	89	0	9	850	850	3,892	21.84%
320	18	47	65	7	0	0	72	72	768	9.38%
354	51	79	130	13	0	1	144	144	1,225	11.76%
355	2	4	6	0	0	0	6	6	108	5.56%
362	134	191	325	41	0	4	370	370	3,103	11.92%
401	118	263	381	52	0	2	435	435	2,844	15.30%
402	266	390	656	108	0	9	773	773	5,389	14.34%
403	259	344	603	94	0	10	707	707	4,881	14.48%
404	171	298	469	61	0	9	539	539	4,400	12.25%
405	231	441	672	89	0	20	781	781	7,232	10.80%
406	36	77	113	19	0	3	135	135	1,388	9.73%
589	0	6	6	0	0	0	6	6	47	12.77%
592	2	12	14	0	0	0	14	14	161	8.70%
673	100	145	245	42	0	4	291	291	3,325	8.75%
Totals	1,848	3,394	5,242	704	0	78	6,024	6,024	44,059	13.67%

Canvass Results Report

Official Ballot Tally

Run Time 9:07 AM
Run Date 06/13/2022

Marion County, Oregon

May 17, 2022 Primary Election

5/17/2022

Page 134

Official Results

Registered Voters
75419 of 217858 = 34.62%

Precincts Reporting
117 of 117 = 100.00%

State Representative, 21st District - Republican - Vote for 1

Precinct	Kevin L Mannix	Kyler T McNaught	Cast Votes	Undervotes	Overvotes	Misc. write-in	Vote By Mail Ballots Cast	Total Ballots Cast	Registered Voters	Turnout Percentage
310	293	53	346	36	0	5	387	387	5,296	7.31%
314	226	69	295	36	1	1	333	333	3,892	8.56%
320	38	8	46	9	0	1	56	56	768	7.29%
354	59	9	68	5	0	0	73	73	1,225	5.96%
355	0	8	8	1	0	0	9	9	108	8.33%
362	187	42	229	21	0	1	251	251	3,103	8.09%
401	474	54	528	38	0	2	568	568	2,844	19.97%
402	904	89	993	83	0	4	1,080	1,080	5,389	20.04%
403	833	103	936	71	1	2	1,010	1,010	4,881	20.69%
404	565	98	663	53	0	0	716	716	4,400	16.27%
405	671	125	796	62	0	9	867	867	7,232	11.99%
406	149	22	171	7	0	0	178	178	1,388	12.82%
589	10	0	10	1	0	0	11	11	47	23.40%
592	48	1	49	4	0	2	55	55	161	34.16%
673	255	68	323	40	0	1	364	364	3,325	10.95%
Totals	4,712	749	5,461	467	2	28	5,958	5,958	44,059	13.52%

Canvass Results Report

Official Ballot Tally

Run Time 9:07 AM

Run Date 06/13/2022

Marion County, Oregon

May 17, 2022 Primary Election

5/17/2022

Page 135

Official Results

Registered Voters

75419 of 217858 = 34.62%

Precincts Reporting

117 of 117 = 100.00%

State Representative, 22nd District - Democrat - Vote for 1

Precinct	Anthony Medina	Cast Votes	Undervotes	Overvotes	Misc. write-in	Vote By Mail Ballots Cast	Total Ballots Cast	Registered Voters	Turnout Percentage
312	67	67	49	0	2	118	118	425	27.76%
350	297	297	102	0	8	407	407	5,516	7.38%
352	238	238	74	0	6	318	318	3,287	9.67%
361	210	210	78	0	5	293	293	3,721	7.87%
545	119	119	35	0	2	156	156	1,361	11.46%
577	40	40	16	0	2	58	58	619	9.37%
582	66	66	32	0	2	100	100	1,330	7.52%
584	0	0	0	0	0	0	0	27	0.00%
588	0	0	0	0	0	0	0	17	0.00%
593	2	2	0	0	0	2	2	71	2.82%
594	16	16	10	0	1	27	27	384	7.03%
690	347	347	105	0	6	458	458	5,406	8.47%
699	0	0	0	0	0	0	0	2	0.00%
815	136	136	41	0	1	178	178	2,009	8.86%
825	140	140	33	0	1	174	174	1,681	10.35%
835	193	193	64	0	1	258	258	1,831	14.09%
845	428	428	155	0	4	587	587	2,925	20.07%
855	301	301	104	0	4	409	409	2,819	14.51%
865	106	106	22	0	1	129	129	1,745	7.39%
Totals	2,706	2,706	920	0	46	3,672	3,672	35,176	10.44%

Canvass Results Report

Official Ballot Tally

Run Time 9:07 AM

Run Date 06/13/2022

Marion County, Oregon

May 17, 2022 Primary Election

5/17/2022

Page 136

Official Results

Registered Voters

75419 of 217858 = 34.62%

Precincts Reporting

117 of 117 = 100.00%

State Representative, 22nd District - Republican - Vote for 1

Precinct	Jim Lowder	Tracy M Cramer	Cast Votes	Undervotes	Overvotes	Misc. write-in	Vote By Mail Ballots Cast	Total Ballots Cast	Registered Voters	Turnout Percentage
312	14	22	36	8	0	0	44	44	425	10.35%
350	97	212	309	28	0	5	342	342	5,516	6.20%
352	105	182	287	38	0	1	326	326	3,287	9.92%
361	84	159	243	24	0	2	269	269	3,721	7.23%
545	35	81	116	14	0	3	133	133	1,361	9.77%
577	31	120	151	25	0	0	176	176	619	28.43%
582	51	261	312	27	0	0	339	339	1,330	25.49%
584	0	4	4	0	0	0	4	4	27	14.81%
588	2	0	2	0	0	0	2	2	17	11.76%
593	2	10	12	2	0	0	14	14	71	19.72%
594	19	34	53	2	0	2	57	57	384	14.84%
690	130	286	416	59	0	1	476	476	5,406	8.81%
699	0	0	0	0	0	0	0	0	2	0.00%
815	63	122	185	18	0	0	203	203	2,009	10.10%
825	21	80	101	10	0	0	111	111	1,681	6.60%
835	75	173	248	20	0	3	271	271	1,831	14.80%
845	155	284	439	64	1	5	509	509	2,925	17.40%
855	132	210	342	32	0	0	374	374	2,819	13.27%
865	32	83	115	9	0	2	126	126	1,745	7.22%
Totals	1,048	2,323	3,371	380	1	24	3,776	3,776	35,176	10.73%

Canvass Results Report

Official Ballot Tally

Run Time 9:07 AM
Run Date 06/13/2022

Marion County, Oregon

May 17, 2022 Primary Election

5/17/2022

Page 139

Official Results

Registered Voters
75419 of 217858 = 34.62%

Precincts Reporting
117 of 117 = 100.00%

Marion County Commissioner, Position 1 - Democrat - Vote for 1

Precinct	Andrew Dennis	Cast Votes	Undervotes	Overvotes	Misc. write-in	Vote By Mail Ballots Cast	Total Ballots Cast	Registered Voters	Turnout Percentage
310	512	512	381	0	8	901	901	5,296	17.01%
311	72	72	40	0	0	112	112	362	30.94%
312	60	60	56	0	2	118	118	425	27.76%
313	0	0	0	0	0	0	0	0	0.00%
314	464	464	377	0	9	850	850	3,892	21.84%
320	49	49	23	0	0	72	72	768	9.38%
321	242	242	82	0	6	330	330	2,349	14.05%
322	237	237	113	0	4	354	354	3,483	10.16%
323	711	711	467	0	15	1,193	1,193	4,172	28.60%
324	1	1	4	0	2	7	7	203	3.45%
325	0	0	0	0	0	0	0	0	0.00%
326	75	75	60	0	0	135	135	393	34.35%
330	186	186	79	0	4	269	269	1,691	15.91%
331	430	430	237	0	13	680	680	3,836	17.73%
332	801	801	471	0	10	1,282	1,282	6,646	19.29%
333	125	125	68	0	5	198	198	1,763	11.23%
340	486	486	260	0	12	758	758	5,155	14.70%
341	217	217	100	0	9	326	326	1,716	19.00%
342	837	837	411	0	14	1,262	1,262	7,477	16.88%
343	130	130	76	0	2	208	208	1,089	19.10%

Canvass Results Report

Official Ballot Tally

Run Time 9:07 AM
Run Date 06/13/2022

Marion County, Oregon

May 17, 2022 Primary Election

5/17/2022

Page 140

Official Results

Registered Voters
75419 of 217858 = 34.62%

Precincts Reporting
117 of 117 = 100.00%

Marion County Commissioner, Position 1 - Democrat - Vote for 1

Precinct	Andrew Dennis	Cast Votes	Undervotes	Overvotes	Misc. write-in	Vote By Mail Ballots Cast	Total Ballots Cast	Registered Voters	Turnout Percentage
350	276	276	123	0	8	407	407	5,516	7.38%
351	87	87	37	0	2	126	126	1,431	8.81%
352	235	235	83	0	0	318	318	3,287	9.67%
353	13	13	6	0	1	20	20	182	10.99%
354	99	99	44	0	1	144	144	1,225	11.76%
355	5	5	1	0	0	6	6	108	5.56%
361	202	202	88	0	3	293	293	3,721	7.87%
362	259	259	109	0	2	370	370	3,103	11.92%
363	278	278	136	0	10	424	424	4,306	9.85%
370	858	858	503	0	7	1,368	1,368	5,137	26.63%
371	726	726	366	0	14	1,106	1,106	5,216	21.20%
372	575	575	257	0	15	847	847	4,908	17.26%
401	266	266	167	0	2	435	435	2,844	15.30%
402	452	452	312	0	9	773	773	5,389	14.34%
403	445	445	252	0	10	707	707	4,881	14.48%
404	352	352	178	0	9	539	539	4,400	12.25%
405	516	516	248	0	17	781	781	7,232	10.80%
406	78	78	55	0	2	135	135	1,388	9.73%
505	34	34	16	0	1	51	51	338	15.09%
515	47	47	26	0	3	76	76	687	11.06%

Canvass Results Report

Official Ballot Tally

Run Time 9:07 AM

Run Date 06/13/2022

Marion County, Oregon

May 17, 2022 Primary Election

5/17/2022

Page 141

Official Results

Registered Voters
75419 of 217858 = 34.62%

Precincts Reporting
117 of 117 = 100.00%

Marion County Commissioner, Position 1 - Democrat - Vote for 1

Precinct	Andrew Dennis	Cast Votes	Undervotes	Overvotes	Misc. write-in	Vote By Mail Ballots Cast	Total Ballots Cast	Registered Voters	Turnout Percentage
525	103	103	73	0	1	177	177	880	20.11%
535	106	106	54	0	5	165	165	1,973	8.36%
545	106	106	47	0	3	156	156	1,361	11.46%
555	195	195	98	0	2	295	295	2,237	13.19%
577	38	38	17	0	3	58	58	619	9.37%
579	22	22	14	0	0	36	36	221	16.29%
580	73	73	34	0	1	108	108	1,105	9.77%
581	186	186	99	0	3	288	288	3,012	9.56%
582	65	65	35	0	0	100	100	1,330	7.52%
583	62	62	44	0	2	108	108	1,398	7.73%
584	0	0	0	0	0	0	0	27	0.00%
586	25	25	9	0	0	34	34	447	7.61%
587	2	2	5	0	0	7	7	89	7.87%
588	0	0	0	0	0	0	0	17	0.00%
589	5	5	1	0	0	6	6	47	12.77%
590	46	46	35	0	2	83	83	963	8.62%
591	44	44	16	0	2	62	62	827	7.50%
592	10	10	4	0	0	14	14	161	8.70%
593	2	2	0	0	0	2	2	71	2.82%
594	16	16	9	0	2	27	27	384	7.03%

Canvass Results Report

Official Ballot Tally

Run Time 9:07 AM

Run Date 06/13/2022

Marion County, Oregon

May 17, 2022 Primary Election

5/17/2022

Page 142

Official Results

Registered Voters

75419 of 217858 = 34.62%

Precincts Reporting

117 of 117 = 100.00%

Marion County Commissioner, Position 1 - Democrat - Vote for 1

Precinct	Andrew Dennis	Cast Votes	Undervotes	Overvotes	Misc. write-in	Vote By Mail Ballots Cast	Total Ballots Cast	Registered Voters	Turnout Percentage
615	22	22	6	0	0	28	28	288	9.72%
625	297	297	183	0	4	484	484	3,212	15.07%
635	496	496	325	0	10	831	831	4,226	19.66%
645	190	190	123	0	6	319	319	2,431	13.12%
655	347	347	176	0	5	528	528	5,729	9.22%
673	185	185	101	0	5	291	291	3,325	8.75%
674	72	72	52	0	0	124	124	1,374	9.02%
676	44	44	36	0	1	81	81	476	17.02%
677	26	26	18	0	0	44	44	376	11.70%
678	24	24	16	0	1	41	41	386	10.62%
679	59	59	58	0	4	121	121	1,308	9.25%
680	19	19	13	0	0	32	32	360	8.89%
681	162	162	115	0	2	279	279	1,841	15.15%
682	280	280	156	0	10	446	446	3,464	12.88%
683	75	75	51	0	1	127	127	1,358	9.35%
684	41	41	11	0	1	53	53	515	10.29%
686	10	10	8	0	0	18	18	203	8.87%
687	9	9	6	0	0	15	15	126	11.90%
688	38	38	41	0	0	79	79	610	12.95%
689	0	0	0	0	0	0	0	14	0.00%

Canvass Results Report

Official Ballot Tally

Run Time 9:07 AM

Run Date 06/13/2022

Marion County, Oregon

May 17, 2022 Primary Election

5/17/2022

Page 143

Official Results

Registered Voters

75419 of 217858 = 34.62%

Precincts Reporting

117 of 117 = 100.00%

Marion County Commissioner, Position 1 - Democrat - Vote for 1

Precinct	Andrew Dennis	Cast Votes	Undervotes	Overvotes	Misc. write-in	Vote By Mail Ballots Cast	Total Ballots Cast	Registered Voters	Turnout Percentage
690	335	335	118	0	5	458	458	5,406	8.47%
691	397	397	218	0	7	622	622	5,632	11.04%
692	4	4	1	0	0	5	5	71	7.04%
694	0	0	1	0	0	1	1	3	33.33%
696	6	6	2	0	0	8	8	184	4.35%
697	418	418	152	0	8	578	578	5,693	10.15%
698	88	88	55	0	1	144	144	1,340	10.75%
699	0	0	0	0	0	0	0	2	0.00%
705	122	122	73	0	3	198	198	2,144	9.24%
715	129	129	67	0	4	200	200	2,877	6.95%
725	100	100	61	0	2	163	163	2,242	7.27%
779	142	142	103	0	2	247	247	1,470	16.80%
780	152	152	87	0	3	242	242	1,317	18.38%
781	63	63	54	0	0	117	117	635	18.43%
782	12	12	13	0	0	25	25	119	21.01%
783	49	49	26	0	3	78	78	660	11.82%
784	17	17	9	0	1	27	27	242	11.16%
786	6	6	9	0	0	15	15	286	5.24%
787	136	136	90	0	3	229	229	1,863	12.29%
788	112	112	63	0	1	176	176	1,865	9.44%

Canvass Results Report

Official Ballot Tally

Run Time 9:07 AM
Run Date 06/13/2022

Marion County, Oregon

May 17, 2022 Primary Election

5/17/2022

Page 144

Official Results

Registered Voters
75419 of 217858 = 34.62%

Precincts Reporting
117 of 117 = 100.00%

Marion County Commissioner, Position 1 - Democrat - Vote for 1

Precinct	Andrew Dennis	Cast Votes	Undervotes	Overvotes	Misc. write-in	Vote By Mail Ballots Cast	Total Ballots Cast	Registered Voters	Turnout Percentage
789	184	184	152	0	10	346	346	3,232	10.71%
790	10	10	20	0	1	31	31	356	8.71%
791	78	78	37	0	3	118	118	1,285	9.18%
792	8	8	2	0	0	10	10	62	16.13%
815	120	120	54	0	4	178	178	2,009	8.86%
825	114	114	59	0	1	174	174	1,681	10.35%
835	170	170	84	0	4	258	258	1,831	14.09%
845	400	400	180	0	7	587	587	2,925	20.07%
855	267	267	137	0	5	409	409	2,819	14.51%
865	94	94	33	0	2	129	129	1,745	7.39%
905	17	17	9	0	0	26	26	235	11.06%
915	22	22	11	0	3	36	36	311	11.58%
925	6	6	6	0	0	12	12	135	8.89%
935	2	2	2	0	0	4	4	56	7.14%
981	20	20	13	0	1	34	34	319	10.66%
982	0	0	0	0	0	0	0	0	0.00%
983	0	0	0	0	0	0	0	0	0.00%
Totals	18,740	18,740	10,402	0	391	29,533	29,533	217,858	13.56%

Canvass Results Report

Official Ballot Tally

Run Time 9:07 AM

Run Date 06/13/2022

Marion County, Oregon

May 17, 2022 Primary Election

5/17/2022

Page 145

Official Results

Registered Voters

75419 of 217858 = 34.62%

Precincts Reporting

117 of 117 = 100.00%

Marion County Commissioner, Position 1 - Republican - Vote for 1

Precinct	Kevin Cameron	Cast Votes	Undervotes	Overvotes	Misc. write-in	Vote By Mail Ballots Cast	Total Ballots Cast	Registered Voters	Turnout Percentage
310	261	261	121	0	5	387	387	5,296	7.31%
311	19	19	7	0	0	26	26	362	7.18%
312	27	27	17	0	0	44	44	425	10.35%
313	0	0	0	0	0	0	0	0	0.00%
314	228	228	102	0	3	333	333	3,892	8.56%
320	38	38	17	0	1	56	56	768	7.29%
321	75	75	42	0	0	117	117	2,349	4.98%
322	197	197	82	1	2	282	282	3,483	8.10%
323	245	245	118	0	2	365	365	4,172	8.75%
324	8	8	6	0	0	14	14	203	6.90%
325	0	0	0	0	0	0	0	0	0.00%
326	52	52	13	0	0	65	65	393	16.54%
330	129	129	54	0	0	183	183	1,691	10.82%
331	422	422	154	0	1	577	577	3,836	15.04%
332	627	627	252	0	6	885	885	6,646	13.32%
333	178	178	56	0	0	234	234	1,763	13.27%
340	609	609	210	0	6	825	825	5,155	16.00%
341	178	178	79	0	3	260	260	1,716	15.15%
342	878	878	344	0	4	1,226	1,226	7,477	16.40%
343	137	137	49	0	1	187	187	1,089	17.17%

Canvass Results Report

Official Ballot Tally

Run Time 9:07 AM

Run Date 06/13/2022

Marion County, Oregon

May 17, 2022 Primary Election

5/17/2022

Page 146

Official Results

Registered Voters

75419 of 217858 = 34.62%

Precincts Reporting

117 of 117 = 100.00%

Marion County Commissioner, Position 1 - Republican - Vote for 1

Precinct	Kevin Cameron	Cast Votes	Undervotes	Overvotes	Misc. write-in	Vote By Mail Ballots Cast	Total Ballots Cast	Registered Voters	Turnout Percentage
350	233	233	100	0	9	342	342	5,516	6.20%
351	101	101	30	0	0	131	131	1,431	9.15%
352	220	220	105	0	1	326	326	3,287	9.92%
353	15	15	6	0	0	21	21	182	11.54%
354	49	49	23	0	1	73	73	1,225	5.96%
355	8	8	1	0	0	9	9	108	8.33%
361	183	183	81	0	5	269	269	3,721	7.23%
362	179	179	70	0	2	251	251	3,103	8.09%
363	357	357	117	0	4	478	478	4,306	11.10%
370	592	592	270	0	2	864	864	5,137	16.82%
371	541	541	237	0	7	785	785	5,216	15.05%
372	538	538	170	0	2	710	710	4,908	14.47%
401	388	388	174	0	6	568	568	2,844	19.97%
402	753	753	321	0	6	1,080	1,080	5,389	20.04%
403	724	724	278	0	8	1,010	1,010	4,881	20.69%
404	516	516	198	0	2	716	716	4,400	16.27%
405	632	632	230	0	5	867	867	7,232	11.99%
406	125	125	49	0	4	178	178	1,388	12.82%
505	52	52	17	0	0	69	69	338	20.41%
515	70	70	33	0	3	106	106	687	15.43%

Canvass Results Report

Official Ballot Tally

Run Time 9:07 AM
Run Date 06/13/2022

Marion County, Oregon

May 17, 2022 Primary Election

5/17/2022

Page 147

Official Results

Registered Voters
75419 of 217858 = 34.62%

Precincts Reporting
117 of 117 = 100.00%

Marion County Commissioner, Position 1 - Republican - Vote for 1

Precinct	Kevin Cameron	Cast Votes	Undervotes	Overvotes	Misc. write-in	Vote By Mail Ballots Cast	Total Ballots Cast	Registered Voters	Turnout Percentage
525	130	130	67	0	0	197	197	880	22.39%
535	185	185	89	0	6	280	280	1,973	14.19%
545	91	91	39	1	2	133	133	1,361	9.77%
555	297	297	107	0	3	407	407	2,237	18.19%
577	118	118	56	0	2	176	176	619	28.43%
579	46	46	14	0	0	60	60	221	27.15%
580	208	208	100	0	2	310	310	1,105	28.05%
581	376	376	206	0	5	587	587	3,012	19.49%
582	241	241	95	0	3	339	339	1,330	25.49%
583	240	240	101	0	3	344	344	1,398	24.61%
584	3	3	1	0	0	4	4	27	14.81%
586	91	91	35	0	0	126	126	447	28.19%
587	27	27	12	0	0	39	39	89	43.82%
588	2	2	0	0	0	2	2	17	11.76%
589	4	4	5	0	2	11	11	47	23.40%
590	225	225	69	0	2	296	296	963	30.74%
591	72	72	49	0	0	121	121	827	14.63%
592	41	41	14	0	0	55	55	161	34.16%
593	8	8	6	0	0	14	14	71	19.72%
594	43	43	14	0	0	57	57	384	14.84%

Canvass Results Report

Official Ballot Tally

Run Time 9:07 AM

Run Date 06/13/2022

Marion County, Oregon

May 17, 2022 Primary Election

5/17/2022

Page 148

Official Results

Registered Voters

75419 of 217858 = 34.62%

Precincts Reporting

117 of 117 = 100.00%

Marion County Commissioner, Position 1 - Republican - Vote for 1

Precinct	Kevin Cameron	Cast Votes	Undervotes	Overvotes	Misc. write-in	Vote By Mail Ballots Cast	Total Ballots Cast	Registered Voters	Turnout Percentage
615	37	37	13	0	0	50	50	288	17.36%
625	317	317	131	0	2	450	450	3,212	14.01%
635	490	490	199	0	3	692	692	4,226	16.37%
645	496	496	222	0	3	721	721	2,431	29.66%
655	820	820	344	0	11	1,175	1,175	5,729	20.51%
673	261	261	98	0	5	364	364	3,325	10.95%
674	259	259	137	0	5	401	401	1,374	29.18%
676	83	83	46	0	0	129	129	476	27.10%
677	64	64	18	0	0	82	82	376	21.81%
678	42	42	18	0	1	61	61	386	15.80%
679	323	323	117	0	2	442	442	1,308	33.79%
680	76	76	46	0	0	122	122	360	33.89%
681	283	283	128	0	4	415	415	1,841	22.54%
682	632	632	230	0	6	868	868	3,464	25.06%
683	321	321	97	0	2	420	420	1,358	30.93%
684	92	92	36	0	2	130	130	515	25.24%
686	43	43	14	0	0	57	57	203	28.08%
687	19	19	13	0	1	33	33	126	26.19%
688	113	113	47	0	3	163	163	610	26.72%
689	3	3	1	0	0	4	4	14	28.57%

Canvass Results Report

Official Ballot Tally

Run Time 9:07 AM

Run Date 06/13/2022

Marion County, Oregon

May 17, 2022 Primary Election

5/17/2022

Page 149

Official Results

Registered Voters

75419 of 217858 = 34.62%

Precincts Reporting

117 of 117 = 100.00%

Marion County Commissioner, Position 1 - Republican - Vote for 1

Precinct	Kevin Cameron	Cast Votes	Undervotes	Overvotes	Misc. write-in	Vote By Mail Ballots Cast	Total Ballots Cast	Registered Voters	Turnout Percentage
690	341	341	132	0	3	476	476	5,406	8.81%
691	592	592	247	0	4	843	843	5,632	14.97%
692	17	17	2	0	0	19	19	71	26.76%
694	0	0	1	0	0	1	1	3	33.33%
696	13	13	7	0	0	20	20	184	10.87%
697	431	431	140	0	3	574	574	5,693	10.08%
698	220	220	106	0	0	326	326	1,340	24.33%
699	0	0	0	0	0	0	0	2	0.00%
705	343	343	132	0	3	478	478	2,144	22.29%
715	367	367	117	0	1	485	485	2,877	16.86%
725	251	251	94	0	4	349	349	2,242	15.57%
779	255	255	74	0	1	330	330	1,470	22.45%
780	223	223	76	0	3	302	302	1,317	22.93%
781	118	118	34	0	1	153	153	635	24.09%
782	17	17	7	0	0	24	24	119	20.17%
783	133	133	45	0	1	179	179	660	27.12%
784	38	38	14	0	0	52	52	242	21.49%
786	62	62	20	0	0	82	82	286	28.67%
787	346	346	159	0	4	509	509	1,863	27.32%
788	308	308	139	0	3	450	450	1,865	24.13%

Canvass Results Report

Official Ballot Tally

Run Time 9:07 AM

Run Date 06/13/2022

Marion County, Oregon

May 17, 2022 Primary Election

5/17/2022

Page 150

Official Results

Registered Voters
75419 of 217858 = 34.62%

Precincts Reporting
117 of 117 = 100.00%

Marion County Commissioner, Position 1 - Republican - Vote for 1

Precinct	Kevin Cameron	Cast Votes	Undervotes	Overvotes	Misc. write-in	Vote By Mail Ballots Cast	Total Ballots Cast	Registered Voters	Turnout Percentage
789	503	503	258	0	9	770	770	3,232	23.82%
790	59	59	30	0	0	89	89	356	25.00%
791	169	169	86	0	1	256	256	1,285	19.92%
792	5	5	6	0	0	11	11	62	17.74%
815	167	167	36	0	0	203	203	2,009	10.10%
825	84	84	26	0	1	111	111	1,681	6.60%
835	205	205	64	0	2	271	271	1,831	14.80%
845	343	343	163	0	3	509	509	2,925	17.40%
855	250	250	123	0	1	374	374	2,819	13.27%
865	88	88	37	0	1	126	126	1,745	7.22%
905	18	18	8	0	2	28	28	235	11.91%
915	40	40	15	0	3	58	58	311	18.65%
925	27	27	9	0	2	38	38	135	28.15%
935	6	6	4	0	0	10	10	56	17.86%
981	44	44	25	0	2	71	71	319	22.26%
982	0	0	0	0	0	0	0	0	0.00%
983	0	0	0	0	0	0	0	0	0.00%
Totals	23,889	23,889	9,703	2	239	33,833	33,833	217,858	15.53%

Canvass Results Report

Official Ballot Tally

Run Time 9:07 AM

Run Date 06/13/2022

Marion County, Oregon

May 17, 2022 Primary Election

5/17/2022

Page 151

Official Results

Registered Voters
75419 of 217858 = 34.62%

Precincts Reporting
117 of 117 = 100.00%

Marion County Commissioner, Position 2 - Democrat - Vote for 1

Precinct	Mark Wigg	Cast Votes	Undervotes	Overvotes	Misc. write-in	Vote By Mail Ballots Cast	Total Ballots Cast	Registered Voters	Turnout Percentage
310	554	554	337	0	10	901	901	5,296	17.01%
311	73	73	39	0	0	112	112	362	30.94%
312	67	67	50	0	1	118	118	425	27.76%
313	0	0	0	0	0	0	0	0	0.00%
314	494	494	347	0	9	850	850	3,892	21.84%
320	52	52	20	0	0	72	72	768	9.38%
321	251	251	76	0	3	330	330	2,349	14.05%
322	241	241	109	0	4	354	354	3,483	10.16%
323	772	772	411	0	10	1,193	1,193	4,172	28.60%
324	3	3	4	0	0	7	7	203	3.45%
325	0	0	0	0	0	0	0	0	0.00%
326	81	81	54	0	0	135	135	393	34.35%
330	195	195	71	0	3	269	269	1,691	15.91%
331	451	451	220	0	9	680	680	3,836	17.73%
332	849	849	422	0	11	1,282	1,282	6,646	19.29%
333	126	126	69	0	3	198	198	1,763	11.23%
340	508	508	241	0	9	758	758	5,155	14.70%
341	233	233	90	0	3	326	326	1,716	19.00%
342	864	864	386	0	12	1,262	1,262	7,477	16.88%
343	136	136	72	0	0	208	208	1,089	19.10%

Canvass Results Report

Official Ballot Tally

Run Time 9:07 AM

Run Date 06/13/2022

Marion County, Oregon

May 17, 2022 Primary Election

5/17/2022

Page 152

Official Results

Registered Voters

75419 of 217858 = 34.62%

Precincts Reporting

117 of 117 = 100.00%

Marion County Commissioner, Position 2 - Democrat - Vote for 1

Precinct	Mark Wigg	Cast Votes	Undervotes	Overvotes	Misc. write-in	Vote By Mail Ballots Cast	Total Ballots Cast	Registered Voters	Turnout Percentage
350	288	288	116	0	3	407	407	5,516	7.38%
351	94	94	30	0	2	126	126	1,431	8.81%
352	236	236	81	0	1	318	318	3,287	9.67%
353	12	12	7	0	1	20	20	182	10.99%
354	104	104	40	0	0	144	144	1,225	11.76%
355	5	5	1	0	0	6	6	108	5.56%
361	201	201	90	0	2	293	293	3,721	7.87%
362	263	263	106	0	1	370	370	3,103	11.92%
363	285	285	131	0	8	424	424	4,306	9.85%
370	918	918	447	0	3	1,368	1,368	5,137	26.63%
371	757	757	341	0	8	1,106	1,106	5,216	21.20%
372	594	594	238	0	15	847	847	4,908	17.26%
401	272	272	161	0	2	435	435	2,844	15.30%
402	469	469	296	0	8	773	773	5,389	14.34%
403	461	461	237	0	9	707	707	4,881	14.48%
404	357	357	174	0	8	539	539	4,400	12.25%
405	534	534	232	0	15	781	781	7,232	10.80%
406	79	79	55	0	1	135	135	1,388	9.73%
505	35	35	15	0	1	51	51	338	15.09%
515	48	48	25	0	3	76	76	687	11.06%

Canvass Results Report

Official Ballot Tally

Run Time 9:07 AM

Run Date 06/13/2022

Marion County, Oregon

May 17, 2022 Primary Election

5/17/2022

Page 153

Official Results

Registered Voters

75419 of 217858 = 34.62%

Precincts Reporting

117 of 117 = 100.00%

Marion County Commissioner, Position 2 - Democrat - Vote for 1

Precinct	Mark Wigg	Cast Votes	Undervotes	Overvotes	Misc. write-in	Vote By Mail Ballots Cast	Total Ballots Cast	Registered Voters	Turnout Percentage
525	106	106	71	0	0	177	177	880	20.11%
535	121	121	42	0	2	165	165	1,973	8.36%
545	108	108	47	0	1	156	156	1,361	11.46%
555	197	197	95	0	3	295	295	2,237	13.19%
577	40	40	15	0	3	58	58	619	9.37%
579	23	23	13	0	0	36	36	221	16.29%
580	72	72	35	0	1	108	108	1,105	9.77%
581	186	186	99	0	3	288	288	3,012	9.56%
582	67	67	33	0	0	100	100	1,330	7.52%
583	61	61	44	0	3	108	108	1,398	7.73%
584	0	0	0	0	0	0	0	27	0.00%
586	24	24	10	0	0	34	34	447	7.61%
587	2	2	5	0	0	7	7	89	7.87%
588	0	0	0	0	0	0	0	17	0.00%
589	5	5	1	0	0	6	6	47	12.77%
590	46	46	35	0	2	83	83	963	8.62%
591	44	44	17	0	1	62	62	827	7.50%
592	10	10	4	0	0	14	14	161	8.70%
593	2	2	0	0	0	2	2	71	2.82%
594	16	16	9	0	2	27	27	384	7.03%

Canvass Results Report

Official Ballot Tally

Run Time 9:07 AM

Run Date 06/13/2022

Marion County, Oregon

May 17, 2022 Primary Election

5/17/2022

Page 154

Official Results

Registered Voters

75419 of 217858 = 34.62%

Precincts Reporting

117 of 117 = 100.00%

Marion County Commissioner, Position 2 - Democrat - Vote for 1

Precinct	Mark Wigg	Cast Votes	Undervotes	Overvotes	Misc. write-in	Vote By Mail Ballots Cast	Total Ballots Cast	Registered Voters	Turnout Percentage
615	22	22	6	0	0	28	28	288	9.72%
625	307	307	176	0	1	484	484	3,212	15.07%
635	515	515	313	0	3	831	831	4,226	19.66%
645	193	193	119	0	7	319	319	2,431	13.12%
655	352	352	170	0	6	528	528	5,729	9.22%
673	189	189	101	0	1	291	291	3,325	8.75%
674	74	74	48	0	2	124	124	1,374	9.02%
676	44	44	35	0	2	81	81	476	17.02%
677	26	26	18	0	0	44	44	376	11.70%
678	24	24	16	0	1	41	41	386	10.62%
679	64	64	53	0	4	121	121	1,308	9.25%
680	20	20	12	0	0	32	32	360	8.89%
681	172	172	105	0	2	279	279	1,841	15.15%
682	288	288	150	0	8	446	446	3,464	12.88%
683	79	79	47	0	1	127	127	1,358	9.35%
684	42	42	11	0	0	53	53	515	10.29%
686	11	11	7	0	0	18	18	203	8.87%
687	11	11	4	0	0	15	15	126	11.90%
688	39	39	40	0	0	79	79	610	12.95%
689	0	0	0	0	0	0	0	14	0.00%

Canvass Results Report

Official Ballot Tally

Run Time 9:07 AM

Run Date 06/13/2022

Marion County, Oregon

May 17, 2022 Primary Election

5/17/2022

Page 155

Official Results

Registered Voters
75419 of 217858 = 34.62%

Precincts Reporting
117 of 117 = 100.00%

Marion County Commissioner, Position 2 - Democrat - Vote for 1

Precinct	Mark Wigg	Cast Votes	Undervotes	Overvotes	Misc. write-in	Vote By Mail Ballots Cast	Total Ballots Cast	Registered Voters	Turnout Percentage
690	330	330	122	0	6	458	458	5,406	8.47%
691	398	398	215	0	9	622	622	5,632	11.04%
692	4	4	1	0	0	5	5	71	7.04%
694	0	0	1	0	0	1	1	3	33.33%
696	6	6	2	0	0	8	8	184	4.35%
697	430	430	137	0	11	578	578	5,693	10.15%
698	90	90	54	0	0	144	144	1,340	10.75%
699	0	0	0	0	0	0	0	2	0.00%
705	124	124	72	0	2	198	198	2,144	9.24%
715	132	132	68	0	0	200	200	2,877	6.95%
725	99	99	61	0	3	163	163	2,242	7.27%
779	150	150	96	0	1	247	247	1,470	16.80%
780	157	157	82	0	3	242	242	1,317	18.38%
781	67	67	50	0	0	117	117	635	18.43%
782	11	11	14	0	0	25	25	119	21.01%
783	50	50	25	0	3	78	78	660	11.82%
784	18	18	8	0	1	27	27	242	11.16%
786	6	6	9	0	0	15	15	286	5.24%
787	145	145	82	0	2	229	229	1,863	12.29%
788	118	118	58	0	0	176	176	1,865	9.44%

Canvass Results Report

Official Ballot Tally

Run Time 9:07 AM

Run Date 06/13/2022

Marion County, Oregon

May 17, 2022 Primary Election

5/17/2022

Page 156

Official Results

Registered Voters

75419 of 217858 = 34.62%

Precincts Reporting

117 of 117 = 100.00%

Marion County Commissioner, Position 2 - Democrat - Vote for 1

Precinct	Mark Wigg	Cast Votes	Undervotes	Overvotes	Misc. write-in	Vote By Mail Ballots Cast	Total Ballots Cast	Registered Voters	Turnout Percentage
789	198	198	144	0	4	346	346	3,232	10.71%
790	9	9	21	0	1	31	31	356	8.71%
791	81	81	35	0	2	118	118	1,285	9.18%
792	8	8	2	0	0	10	10	62	16.13%
815	123	123	50	0	5	178	178	2,009	8.86%
825	115	115	59	0	0	174	174	1,681	10.35%
835	171	171	83	0	4	258	258	1,831	14.09%
845	412	412	168	0	7	587	587	2,925	20.07%
855	271	271	134	0	4	409	409	2,819	14.51%
865	100	100	27	0	2	129	129	1,745	7.39%
905	17	17	9	0	0	26	26	235	11.06%
915	25	25	11	0	0	36	36	311	11.58%
925	6	6	6	0	0	12	12	135	8.89%
935	2	2	2	0	0	4	4	56	7.14%
981	22	22	11	0	1	34	34	319	10.66%
982	0	0	0	0	0	0	0	0	0.00%
983	0	0	0	0	0	0	0	0	0.00%
Totals	19,459	19,459	9,766	0	308	29,533	29,533	217,858	13.56%

Canvass Results Report

Official Ballot Tally

Run Time 9:07 AM

Run Date 06/13/2022

Marion County, Oregon

May 17, 2022 Primary Election

5/17/2022

Page 157

Official Results

Registered Voters

75419 of 217858 = 34.62%

Precincts Reporting

117 of 117 = 100.00%

Marion County Commissioner, Position 2 - Republican - Vote for 1

Precinct	Colm Willis	Cast Votes	Undervotes	Overvotes	Misc. write-in	Vote By Mail Ballots Cast	Total Ballots Cast	Registered Voters	Turnout Percentage
310	256	256	125	0	6	387	387	5,296	7.31%
311	18	18	7	0	1	26	26	362	7.18%
312	26	26	18	0	0	44	44	425	10.35%
313	0	0	0	0	0	0	0	0	0.00%
314	231	231	97	0	5	333	333	3,892	8.56%
320	38	38	17	0	1	56	56	768	7.29%
321	72	72	44	0	1	117	117	2,349	4.98%
322	189	189	88	1	4	282	282	3,483	8.10%
323	233	233	127	0	5	365	365	4,172	8.75%
324	9	9	5	0	0	14	14	203	6.90%
325	0	0	0	0	0	0	0	0	0.00%
326	47	47	18	0	0	65	65	393	16.54%
330	127	127	55	0	1	183	183	1,691	10.82%
331	418	418	157	0	2	577	577	3,836	15.04%
332	604	604	268	0	13	885	885	6,646	13.32%
333	169	169	64	0	1	234	234	1,763	13.27%
340	582	582	242	0	1	825	825	5,155	16.00%
341	174	174	84	0	2	260	260	1,716	15.15%
342	837	837	379	0	10	1,226	1,226	7,477	16.40%
343	141	141	44	0	2	187	187	1,089	17.17%

Canvass Results Report

Official Ballot Tally

Run Time 9:07 AM
Run Date 06/13/2022

Marion County, Oregon

May 17, 2022 Primary Election

5/17/2022

Page 158

Official Results

Registered Voters
75419 of 217858 = 34.62%

Precincts Reporting
117 of 117 = 100.00%

Marion County Commissioner, Position 2 - Republican - Vote for 1

Precinct	Colm Willis	Cast Votes	Undervotes	Overvotes	Misc. write-in	Vote By Mail Ballots Cast	Total Ballots Cast	Registered Voters	Turnout Percentage
350	238	238	99	0	5	342	342	5,516	6.20%
351	102	102	29	0	0	131	131	1,431	9.15%
352	229	229	97	0	0	326	326	3,287	9.92%
353	14	14	7	0	0	21	21	182	11.54%
354	52	52	19	0	2	73	73	1,225	5.96%
355	8	8	1	0	0	9	9	108	8.33%
361	187	187	77	0	5	269	269	3,721	7.23%
362	182	182	68	0	1	251	251	3,103	8.09%
363	351	351	123	0	4	478	478	4,306	11.10%
370	581	581	279	0	4	864	864	5,137	16.82%
371	531	531	243	0	11	785	785	5,216	15.05%
372	516	516	190	0	4	710	710	4,908	14.47%
401	405	405	159	0	4	568	568	2,844	19.97%
402	760	760	313	0	7	1,080	1,080	5,389	20.04%
403	734	734	268	0	8	1,010	1,010	4,881	20.69%
404	513	513	202	0	1	716	716	4,400	16.27%
405	628	628	225	0	14	867	867	7,232	11.99%
406	125	125	49	0	4	178	178	1,388	12.82%
505	54	54	15	0	0	69	69	338	20.41%
515	74	74	29	0	3	106	106	687	15.43%

Canvass Results Report

Official Ballot Tally

Run Time 9:07 AM

Run Date 06/13/2022

Marion County, Oregon

May 17, 2022 Primary Election

5/17/2022

Page 159

Official Results

Registered Voters

75419 of 217858 = 34.62%

Precincts Reporting

117 of 117 = 100.00%

Marion County Commissioner, Position 2 - Republican - Vote for 1

Precinct	Colm Willis	Cast Votes	Undervotes	Overvotes	Misc. write-in	Vote By Mail Ballots Cast	Total Ballots Cast	Registered Voters	Turnout Percentage
525	131	131	65	0	1	197	197	880	22.39%
535	193	193	86	0	1	280	280	1,973	14.19%
545	90	90	40	0	3	133	133	1,361	9.77%
555	306	306	100	0	1	407	407	2,237	18.19%
577	118	118	57	0	1	176	176	619	28.43%
579	44	44	14	0	2	60	60	221	27.15%
580	219	219	89	0	2	310	310	1,105	28.05%
581	394	394	189	0	4	587	587	3,012	19.49%
582	244	244	94	0	1	339	339	1,330	25.49%
583	242	242	100	0	2	344	344	1,398	24.61%
584	3	3	1	0	0	4	4	27	14.81%
586	94	94	32	0	0	126	126	447	28.19%
587	26	26	13	0	0	39	39	89	43.82%
588	2	2	0	0	0	2	2	17	11.76%
589	4	4	5	0	2	11	11	47	23.40%
590	232	232	63	0	1	296	296	963	30.74%
591	78	78	43	0	0	121	121	827	14.63%
592	46	46	9	0	0	55	55	161	34.16%
593	7	7	7	0	0	14	14	71	19.72%
594	43	43	14	0	0	57	57	384	14.84%

Canvass Results Report

Official Ballot Tally

Run Time 9:07 AM

Run Date 06/13/2022

Marion County, Oregon

May 17, 2022 Primary Election

5/17/2022

Page 160

Official Results

Registered Voters

75419 of 217858 = 34.62%

Precincts Reporting

117 of 117 = 100.00%

Marion County Commissioner, Position 2 - Republican - Vote for 1

Precinct	Colm Willis	Cast Votes	Undervotes	Overvotes	Misc. write-in	Vote By Mail Ballots Cast	Total Ballots Cast	Registered Voters	Turnout Percentage
615	38	38	12	0	0	50	50	288	17.36%
625	317	317	129	0	4	450	450	3,212	14.01%
635	488	488	200	0	4	692	692	4,226	16.37%
645	530	530	188	0	3	721	721	2,431	29.66%
655	857	857	311	0	7	1,175	1,175	5,729	20.51%
673	267	267	94	0	3	364	364	3,325	10.95%
674	274	274	124	0	3	401	401	1,374	29.18%
676	87	87	42	0	0	129	129	476	27.10%
677	64	64	17	0	1	82	82	376	21.81%
678	43	43	17	0	1	61	61	386	15.80%
679	320	320	121	0	1	442	442	1,308	33.79%
680	77	77	44	0	1	122	122	360	33.89%
681	295	295	117	0	3	415	415	1,841	22.54%
682	612	612	249	0	7	868	868	3,464	25.06%
683	318	318	101	0	1	420	420	1,358	30.93%
684	94	94	33	0	3	130	130	515	25.24%
686	42	42	15	0	0	57	57	203	28.08%
687	20	20	13	0	0	33	33	126	26.19%
688	103	103	57	0	3	163	163	610	26.72%
689	3	3	1	0	0	4	4	14	28.57%

Canvass Results Report

Official Ballot Tally

Run Time 9:07 AM

Run Date 06/13/2022

Marion County, Oregon

May 17, 2022 Primary Election

5/17/2022

Page 161

Official Results

Registered Voters
75419 of 217858 = 34.62%

Precincts Reporting
117 of 117 = 100.00%

Marion County Commissioner, Position 2 - Republican - Vote for 1

Precinct	Colm Willis	Cast Votes	Undervotes	Overvotes	Misc. write-in	Vote By Mail Ballots Cast	Total Ballots Cast	Registered Voters	Turnout Percentage
690	340	340	129	0	7	476	476	5,406	8.81%
691	597	597	242	0	4	843	843	5,632	14.97%
692	14	14	5	0	0	19	19	71	26.76%
694	0	0	1	0	0	1	1	3	33.33%
696	13	13	7	0	0	20	20	184	10.87%
697	427	427	145	0	2	574	574	5,693	10.08%
698	221	221	104	0	1	326	326	1,340	24.33%
699	0	0	0	0	0	0	0	2	0.00%
705	335	335	138	0	5	478	478	2,144	22.29%
715	372	372	112	0	1	485	485	2,877	16.86%
725	255	255	90	0	4	349	349	2,242	15.57%
779	241	241	88	0	1	330	330	1,470	22.45%
780	223	223	76	0	3	302	302	1,317	22.93%
781	102	102	51	0	0	153	153	635	24.09%
782	16	16	8	0	0	24	24	119	20.17%
783	129	129	49	0	1	179	179	660	27.12%
784	35	35	17	0	0	52	52	242	21.49%
786	65	65	17	0	0	82	82	286	28.67%
787	328	328	175	0	6	509	509	1,863	27.32%
788	306	306	140	0	4	450	450	1,865	24.13%

Canvass Results Report

Official Ballot Tally

Run Time 9:07 AM

Run Date 06/13/2022

Marion County, Oregon

May 17, 2022 Primary Election

5/17/2022

Page 162

Official Results

Registered Voters

75419 of 217858 = 34.62%

Precincts Reporting

117 of 117 = 100.00%

Marion County Commissioner, Position 2 - Republican - Vote for 1

Precinct	Colm Willis	Cast Votes	Undervotes	Overvotes	Misc. write-in	Vote By Mail Ballots Cast	Total Ballots Cast	Registered Voters	Turnout Percentage
789	494	494	268	0	8	770	770	3,232	23.82%
790	60	60	29	0	0	89	89	356	25.00%
791	176	176	80	0	0	256	256	1,285	19.92%
792	5	5	6	0	0	11	11	62	17.74%
815	161	161	42	0	0	203	203	2,009	10.10%
825	83	83	27	0	1	111	111	1,681	6.60%
835	210	210	59	0	2	271	271	1,831	14.80%
845	349	349	156	0	4	509	509	2,925	17.40%
855	256	256	117	0	1	374	374	2,819	13.27%
865	88	88	36	0	2	126	126	1,745	7.22%
905	18	18	8	0	2	28	28	235	11.91%
915	43	43	14	0	1	58	58	311	18.65%
925	31	31	7	0	0	38	38	135	28.15%
935	6	6	4	0	0	10	10	56	17.86%
981	39	39	29	0	3	71	71	319	22.26%
982	0	0	0	0	0	0	0	0	0.00%
983	0	0	0	0	0	0	0	0	0.00%
Totals	23,858	23,858	9,713	1	261	33,833	33,833	217,858	15.53%

Canvass Results Report

Official Ballot Tally

Run Time 9:07 AM

Run Date 06/13/2022

Marion County, Oregon

May 17, 2022 Primary Election

5/17/2022

Page 163

Official Results

Registered Voters

75419 of 217858 = 34.62%

Precincts Reporting

117 of 117 = 100.00%

Commissioner of the Bureau of Labor and Industries - NonPartisan - Vote for 1

Precinct	Christina E Stephenson	Cheri Helt	Chris Henry	Robert Neuman	Casey M Kulla	Brent T Barker	Aaron R Baca	Cast Votes	Undervotes	Overvotes	Misc. write-in	Vote By Mail Ballots Cast	Total Ballots Cast	Registered Voters
310	703	210	42	39	186	118	29	1,327	250	0	5	1,582	1,582	5,296
311	89	15	3	1	27	7	1	143	22	0	0	165	165	362
312	86	27	3	3	15	11	2	147	38	0	1	186	186	425
313	0	0	0	0	0	0	0	0	0	0	0	0	0	0
314	683	157	38	37	165	113	24	1,217	248	0	7	1,472	1,472	3,892
320	72	32	4	11	11	15	4	149	23	0	0	172	172	768
321	254	61	15	20	67	33	18	468	89	0	4	561	561	2,349
322	276	116	26	32	107	79	15	651	129	0	0	780	780	3,483
323	920	211	34	28	257	83	22	1,555	337	0	6	1,898	1,898	4,172
324	8	5	0	1	3	3	0	20	6	0	0	26	26	203
325	0	0	0	0	0	0	0	0	0	0	0	0	0	0
326	88	32	4	4	30	20	2	180	50	0	0	230	230	393
330	187	77	14	16	84	67	4	449	117	0	2	568	568	1,691
331	583	228	32	54	162	175	21	1,255	278	0	1	1,534	1,534	3,836
332	1,059	391	63	66	300	248	39	2,166	438	2	8	2,614	2,614	6,646
333	157	82	21	19	57	64	7	407	101	0	2	510	510	1,763
340	725	328	33	46	220	222	26	1,600	326	0	5	1,931	1,931	5,155
341	286	129	8	17	85	76	7	608	108	0	0	716	716	1,716
342	1,112	518	54	63	361	321	47	2,476	544	0	7	3,027	3,027	7,477
343	186	89	8	11	53	59	4	410	57	0	0	467	467	1,089

Canvass Results Report

Official Ballot Tally

Run Time 9:07 AM

Run Date 06/13/2022

Marion County, Oregon

May 17, 2022 Primary Election

5/17/2022

Page 164

Official Results

Registered Voters

75419 of 217858 = 34.62%

Precincts Reporting

117 of 117 = 100.00%

Commissioner of the Bureau of Labor and Industries - NonPartisan - Vote for 1

Precinct	Turnout Percentage
310	29.87%
311	45.58%
312	43.76%
313	0.00%
314	37.82%
320	22.40%
321	23.88%
322	22.39%
323	45.49%
324	12.81%
325	0.00%
326	58.52%
330	33.59%
331	39.99%
332	39.33%
333	28.93%
340	37.46%
341	41.72%
342	40.48%
343	42.88%

Canvass Results Report

Official Ballot Tally

Run Time 9:07 AM

Run Date 06/13/2022

Marion County, Oregon

May 17, 2022 Primary Election

5/17/2022

Page 165

Official Results

Registered Voters

75419 of 217858 = 34.62%

Precincts Reporting

117 of 117 = 100.00%

Commissioner of the Bureau of Labor and Industries - NonPartisan - Vote for 1

Precinct	Christina E Stephenson	Cheri Helt	Chris Henry	Robert Neuman	Casey M Kulla	Brent T Barker	Aaron R Baca	Cast Votes	Undervotes	Overvotes	Misc. write-in	Vote By Mail Ballots Cast	Total Ballots Cast	Registered Voters
350	334	160	28	51	122	104	33	832	121	0	9	962	962	5,516
351	106	52	6	15	36	45	16	276	43	0	0	319	319	1,431
352	254	109	40	40	106	91	30	670	110	0	4	784	784	3,287
353	16	10	0	1	8	2	1	38	11	0	0	49	49	182
354	107	43	8	12	34	21	8	233	42	0	3	278	278	1,225
355	5	7	2	1	0	0	0	15	1	0	0	16	16	108
361	232	129	34	46	70	67	28	606	87	1	2	696	696	3,721
362	296	115	32	37	87	86	22	675	111	0	1	787	787	3,103
363	332	197	49	42	135	141	30	926	179	1	4	1,110	1,110	4,306
370	1,104	369	26	52	295	191	32	2,069	634	2	2	2,707	2,707	5,137
371	888	344	58	55	288	204	50	1,887	435	1	12	2,335	2,335	5,216
372	713	299	48	55	237	176	22	1,550	311	0	4	1,865	1,865	4,908
401	378	227	25	40	143	143	21	977	211	1	2	1,191	1,191	2,844
402	687	394	42	75	263	258	38	1,757	375	0	8	2,140	2,140	5,389
403	608	402	31	61	223	261	35	1,621	330	0	2	1,953	1,953	4,881
404	444	293	44	68	192	169	33	1,243	224	0	7	1,474	1,474	4,400
405	619	372	58	81	234	230	44	1,638	298	2	11	1,949	1,949	7,232
406	111	80	15	18	49	39	7	319	51	0	3	373	373	1,388
505	44	26	2	4	23	18	1	118	15	0	2	135	135	338
515	53	50	6	16	36	27	8	196	42	0	3	241	241	687

Canvass Results Report

Official Ballot Tally

Run Time 9:07 AM

Run Date 06/13/2022

Marion County, Oregon

May 17, 2022 Primary Election

5/17/2022

Page 166

Official Results

Registered Voters

75419 of 217858 = 34.62%

Precincts Reporting

117 of 117 = 100.00%

Commissioner of the Bureau of Labor and Industries - NonPartisan - Vote for 1

Precinct	Turnout Percentage
350	17.44%
351	22.29%
352	23.85%
353	26.92%
354	22.69%
355	14.81%
361	18.70%
362	25.36%
363	25.78%
370	52.70%
371	44.77%
372	38.00%
401	41.88%
402	39.71%
403	40.01%
404	33.50%
405	26.95%
406	26.87%
505	39.94%
515	35.08%

Canvass Results Report

Official Ballot Tally

Run Time 9:07 AM

Run Date 06/13/2022

Marion County, Oregon

May 17, 2022 Primary Election

5/17/2022

Page 167

Official Results

Registered Voters

75419 of 217858 = 34.62%

Precincts Reporting

117 of 117 = 100.00%

Commissioner of the Bureau of Labor and Industries - NonPartisan - Vote for 1

Precinct	Christina E Stephenson	Cheri Helt	Chris Henry	Robert Neuman	Casey M Kulla	Brent T Barker	Aaron R Baca	Cast Votes	Undervotes	Overvotes	Misc. write-in	Vote By Mail Ballots Cast	Total Ballots Cast	Registered Voters
525	145	75	9	13	74	44	11	371	88	0	1	460	460	880
535	151	93	20	20	69	70	14	437	82	0	4	523	523	1,973
545	121	60	20	28	35	34	28	326	80	0	4	410	410	1,361
555	208	141	26	32	114	128	15	664	150	0	2	816	816	2,237
577	50	63	3	16	55	33	4	224	50	0	3	277	277	619
579	23	14	5	4	22	17	2	87	24	0	0	111	111	221
580	79	100	9	18	91	78	7	382	80	1	1	464	464	1,105
581	237	192	38	43	148	162	26	846	161	0	5	1,012	1,012	3,012
582	86	115	19	20	55	112	10	417	94	0	2	513	513	1,330
583	83	99	9	16	54	139	9	409	109	0	6	524	524	1,398
584	0	3	0	0	1	0	0	4	1	0	0	5	5	27
586	31	37	5	9	29	44	3	158	28	0	0	186	186	447
587	12	11	1	0	3	12	1	40	7	0	0	47	47	89
588	0	0	0	2	0	0	0	2	0	0	0	2	2	17
589	4	5	0	2	3	2	0	16	4	0	0	20	20	47
590	52	130	12	15	68	67	8	352	74	0	2	428	428	963
591	50	52	7	11	23	40	5	188	15	0	1	204	204	827
592	18	14	0	6	17	14	0	69	12	0	0	81	81	161
593	3	0	0	0	1	7	1	12	5	0	0	17	17	71
594	33	20	0	11	13	12	2	91	9	0	0	100	100	384

Canvass Results Report

Official Ballot Tally

Run Time 9:07 AM

Run Date 06/13/2022

Marion County, Oregon

May 17, 2022 Primary Election

5/17/2022

Page 168

Official Results

Registered Voters

75419 of 217858 = 34.62%

Precincts Reporting

117 of 117 = 100.00%

Commissioner of the Bureau of Labor and Industries - NonPartisan - Vote for 1

Precinct	Turnout Percentage
525	52.27%
535	26.51%
545	30.12%
555	36.48%
577	44.75%
579	50.23%
580	41.99%
581	33.60%
582	38.57%
583	37.48%
584	18.52%
586	41.61%
587	52.81%
588	11.76%
589	42.55%
590	44.44%
591	24.67%
592	50.31%
593	23.94%
594	26.04%

Canvass Results Report

Official Ballot Tally

Run Time 9:07 AM

Run Date 06/13/2022

Marion County, Oregon

May 17, 2022 Primary Election

5/17/2022

Page 169

Official Results

Registered Voters

75419 of 217858 = 34.62%

Precincts Reporting

117 of 117 = 100.00%

Commissioner of the Bureau of Labor and Industries - NonPartisan - Vote for 1

Precinct	Christina E Stephenson	Cheri Helt	Chris Henry	Robert Neuman	Casey M Kulla	Brent T Barker	Aaron R Baca	Cast Votes	Undervotes	Overvotes	Misc. write-in	Vote By Mail Ballots Cast	Total Ballots Cast	Registered Voters
615	23	16	1	2	23	17	2	84	8	0	0	92	92	288
625	401	169	22	44	125	134	20	915	199	0	1	1,115	1,115	3,212
635	698	265	32	59	184	194	23	1,455	358	1	2	1,816	1,816	4,226
645	296	233	30	63	182	145	15	964	267	2	7	1,240	1,240	2,431
655	490	404	68	81	243	310	43	1,639	355	2	6	2,002	2,002	5,729
673	262	117	42	46	89	97	22	675	104	0	6	785	785	3,325
674	115	149	8	26	82	91	5	476	106	1	4	587	587	1,374
676	60	45	4	5	36	33	5	188	45	0	3	236	236	476
677	39	17	0	4	15	46	4	125	19	0	2	146	146	376
678	37	28	2	6	16	14	2	105	17	0	1	123	123	386
679	108	173	13	31	82	89	4	500	113	0	2	615	615	1,308
680	21	37	2	7	20	35	5	127	31	0	1	159	159	360
681	203	113	19	30	122	153	7	647	137	0	0	784	784	1,841
682	400	284	31	66	206	238	21	1,246	263	1	8	1,518	1,518	3,464
683	127	160	12	15	78	120	5	517	103	2	1	623	623	1,358
684	43	60	6	4	29	37	3	182	30	0	3	215	215	515
686	18	31	1	6	12	11	2	81	13	0	0	94	94	203
687	17	5	3	2	12	8	0	47	7	0	0	54	54	126
688	66	57	8	12	34	31	4	212	59	0	0	271	271	610
689	0	3	0	0	2	0	0	5	1	0	0	6	6	14

Canvass Results Report

Official Ballot Tally

Run Time 9:07 AM

Run Date 06/13/2022

Marion County, Oregon

May 17, 2022 Primary Election

5/17/2022

Page 170

Official Results

Registered Voters

75419 of 217858 = 34.62%

Precincts Reporting

117 of 117 = 100.00%

Commissioner of the Bureau of Labor and Industries - NonPartisan - Vote for 1

Precinct	Turnout Percentage
615	31.94%
625	34.71%
635	42.97%
645	51.01%
655	34.95%
673	23.61%
674	42.72%
676	49.58%
677	38.83%
678	31.87%
679	47.02%
680	44.17%
681	42.59%
682	43.82%
683	45.88%
684	41.75%
686	46.31%
687	42.86%
688	44.43%
689	42.86%

Canvass Results Report

Official Ballot Tally

Run Time 9:07 AM

Run Date 06/13/2022

Marion County, Oregon

May 17, 2022 Primary Election

5/17/2022

Page 171

Official Results

Registered Voters

75419 of 217858 = 34.62%

Precincts Reporting

117 of 117 = 100.00%

Commissioner of the Bureau of Labor and Industries - NonPartisan - Vote for 1

Precinct	Christina E Stephenson	Cheri Helt	Chris Henry	Robert Neuman	Casey M Kulla	Brent T Barker	Aaron R Baca	Cast Votes	Undervotes	Overvotes	Misc. write-in	Vote By Mail Ballots Cast	Total Ballots Cast	Registered Voters
690	394	182	39	64	125	156	36	996	153	1	1	1,151	1,151	5,406
691	560	278	39	75	185	260	31	1,428	278	1	3	1,710	1,710	5,632
692	6	6	0	0	5	2	0	19	7	0	0	26	26	71
694	2	0	0	0	0	1	0	3	0	0	0	3	3	3
696	4	6	2	2	3	8	0	25	5	0	0	30	30	184
697	462	241	44	70	180	165	38	1,200	173	0	9	1,382	1,382	5,693
698	126	108	10	18	77	94	10	443	93	0	1	537	537	1,340
699	0	0	0	0	0	0	0	0	0	0	0	0	0	2
705	182	214	18	42	115	101	17	689	126	0	3	818	818	2,144
715	204	220	35	40	99	93	13	704	102	0	3	809	809	2,877
725	161	131	21	28	77	95	13	526	74	1	4	605	605	2,242
779	201	125	16	17	100	106	11	576	104	1	2	683	683	1,470
780	201	122	15	9	71	72	3	493	146	0	3	642	642	1,317
781	112	50	2	9	37	45	11	266	44	0	0	310	310	635
782	18	9	2	2	2	4	1	38	15	0	0	53	53	119
783	68	60	6	14	22	60	4	234	59	0	1	294	294	660
784	23	12	0	3	18	18	0	74	18	0	0	92	92	242
786	20	37	2	7	17	10	0	93	14	0	0	107	107	286
787	188	177	36	39	114	123	8	685	170	1	6	862	862	1,863
788	157	154	13	32	117	115	9	597	120	0	2	719	719	1,865

Canvass Results Report

Official Ballot Tally

Run Time 9:07 AM

Run Date 06/13/2022

Marion County, Oregon

May 17, 2022 Primary Election

5/17/2022

Page 172

Official Results

Registered Voters

75419 of 217858 = 34.62%

Precincts Reporting

117 of 117 = 100.00%

Commissioner of the Bureau of Labor and Industries - NonPartisan - Vote for 1

Precinct	Turnout Percentage
690	21.29%
691	30.36%
692	36.62%
694	100.00%
696	16.30%
697	24.28%
698	40.07%
699	0.00%
705	38.15%
715	28.12%
725	26.98%
779	46.46%
780	48.75%
781	48.82%
782	44.54%
783	44.55%
784	38.02%
786	37.41%
787	46.27%
788	38.55%

Canvass Results Report

Official Ballot Tally

Run Time 9:07 AM
Run Date 06/13/2022

Marion County, Oregon

May 17, 2022 Primary Election

5/17/2022
Page 173

Official Results

Registered Voters
75419 of 217858 = 34.62%
Precincts Reporting
117 of 117 = 100.00%

Commissioner of the Bureau of Labor and Industries - NonPartisan - Vote for 1

Precinct	Christina E Stephenson	Cheri Helt	Chris Henry	Robert Neuman	Casey M Kulla	Brent T Barker	Aaron R Baca	Cast Votes	Undervotes	Overvotes	Misc. write-in	Vote By Mail Ballots Cast	Total Ballots Cast	Registered Voters
789	288	275	23	69	177	171	16	1,019	241	0	3	1,263	1,263	3,232
790	16	24	5	8	28	20	2	103	32	0	0	135	135	356
791	104	100	7	25	68	50	8	362	68	0	4	434	434	1,285
792	12	3	0	1	4	1	1	22	4	0	0	26	26	62
815	160	69	19	18	51	63	13	393	58	1	0	452	452	2,009
825	146	48	9	18	33	45	9	308	33	0	0	341	341	1,681
835	232	80	8	19	85	83	12	519	88	0	1	608	608	1,831
845	476	151	30	74	153	153	34	1,071	198	0	2	1,271	1,271	2,925
855	311	133	22	55	117	112	22	772	127	0	1	900	900	2,819
865	110	47	10	13	49	34	14	277	31	0	0	308	308	1,745
905	13	9	1	2	6	16	5	52	8	0	0	60	60	235
915	30	23	3	7	14	16	0	93	10	0	3	106	106	311
925	10	8	0	6	5	8	0	37	16	0	0	53	53	135
935	2	6	0	3	3	2	2	18	2	0	0	20	20	56
981	32	25	10	4	21	12	0	104	19	0	2	125	125	319
982	0	0	0	0	0	0	0	0	0	0	0	0	0	0
983	0	0	0	0	0	0	0	0	0	0	0	0	0	0
Totals	24,646	13,109	1,890	2,806	9,416	9,119	1,412	62,398	12,736	26	259	75,419	75,419	217,858

Canvass Results Report

Official Ballot Tally

Run Time 9:07 AM

Run Date 06/13/2022

Marion County, Oregon

May 17, 2022 Primary Election

5/17/2022

Page 174

Official Results

Registered Voters

75419 of 217858 = 34.62%

Precincts Reporting

117 of 117 = 100.00%

Commissioner of the Bureau of Labor and Industries - NonPartisan - Vote for 1

Precinct	Turnout Percentage
789	39.08%
790	37.92%
791	33.77%
792	41.94%
815	22.50%
825	20.29%
835	33.21%
845	43.45%
855	31.93%
865	17.65%
905	25.53%
915	34.08%
925	39.26%
935	35.71%
981	39.18%
982	0.00%
983	0.00%
Totals	34.62%

Canvass Results Report

Official Ballot Tally

Run Time 9:07 AM

Run Date 06/13/2022

Marion County, Oregon

May 17, 2022 Primary Election

5/17/2022

Page 175

Official Results

Registered Voters

75419 of 217858 = 34.62%

Precincts Reporting

117 of 117 = 100.00%

Judge of the Supreme Court, Position 6 - NonPartisan - Vote for 1

Precinct	Roger J DeHoog	Cast Votes	Undervotes	Overvotes	Misc. write-in	Vote By Mail Ballots Cast	Total Ballots Cast	Registered Voters	Turnout Percentage
310	861	861	701	0	20	1,582	1,582	5,296	29.87%
311	97	97	66	0	2	165	165	362	45.58%
312	90	90	93	0	3	186	186	425	43.76%
313	0	0	0	0	0	0	0	0	0.00%
314	777	777	680	0	15	1,472	1,472	3,892	37.82%
320	99	99	73	0	0	172	172	768	22.40%
321	344	344	205	0	12	561	561	2,349	23.88%
322	494	494	274	1	11	780	780	3,483	22.39%
323	1,080	1,080	812	0	6	1,898	1,898	4,172	45.49%
324	14	14	12	0	0	26	26	203	12.81%
325	0	0	0	0	0	0	0	0	0.00%
326	125	125	105	0	0	230	230	393	58.52%
330	364	364	202	0	2	568	568	1,691	33.59%
331	902	902	619	0	13	1,534	1,534	3,836	39.99%
332	1,498	1,498	1,100	0	16	2,614	2,614	6,646	39.33%
333	306	306	199	0	5	510	510	1,763	28.93%
340	1,116	1,116	798	0	17	1,931	1,931	5,155	37.46%
341	428	428	278	0	10	716	716	1,716	41.72%
342	1,779	1,779	1,233	0	15	3,027	3,027	7,477	40.48%
343	281	281	182	0	4	467	467	1,089	42.88%

Canvass Results Report

Official Ballot Tally

Run Time 9:07 AM

Run Date 06/13/2022

Marion County, Oregon

May 17, 2022 Primary Election

5/17/2022

Page 176

Official Results

Registered Voters

75419 of 217858 = 34.62%

Precincts Reporting

117 of 117 = 100.00%

Judge of the Supreme Court, Position 6 - NonPartisan - Vote for 1

Precinct	Roger J DeHoog	Cast Votes	Undervotes	Overvotes	Misc. write-in	Vote By Mail Ballots Cast	Total Ballots Cast	Registered Voters	Turnout Percentage
350	608	608	342	0	12	962	962	5,516	17.44%
351	203	203	114	0	2	319	319	1,431	22.29%
352	487	487	284	0	13	784	784	3,287	23.85%
353	29	29	20	0	0	49	49	182	26.92%
354	186	186	88	0	4	278	278	1,225	22.69%
355	10	10	6	0	0	16	16	108	14.81%
361	436	436	250	0	10	696	696	3,721	18.70%
362	515	515	269	0	3	787	787	3,103	25.36%
363	687	687	410	0	13	1,110	1,110	4,306	25.78%
370	1,525	1,525	1,168	0	14	2,707	2,707	5,137	52.70%
371	1,316	1,316	997	0	22	2,335	2,335	5,216	44.77%
372	1,175	1,175	678	0	12	1,865	1,865	4,908	38.00%
401	651	651	523	0	17	1,191	1,191	2,844	41.88%
402	1,236	1,236	891	0	13	2,140	2,140	5,389	39.71%
403	1,105	1,105	829	0	19	1,953	1,953	4,881	40.01%
404	892	892	568	0	14	1,474	1,474	4,400	33.50%
405	1,217	1,217	706	0	26	1,949	1,949	7,232	26.95%
406	200	200	169	0	4	373	373	1,388	26.87%
505	82	82	53	0	0	135	135	338	39.94%
515	145	145	91	0	5	241	241	687	35.08%

Canvass Results Report

Official Ballot Tally

Run Time 9:07 AM

Run Date 06/13/2022

Marion County, Oregon

May 17, 2022 Primary Election

5/17/2022

Page 177

Official Results

Registered Voters
75419 of 217858 = 34.62%

Precincts Reporting
117 of 117 = 100.00%

Judge of the Supreme Court, Position 6 - NonPartisan - Vote for 1

Precinct	Roger J DeHoog	Cast Votes	Undervotes	Overvotes	Misc. write-in	Vote By Mail Ballots Cast	Total Ballots Cast	Registered Voters	Turnout Percentage
525	249	249	207	0	4	460	460	880	52.27%
535	287	287	226	0	10	523	523	1,973	26.51%
545	240	240	162	0	8	410	410	1,361	30.12%
555	466	466	337	0	13	816	816	2,237	36.48%
577	143	143	130	0	4	277	277	619	44.75%
579	59	59	48	0	4	111	111	221	50.23%
580	262	262	196	0	6	464	464	1,105	41.99%
581	553	553	456	0	3	1,012	1,012	3,012	33.60%
582	255	255	252	0	6	513	513	1,330	38.57%
583	251	251	262	0	11	524	524	1,398	37.48%
584	1	1	4	0	0	5	5	27	18.52%
586	101	101	85	0	0	186	186	447	41.61%
587	21	21	24	0	2	47	47	89	52.81%
588	2	2	0	0	0	2	2	17	11.76%
589	8	8	10	0	2	20	20	47	42.55%
590	198	198	225	0	5	428	428	963	44.44%
591	125	125	78	0	1	204	204	827	24.67%
592	39	39	42	0	0	81	81	161	50.31%
593	5	5	12	0	0	17	17	71	23.94%
594	60	60	40	0	0	100	100	384	26.04%

Canvass Results Report

Official Ballot Tally

Run Time 9:07 AM

Run Date 06/13/2022

Marion County, Oregon

May 17, 2022 Primary Election

5/17/2022

Page 178

Official Results

Registered Voters

75419 of 217858 = 34.62%

Precincts Reporting

117 of 117 = 100.00%

Judge of the Supreme Court, Position 6 - NonPartisan - Vote for 1

Precinct	Roger J DeHoog	Cast Votes	Undervotes	Overvotes	Misc. write-in	Vote By Mail Ballots Cast	Total Ballots Cast	Registered Voters	Turnout Percentage
615	59	59	33	0	0	92	92	288	31.94%
625	651	651	458	0	6	1,115	1,115	3,212	34.71%
635	1,005	1,005	794	0	17	1,816	1,816	4,226	42.97%
645	666	666	566	0	8	1,240	1,240	2,431	51.01%
655	1,131	1,131	838	0	33	2,002	2,002	5,729	34.95%
673	480	480	293	0	12	785	785	3,325	23.61%
674	297	297	281	0	9	587	587	1,374	42.72%
676	115	115	117	0	4	236	236	476	49.58%
677	83	83	62	0	1	146	146	376	38.83%
678	72	72	50	0	1	123	123	386	31.87%
679	311	311	298	0	6	615	615	1,308	47.02%
680	69	69	87	0	3	159	159	360	44.17%
681	418	418	358	1	7	784	784	1,841	42.59%
682	827	827	679	0	12	1,518	1,518	3,464	43.82%
683	328	328	290	0	5	623	623	1,358	45.88%
684	124	124	88	0	3	215	215	515	41.75%
686	47	47	47	0	0	94	94	203	46.31%
687	32	32	22	0	0	54	54	126	42.86%
688	133	133	133	0	5	271	271	610	44.43%
689	0	0	6	0	0	6	6	14	42.86%

Canvass Results Report

Official Ballot Tally

Run Time 9:07 AM
Run Date 06/13/2022

Marion County, Oregon

May 17, 2022 Primary Election

5/17/2022

Page 179

Official Results

Registered Voters
75419 of 217858 = 34.62%

Precincts Reporting
117 of 117 = 100.00%

Judge of the Supreme Court, Position 6 - NonPartisan - Vote for 1

Precinct	Roger J DeHoog	Cast Votes	Undervotes	Overvotes	Misc. write-in	Vote By Mail Ballots Cast	Total Ballots Cast	Registered Voters	Turnout Percentage
690	757	757	386	0	8	1,151	1,151	5,406	21.29%
691	1,010	1,010	689	0	11	1,710	1,710	5,632	30.36%
692	8	8	18	0	0	26	26	71	36.62%
694	1	1	2	0	0	3	3	3	100.00%
696	14	14	16	0	0	30	30	184	16.30%
697	942	942	425	0	15	1,382	1,382	5,693	24.28%
698	266	266	270	0	1	537	537	1,340	40.07%
699	0	0	0	0	0	0	0	2	0.00%
705	467	467	339	0	12	818	818	2,144	38.15%
715	514	514	284	0	11	809	809	2,877	28.12%
725	361	361	238	0	6	605	605	2,242	26.98%
779	360	360	310	0	13	683	683	1,470	46.46%
780	358	358	278	0	6	642	642	1,317	48.75%
781	153	153	156	0	1	310	310	635	48.82%
782	25	25	28	0	0	53	53	119	44.54%
783	156	156	137	0	1	294	294	660	44.55%
784	54	54	37	0	1	92	92	242	38.02%
786	46	46	60	0	1	107	107	286	37.41%
787	455	455	395	0	12	862	862	1,863	46.27%
788	380	380	332	0	7	719	719	1,865	38.55%

Canvass Results Report

Official Ballot Tally

Run Time 9:07 AM
Run Date 06/13/2022

Marion County, Oregon

May 17, 2022 Primary Election

5/17/2022

Page 180

Official Results

Registered Voters
75419 of 217858 = 34.62%

Precincts Reporting
117 of 117 = 100.00%

Judge of the Supreme Court, Position 6 - NonPartisan - Vote for 1

Precinct	Roger J DeHoog	Cast Votes	Undervotes	Overvotes	Misc. write-in	Vote By Mail Ballots Cast	Total Ballots Cast	Registered Voters	Turnout Percentage
789	635	635	611	0	17	1,263	1,263	3,232	39.08%
790	60	60	71	0	4	135	135	356	37.92%
791	237	237	187	0	10	434	434	1,285	33.77%
792	11	11	15	0	0	26	26	62	41.94%
815	298	298	147	0	7	452	452	2,009	22.50%
825	210	210	130	0	1	341	341	1,681	20.29%
835	373	373	232	0	3	608	608	1,831	33.21%
845	815	815	443	0	13	1,271	1,271	2,925	43.45%
855	535	535	359	0	6	900	900	2,819	31.93%
865	201	201	106	0	1	308	308	1,745	17.65%
905	31	31	27	0	2	60	60	235	25.53%
915	64	64	41	0	1	106	106	311	34.08%
925	26	26	27	0	0	53	53	135	39.26%
935	13	13	7	0	0	20	20	56	35.71%
981	65	65	54	0	6	125	125	319	39.18%
982	0	0	0	0	0	0	0	0	0.00%
983	0	0	0	0	0	0	0	0	0.00%
Totals	43,434	43,434	31,241	2	742	75,419	75,419	217,858	34.62%

Canvass Results Report

Official Ballot Tally

Run Time 9:07 AM

Run Date 06/13/2022

Marion County, Oregon

May 17, 2022 Primary Election

5/17/2022

Page 181

Official Results

Registered Voters

75419 of 217858 = 34.62%

Precincts Reporting

117 of 117 = 100.00%

Judge of the Court of Appeals, Position 3 - NonPartisan - Vote for 1

Precinct	Darleen Ortega	Vance Day	Cast Votes	Undervotes	Overvotes	Misc. write-in	Vote By Mail Ballots Cast	Total Ballots Cast	Registered Voters	Turnout Percentage
310	918	430	1,348	229	0	5	1,582	1,582	5,296	29.87%
311	108	37	145	19	0	1	165	165	362	45.58%
312	105	45	150	36	0	0	186	186	425	43.76%
313	0	0	0	0	0	0	0	0	0	0.00%
314	895	352	1,247	221	0	4	1,472	1,472	3,892	37.82%
320	85	53	138	34	0	0	172	172	768	22.40%
321	356	111	467	94	0	0	561	561	2,349	23.88%
322	382	287	669	109	2	0	780	780	3,483	22.39%
323	1,269	358	1,627	269	0	2	1,898	1,898	4,172	45.49%
324	10	7	17	9	0	0	26	26	203	12.81%
325	0	0	0	0	0	0	0	0	0	0.00%
326	146	56	202	28	0	0	230	230	393	58.52%
330	323	163	486	81	0	1	568	568	1,691	33.59%
331	769	564	1,333	201	0	0	1,534	1,534	3,836	39.99%
332	1,470	798	2,268	340	0	6	2,614	2,614	6,646	39.33%
333	213	218	431	77	1	1	510	510	1,763	28.93%
340	907	737	1,644	286	0	1	1,931	1,931	5,155	37.46%
341	387	238	625	91	0	0	716	716	1,716	41.72%
342	1,527	1,064	2,591	433	0	3	3,027	3,027	7,477	40.48%
343	244	165	409	58	0	0	467	467	1,089	42.88%

Canvass Results Report

Official Ballot Tally

Run Time 9:07 AM
Run Date 06/13/2022

Marion County, Oregon

May 17, 2022 Primary Election

5/17/2022

Page 182

Official Results

Registered Voters
75419 of 217858 = 34.62%

Precincts Reporting
117 of 117 = 100.00%

Judge of the Court of Appeals, Position 3 - NonPartisan - Vote for 1

Precinct	Darleen Ortega	Vance Day	Cast Votes	Undervotes	Overvotes	Misc. write-in	Vote By Mail Ballots Cast	Total Ballots Cast	Registered Voters	Turnout Percentage
350	438	388	826	131	1	4	962	962	5,516	17.44%
351	142	140	282	37	0	0	319	319	1,431	22.29%
352	362	306	668	112	0	4	784	784	3,287	23.85%
353	18	23	41	8	0	0	49	49	182	26.92%
354	162	87	249	29	0	0	278	278	1,225	22.69%
355	5	10	15	1	0	0	16	16	108	14.81%
361	334	267	601	92	0	3	696	696	3,721	18.70%
362	436	246	682	105	0	0	787	787	3,103	25.36%
363	472	478	950	158	0	2	1,110	1,110	4,306	25.78%
370	1,560	718	2,278	428	0	1	2,707	2,707	5,137	52.70%
371	1,265	739	2,004	327	0	4	2,335	2,335	5,216	44.77%
372	961	673	1,634	228	0	3	1,865	1,865	4,908	38.00%
401	531	510	1,041	150	0	0	1,191	1,191	2,844	41.88%
402	957	860	1,817	317	0	6	2,140	2,140	5,389	39.71%
403	827	884	1,711	238	2	2	1,953	1,953	4,881	40.01%
404	614	676	1,290	179	1	4	1,474	1,474	4,400	33.50%
405	913	807	1,720	222	0	7	1,949	1,949	7,232	26.95%
406	144	192	336	35	0	2	373	373	1,388	26.87%
505	54	63	117	18	0	0	135	135	338	39.94%
515	102	97	199	40	0	2	241	241	687	35.08%

Canvass Results Report

Official Ballot Tally

Run Time 9:07 AM

Run Date 06/13/2022

Marion County, Oregon

May 17, 2022 Primary Election

5/17/2022

Page 183

Official Results

Registered Voters
75419 of 217858 = 34.62%

Precincts Reporting
117 of 117 = 100.00%

Judge of the Court of Appeals, Position 3 - NonPartisan - Vote for 1

Precinct	Darleen Ortega	Vance Day	Cast Votes	Undervotes	Overvotes	Misc. write-in	Vote By Mail Ballots Cast	Total Ballots Cast	Registered Voters	Turnout Percentage
525	181	190	371	89	0	0	460	460	880	52.27%
535	180	238	418	104	0	1	523	523	1,973	26.51%
545	201	127	328	79	0	3	410	410	1,361	30.12%
555	321	366	687	125	1	3	816	816	2,237	36.48%
577	77	160	237	40	0	0	277	277	619	44.75%
579	34	58	92	19	0	0	111	111	221	50.23%
580	156	248	404	60	0	0	464	464	1,105	41.99%
581	363	474	837	174	0	1	1,012	1,012	3,012	33.60%
582	144	295	439	72	0	2	513	513	1,330	38.57%
583	141	309	450	70	0	4	524	524	1,398	37.48%
584	1	4	5	0	0	0	5	5	27	18.52%
586	54	109	163	23	0	0	186	186	447	41.61%
587	10	34	44	3	0	0	47	47	89	52.81%
588	2	0	2	0	0	0	2	2	17	11.76%
589	8	11	19	1	0	0	20	20	47	42.55%
590	95	270	365	61	0	2	428	428	963	44.44%
591	74	106	180	24	0	0	204	204	827	24.67%
592	23	49	72	9	0	0	81	81	161	50.31%
593	4	11	15	2	0	0	17	17	71	23.94%
594	35	56	91	9	0	0	100	100	384	26.04%

Canvass Results Report

Official Ballot Tally

Run Time 9:07 AM
Run Date 06/13/2022

Marion County, Oregon

May 17, 2022 Primary Election

5/17/2022

Page 184

Official Results

Registered Voters
75419 of 217858 = 34.62%

Precincts Reporting
117 of 117 = 100.00%

Judge of the Court of Appeals, Position 3 - NonPartisan - Vote for 1

Precinct	Darleen Ortega	Vance Day	Cast Votes	Undervotes	Overvotes	Misc. write-in	Vote By Mail Ballots Cast	Total Ballots Cast	Registered Voters	Turnout Percentage
615	28	51	79	13	0	0	92	92	288	31.94%
625	535	397	932	180	0	3	1,115	1,115	3,212	34.71%
635	926	607	1,533	282	0	1	1,816	1,816	4,226	42.97%
645	417	605	1,022	218	0	0	1,240	1,240	2,431	51.01%
655	702	1,012	1,714	287	0	1	2,002	2,002	5,729	34.95%
673	337	332	669	116	0	0	785	785	3,325	23.61%
674	163	335	498	88	1	0	587	587	1,374	42.72%
676	91	113	204	32	0	0	236	236	476	49.58%
677	49	76	125	21	0	0	146	146	376	38.83%
678	46	59	105	18	0	0	123	123	386	31.87%
679	176	349	525	89	0	1	615	615	1,308	47.02%
680	27	98	125	31	0	3	159	159	360	44.17%
681	293	369	662	121	0	1	784	784	1,841	42.59%
682	561	760	1,321	195	0	2	1,518	1,518	3,464	43.82%
683	188	343	531	92	0	0	623	623	1,358	45.88%
684	66	120	186	29	0	0	215	215	515	41.75%
686	26	59	85	9	0	0	94	94	203	46.31%
687	23	25	48	6	0	0	54	54	126	42.86%
688	85	146	231	40	0	0	271	271	610	44.43%
689	1	4	5	1	0	0	6	6	14	42.86%

Canvass Results Report

Official Ballot Tally

Run Time 9:07 AM

Run Date 06/13/2022

Marion County, Oregon

May 17, 2022 Primary Election

5/17/2022

Page 185

Official Results

Registered Voters

75419 of 217858 = 34.62%

Precincts Reporting

117 of 117 = 100.00%

Judge of the Court of Appeals, Position 3 - NonPartisan - Vote for 1

Precinct	Darleen Ortega	Vance Day	Cast Votes	Undervotes	Overvotes	Misc. write-in	Vote By Mail Ballots Cast	Total Ballots Cast	Registered Voters	Turnout Percentage
690	538	470	1,008	140	0	3	1,151	1,151	5,406	21.29%
691	704	777	1,481	227	0	2	1,710	1,710	5,632	30.36%
692	7	15	22	4	0	0	26	26	71	36.62%
694	1	1	2	1	0	0	3	3	3	100.00%
696	7	20	27	3	0	0	30	30	184	16.30%
697	680	546	1,226	151	0	5	1,382	1,382	5,693	24.28%
698	181	287	468	69	0	0	537	537	1,340	40.07%
699	0	0	0	0	0	0	0	0	2	0.00%
705	281	427	708	106	1	3	818	818	2,144	38.15%
715	276	437	713	93	0	3	809	809	2,877	28.12%
725	208	316	524	80	0	1	605	605	2,242	26.98%
779	296	308	604	78	0	1	683	683	1,470	46.46%
780	280	274	554	87	0	1	642	642	1,317	48.75%
781	144	119	263	47	0	0	310	310	635	48.82%
782	28	16	44	9	0	0	53	53	119	44.54%
783	88	167	255	39	0	0	294	294	660	44.55%
784	44	37	81	11	0	0	92	92	242	38.02%
786	31	61	92	15	0	0	107	107	286	37.41%
787	290	459	749	111	0	2	862	862	1,863	46.27%
788	238	382	620	99	0	0	719	719	1,865	38.55%

Canvass Results Report

Official Ballot Tally

Run Time 9:07 AM

Run Date 06/13/2022

Marion County, Oregon

May 17, 2022 Primary Election

5/17/2022

Page 186

Official Results

Registered Voters

75419 of 217858 = 34.62%

Precincts Reporting

117 of 117 = 100.00%

Judge of the Court of Appeals, Position 3 - NonPartisan - Vote for 1

Precinct	Darleen Ortega	Vance Day	Cast Votes	Undervotes	Overvotes	Misc. write-in	Vote By Mail Ballots Cast	Total Ballots Cast	Registered Voters	Turnout Percentage
789	450	624	1,074	189	0	0	1,263	1,263	3,232	39.08%
790	34	69	103	32	0	0	135	135	356	37.92%
791	141	224	365	69	0	0	434	434	1,285	33.77%
792	10	11	21	5	0	0	26	26	62	41.94%
815	225	179	404	45	0	3	452	452	2,009	22.50%
825	170	126	296	45	0	0	341	341	1,681	20.29%
835	308	225	533	74	0	1	608	608	1,831	33.21%
845	601	476	1,077	192	0	2	1,271	1,271	2,925	43.45%
855	406	355	761	138	0	1	900	900	2,819	31.93%
865	142	130	272	36	0	0	308	308	1,745	17.65%
905	19	38	57	3	0	0	60	60	235	25.53%
915	30	61	91	14	0	1	106	106	311	34.08%
925	13	31	44	9	0	0	53	53	135	39.26%
935	5	10	15	5	0	0	20	20	56	35.71%
981	31	77	108	16	0	1	125	125	319	39.18%
982	0	0	0	0	0	0	0	0	0	0.00%
983	0	0	0	0	0	0	0	0	0	0.00%
Totals	34,162	30,577	64,739	10,544	10	126	75,419	75,419	217,858	34.62%

Canvass Results Report

Official Ballot Tally

Run Time 9:07 AM

Run Date 06/13/2022

Marion County, Oregon

May 17, 2022 Primary Election

5/17/2022

Page 187

Official Results

Registered Voters
75419 of 217858 = 34.62%

Precincts Reporting
117 of 117 = 100.00%

Judge of the Court of Appeals, Position 5 - NonPartisan - Vote for 1

Precinct	Scott A Shorr	Cast Votes	Undervotes	Overvotes	Misc. write-in	Vote By Mail Ballots Cast	Total Ballots Cast	Registered Voters	Turnout Percentage
310	845	845	719	0	18	1,582	1,582	5,296	29.87%
311	98	98	66	0	1	165	165	362	45.58%
312	93	93	93	0	0	186	186	425	43.76%
313	0	0	0	0	0	0	0	0	0.00%
314	768	768	694	0	10	1,472	1,472	3,892	37.82%
320	96	96	76	0	0	172	172	768	22.40%
321	347	347	207	0	7	561	561	2,349	23.88%
322	483	483	285	1	11	780	780	3,483	22.39%
323	1,066	1,066	828	0	4	1,898	1,898	4,172	45.49%
324	14	14	12	0	0	26	26	203	12.81%
325	0	0	0	0	0	0	0	0	0.00%
326	126	126	104	0	0	230	230	393	58.52%
330	359	359	205	0	4	568	568	1,691	33.59%
331	908	908	619	0	7	1,534	1,534	3,836	39.99%
332	1,468	1,468	1,127	0	19	2,614	2,614	6,646	39.33%
333	307	307	201	0	2	510	510	1,763	28.93%
340	1,116	1,116	794	0	21	1,931	1,931	5,155	37.46%
341	420	420	286	0	10	716	716	1,716	41.72%
342	1,786	1,786	1,231	0	10	3,027	3,027	7,477	40.48%
343	268	268	198	0	1	467	467	1,089	42.88%

Canvass Results Report

Official Ballot Tally

Run Time 9:07 AM

Run Date 06/13/2022

Marion County, Oregon

May 17, 2022 Primary Election

5/17/2022

Page 188

Official Results

Registered Voters
75419 of 217858 = 34.62%

Precincts Reporting
117 of 117 = 100.00%

Judge of the Court of Appeals, Position 5 - NonPartisan - Vote for 1

Precinct	Scott A Shorr	Cast Votes	Undervotes	Overvotes	Misc. write-in	Vote By Mail Ballots Cast	Total Ballots Cast	Registered Voters	Turnout Percentage
350	602	602	352	0	8	962	962	5,516	17.44%
351	203	203	114	0	2	319	319	1,431	22.29%
352	488	488	287	0	9	784	784	3,287	23.85%
353	29	29	20	0	0	49	49	182	26.92%
354	187	187	88	0	3	278	278	1,225	22.69%
355	10	10	6	0	0	16	16	108	14.81%
361	424	424	262	0	10	696	696	3,721	18.70%
362	515	515	268	0	4	787	787	3,103	25.36%
363	685	685	411	0	14	1,110	1,110	4,306	25.78%
370	1,513	1,513	1,180	0	14	2,707	2,707	5,137	52.70%
371	1,323	1,323	999	0	13	2,335	2,335	5,216	44.77%
372	1,163	1,163	688	0	14	1,865	1,865	4,908	38.00%
401	652	652	527	0	12	1,191	1,191	2,844	41.88%
402	1,220	1,220	908	0	12	2,140	2,140	5,389	39.71%
403	1,092	1,092	836	0	25	1,953	1,953	4,881	40.01%
404	890	890	571	0	13	1,474	1,474	4,400	33.50%
405	1,212	1,212	712	0	25	1,949	1,949	7,232	26.95%
406	202	202	163	0	8	373	373	1,388	26.87%
505	82	82	52	0	1	135	135	338	39.94%
515	148	148	88	0	5	241	241	687	35.08%

Canvass Results Report

Official Ballot Tally

Run Time 9:07 AM

Run Date 06/13/2022

Marion County, Oregon

May 17, 2022 Primary Election

5/17/2022

Page 189

Official Results

Registered Voters

75419 of 217858 = 34.62%

Precincts Reporting

117 of 117 = 100.00%

Judge of the Court of Appeals, Position 5 - NonPartisan - Vote for 1

Precinct	Scott A Shorr	Cast Votes	Undervotes	Overvotes	Misc. write-in	Vote By Mail Ballots Cast	Total Ballots Cast	Registered Voters	Turnout Percentage
525	255	255	202	0	3	460	460	880	52.27%
535	291	291	225	0	7	523	523	1,973	26.51%
545	244	244	158	0	8	410	410	1,361	30.12%
555	465	465	342	0	9	816	816	2,237	36.48%
577	143	143	132	0	2	277	277	619	44.75%
579	58	58	49	0	4	111	111	221	50.23%
580	264	264	194	0	6	464	464	1,105	41.99%
581	555	555	455	0	2	1,012	1,012	3,012	33.60%
582	268	268	241	0	4	513	513	1,330	38.57%
583	253	253	260	0	11	524	524	1,398	37.48%
584	1	1	4	0	0	5	5	27	18.52%
586	103	103	83	0	0	186	186	447	41.61%
587	19	19	26	0	2	47	47	89	52.81%
588	2	2	0	0	0	2	2	17	11.76%
589	7	7	11	0	2	20	20	47	42.55%
590	198	198	228	0	2	428	428	963	44.44%
591	127	127	76	0	1	204	204	827	24.67%
592	36	36	44	0	1	81	81	161	50.31%
593	4	4	13	0	0	17	17	71	23.94%
594	59	59	41	0	0	100	100	384	26.04%

Canvass Results Report

Official Ballot Tally

Run Time 9:07 AM

Run Date 06/13/2022

Marion County, Oregon

May 17, 2022 Primary Election

5/17/2022

Page 190

Official Results

Registered Voters

75419 of 217858 = 34.62%

Precincts Reporting

117 of 117 = 100.00%

Judge of the Court of Appeals, Position 5 - NonPartisan - Vote for 1

Precinct	Scott A Shorr	Cast Votes	Undervotes	Overvotes	Misc. write-in	Vote By Mail Ballots Cast	Total Ballots Cast	Registered Voters	Turnout Percentage
615	61	61	31	0	0	92	92	288	31.94%
625	645	645	468	0	2	1,115	1,115	3,212	34.71%
635	996	996	806	0	14	1,816	1,816	4,226	42.97%
645	670	670	562	0	8	1,240	1,240	2,431	51.01%
655	1,128	1,128	847	0	27	2,002	2,002	5,729	34.95%
673	480	480	298	0	7	785	785	3,325	23.61%
674	296	296	284	0	7	587	587	1,374	42.72%
676	120	120	113	0	3	236	236	476	49.58%
677	85	85	61	0	0	146	146	376	38.83%
678	72	72	50	0	1	123	123	386	31.87%
679	317	317	293	0	5	615	615	1,308	47.02%
680	69	69	87	0	3	159	159	360	44.17%
681	421	421	355	0	8	784	784	1,841	42.59%
682	825	825	682	0	11	1,518	1,518	3,464	43.82%
683	323	323	295	0	5	623	623	1,358	45.88%
684	125	125	88	0	2	215	215	515	41.75%
686	47	47	47	0	0	94	94	203	46.31%
687	32	32	22	0	0	54	54	126	42.86%
688	132	132	133	0	6	271	271	610	44.43%
689	0	0	6	0	0	6	6	14	42.86%

Canvass Results Report

Official Ballot Tally

Run Time 9:07 AM
Run Date 06/13/2022

Marion County, Oregon

May 17, 2022 Primary Election

5/17/2022

Page 191

Official Results

Registered Voters
75419 of 217858 = 34.62%

Precincts Reporting
117 of 117 = 100.00%

Judge of the Court of Appeals, Position 5 - NonPartisan - Vote for 1

Precinct	Scott A Shorr	Cast Votes	Undervotes	Overvotes	Misc. write-in	Vote By Mail Ballots Cast	Total Ballots Cast	Registered Voters	Turnout Percentage
690	762	762	382	0	7	1,151	1,151	5,406	21.29%
691	1,009	1,009	687	0	14	1,710	1,710	5,632	30.36%
692	8	8	18	0	0	26	26	71	36.62%
694	1	1	2	0	0	3	3	3	100.00%
696	14	14	16	0	0	30	30	184	16.30%
697	944	944	426	0	12	1,382	1,382	5,693	24.28%
698	274	274	261	0	2	537	537	1,340	40.07%
699	0	0	0	0	0	0	0	2	0.00%
705	473	473	337	0	8	818	818	2,144	38.15%
715	515	515	284	0	10	809	809	2,877	28.12%
725	365	365	234	0	6	605	605	2,242	26.98%
779	351	351	328	0	4	683	683	1,470	46.46%
780	356	356	281	0	5	642	642	1,317	48.75%
781	160	160	149	0	1	310	310	635	48.82%
782	25	25	28	0	0	53	53	119	44.54%
783	158	158	134	1	1	294	294	660	44.55%
784	52	52	39	0	1	92	92	242	38.02%
786	47	47	60	0	0	107	107	286	37.41%
787	454	454	398	0	10	862	862	1,863	46.27%
788	388	388	325	0	6	719	719	1,865	38.55%

Canvass Results Report

Official Ballot Tally

Run Time 9:07 AM
Run Date 06/13/2022

Marion County, Oregon

May 17, 2022 Primary Election

5/17/2022

Page 192

Official Results

Registered Voters
75419 of 217858 = 34.62%

Precincts Reporting
117 of 117 = 100.00%

Judge of the Court of Appeals, Position 5 - NonPartisan - Vote for 1

Precinct	Scott A Shorr	Cast Votes	Undervotes	Overvotes	Misc. write-in	Vote By Mail Ballots Cast	Total Ballots Cast	Registered Voters	Turnout Percentage
789	647	647	603	0	13	1,263	1,263	3,232	39.08%
790	57	57	71	0	7	135	135	356	37.92%
791	234	234	191	0	9	434	434	1,285	33.77%
792	12	12	14	0	0	26	26	62	41.94%
815	297	297	151	0	4	452	452	2,009	22.50%
825	211	211	129	0	1	341	341	1,681	20.29%
835	382	382	220	0	6	608	608	1,831	33.21%
845	808	808	453	0	10	1,271	1,271	2,925	43.45%
855	533	533	358	0	9	900	900	2,819	31.93%
865	203	203	103	0	2	308	308	1,745	17.65%
905	31	31	29	0	0	60	60	235	25.53%
915	62	62	42	0	2	106	106	311	34.08%
925	27	27	26	0	0	53	53	135	39.26%
935	13	13	7	0	0	20	20	56	35.71%
981	66	66	55	0	4	125	125	319	39.18%
982	0	0	0	0	0	0	0	0	0.00%
983	0	0	0	0	0	0	0	0	0.00%
Totals	43,343	43,343	31,430	2	644	75,419	75,419	217,858	34.62%

Canvass Results Report

Official Ballot Tally

Run Time 9:07 AM

Run Date 06/13/2022

Marion County, Oregon

May 17, 2022 Primary Election

5/17/2022

Page 193

Official Results

Registered Voters
75419 of 217858 = 34.62%

Precincts Reporting
117 of 117 = 100.00%

Judge of the Court of Appeals, Position 8 - NonPartisan - Vote for 1

Precinct	Ramón A Pagán	Cast Votes	Undervotes	Overvotes	Misc. write-in	Vote By Mail Ballots Cast	Total Ballots Cast	Registered Voters	Turnout Percentage
310	842	842	722	0	18	1,582	1,582	5,296	29.87%
311	99	99	65	0	1	165	165	362	45.58%
312	90	90	95	0	1	186	186	425	43.76%
313	0	0	0	0	0	0	0	0	0.00%
314	770	770	692	0	10	1,472	1,472	3,892	37.82%
320	101	101	69	0	2	172	172	768	22.40%
321	342	342	211	0	8	561	561	2,349	23.88%
322	471	471	297	1	11	780	780	3,483	22.39%
323	1,060	1,060	833	0	5	1,898	1,898	4,172	45.49%
324	15	15	11	0	0	26	26	203	12.81%
325	0	0	0	0	0	0	0	0	0.00%
326	122	122	108	0	0	230	230	393	58.52%
330	354	354	210	0	4	568	568	1,691	33.59%
331	903	903	625	0	6	1,534	1,534	3,836	39.99%
332	1,465	1,465	1,128	0	21	2,614	2,614	6,646	39.33%
333	298	298	210	0	2	510	510	1,763	28.93%
340	1,106	1,106	806	0	19	1,931	1,931	5,155	37.46%
341	411	411	295	0	10	716	716	1,716	41.72%
342	1,758	1,758	1,251	0	18	3,027	3,027	7,477	40.48%
343	262	262	201	0	4	467	467	1,089	42.88%

Canvass Results Report

Official Ballot Tally

Run Time 9:07 AM
Run Date 06/13/2022

Marion County, Oregon

May 17, 2022 Primary Election

5/17/2022

Page 194

Official Results

Registered Voters
75419 of 217858 = 34.62%

Precincts Reporting
117 of 117 = 100.00%

Judge of the Court of Appeals, Position 8 - NonPartisan - Vote for 1

Precinct	Ramón A Pagán	Cast Votes	Undervotes	Overvotes	Misc. write-in	Vote By Mail Ballots Cast	Total Ballots Cast	Registered Voters	Turnout Percentage
350	598	598	355	0	9	962	962	5,516	17.44%
351	200	200	117	0	2	319	319	1,431	22.29%
352	484	484	291	0	9	784	784	3,287	23.85%
353	28	28	21	0	0	49	49	182	26.92%
354	179	179	95	0	4	278	278	1,225	22.69%
355	10	10	6	0	0	16	16	108	14.81%
361	431	431	256	0	9	696	696	3,721	18.70%
362	511	511	265	0	11	787	787	3,103	25.36%
363	684	684	415	0	11	1,110	1,110	4,306	25.78%
370	1,506	1,506	1,185	0	16	2,707	2,707	5,137	52.70%
371	1,318	1,318	1,003	0	14	2,335	2,335	5,216	44.77%
372	1,164	1,164	689	0	12	1,865	1,865	4,908	38.00%
401	641	641	535	0	15	1,191	1,191	2,844	41.88%
402	1,219	1,219	908	0	13	2,140	2,140	5,389	39.71%
403	1,092	1,092	835	0	26	1,953	1,953	4,881	40.01%
404	883	883	580	0	11	1,474	1,474	4,400	33.50%
405	1,201	1,201	725	0	23	1,949	1,949	7,232	26.95%
406	200	200	168	0	5	373	373	1,388	26.87%
505	75	75	59	0	1	135	135	338	39.94%
515	144	144	92	0	5	241	241	687	35.08%

Canvass Results Report

Official Ballot Tally

Run Time 9:07 AM

Run Date 06/13/2022

Marion County, Oregon

May 17, 2022 Primary Election

5/17/2022

Page 195

Official Results

Registered Voters

75419 of 217858 = 34.62%

Precincts Reporting

117 of 117 = 100.00%

Judge of the Court of Appeals, Position 8 - NonPartisan - Vote for 1

Precinct	Ramón A Pagán	Cast Votes	Undervotes	Overvotes	Misc. write-in	Vote By Mail Ballots Cast	Total Ballots Cast	Registered Voters	Turnout Percentage
525	249	249	208	0	3	460	460	880	52.27%
535	294	294	221	0	8	523	523	1,973	26.51%
545	245	245	157	0	8	410	410	1,361	30.12%
555	464	464	343	0	9	816	816	2,237	36.48%
577	143	143	132	0	2	277	277	619	44.75%
579	59	59	49	0	3	111	111	221	50.23%
580	257	257	201	0	6	464	464	1,105	41.99%
581	547	547	463	0	2	1,012	1,012	3,012	33.60%
582	258	258	249	0	6	513	513	1,330	38.57%
583	248	248	270	0	6	524	524	1,398	37.48%
584	1	1	4	0	0	5	5	27	18.52%
586	102	102	84	0	0	186	186	447	41.61%
587	19	19	26	0	2	47	47	89	52.81%
588	2	2	0	0	0	2	2	17	11.76%
589	6	6	12	0	2	20	20	47	42.55%
590	191	191	235	0	2	428	428	963	44.44%
591	122	122	81	0	1	204	204	827	24.67%
592	35	35	45	0	1	81	81	161	50.31%
593	4	4	13	0	0	17	17	71	23.94%
594	58	58	42	0	0	100	100	384	26.04%

Canvass Results Report

Official Ballot Tally

Run Time 9:07 AM

Run Date 06/13/2022

Marion County, Oregon

May 17, 2022 Primary Election

5/17/2022

Page 196

Official Results

Registered Voters

75419 of 217858 = 34.62%

Precincts Reporting

117 of 117 = 100.00%

Judge of the Court of Appeals, Position 8 - NonPartisan - Vote for 1

Precinct	Ramón A Pagán	Cast Votes	Undervotes	Overvotes	Misc. write-in	Vote By Mail Ballots Cast	Total Ballots Cast	Registered Voters	Turnout Percentage
615	59	59	33	0	0	92	92	288	31.94%
625	633	633	477	0	5	1,115	1,115	3,212	34.71%
635	985	985	816	0	15	1,816	1,816	4,226	42.97%
645	660	660	570	0	10	1,240	1,240	2,431	51.01%
655	1,116	1,116	858	0	28	2,002	2,002	5,729	34.95%
673	477	477	298	0	10	785	785	3,325	23.61%
674	280	280	299	0	8	587	587	1,374	42.72%
676	113	113	117	0	6	236	236	476	49.58%
677	84	84	62	0	0	146	146	376	38.83%
678	72	72	50	0	1	123	123	386	31.87%
679	310	310	299	0	6	615	615	1,308	47.02%
680	66	66	90	0	3	159	159	360	44.17%
681	417	417	359	0	8	784	784	1,841	42.59%
682	816	816	687	0	15	1,518	1,518	3,464	43.82%
683	318	318	299	0	6	623	623	1,358	45.88%
684	126	126	87	0	2	215	215	515	41.75%
686	45	45	49	0	0	94	94	203	46.31%
687	32	32	22	0	0	54	54	126	42.86%
688	131	131	134	0	6	271	271	610	44.43%
689	0	0	6	0	0	6	6	14	42.86%

Canvass Results Report

Official Ballot Tally

Run Time 9:07 AM

Run Date 06/13/2022

Marion County, Oregon

May 17, 2022 Primary Election

5/17/2022

Page 197

Official Results

Registered Voters

75419 of 217858 = 34.62%

Precincts Reporting

117 of 117 = 100.00%

Judge of the Court of Appeals, Position 8 - NonPartisan - Vote for 1

Precinct	Ramón A Pagán	Cast Votes	Undervotes	Overvotes	Misc. write-in	Vote By Mail Ballots Cast	Total Ballots Cast	Registered Voters	Turnout Percentage
690	744	744	401	0	6	1,151	1,151	5,406	21.29%
691	996	996	701	0	13	1,710	1,710	5,632	30.36%
692	8	8	18	0	0	26	26	71	36.62%
694	1	1	2	0	0	3	3	3	100.00%
696	13	13	17	0	0	30	30	184	16.30%
697	936	936	433	0	13	1,382	1,382	5,693	24.28%
698	265	265	270	0	2	537	537	1,340	40.07%
699	0	0	0	0	0	0	0	2	0.00%
705	470	470	339	0	9	818	818	2,144	38.15%
715	509	509	292	0	8	809	809	2,877	28.12%
725	359	359	243	0	3	605	605	2,242	26.98%
779	345	345	333	0	5	683	683	1,470	46.46%
780	351	351	286	0	5	642	642	1,317	48.75%
781	155	155	153	0	2	310	310	635	48.82%
782	25	25	28	0	0	53	53	119	44.54%
783	154	154	138	1	1	294	294	660	44.55%
784	52	52	39	0	1	92	92	242	38.02%
786	47	47	60	0	0	107	107	286	37.41%
787	455	455	397	0	10	862	862	1,863	46.27%
788	382	382	329	0	8	719	719	1,865	38.55%

Canvass Results Report

Official Ballot Tally

Run Time 9:07 AM

Run Date 06/13/2022

Marion County, Oregon

May 17, 2022 Primary Election

5/17/2022

Page 198

Official Results

Registered Voters

75419 of 217858 = 34.62%

Precincts Reporting

117 of 117 = 100.00%

Judge of the Court of Appeals, Position 8 - NonPartisan - Vote for 1

Precinct	Ramón A Pagán	Cast Votes	Undervotes	Overvotes	Misc. write-in	Vote By Mail Ballots Cast	Total Ballots Cast	Registered Voters	Turnout Percentage
789	631	631	616	0	16	1,263	1,263	3,232	39.08%
790	56	56	72	0	7	135	135	356	37.92%
791	226	226	200	0	8	434	434	1,285	33.77%
792	12	12	14	0	0	26	26	62	41.94%
815	301	301	148	0	3	452	452	2,009	22.50%
825	212	212	128	0	1	341	341	1,681	20.29%
835	379	379	226	0	3	608	608	1,831	33.21%
845	792	792	468	0	11	1,271	1,271	2,925	43.45%
855	523	523	369	0	8	900	900	2,819	31.93%
865	205	205	101	0	2	308	308	1,745	17.65%
905	31	31	29	0	0	60	60	235	25.53%
915	64	64	41	0	1	106	106	311	34.08%
925	26	26	27	0	0	53	53	135	39.26%
935	13	13	7	0	0	20	20	56	35.71%
981	65	65	54	0	6	125	125	319	39.18%
982	0	0	0	0	0	0	0	0	0.00%
983	0	0	0	0	0	0	0	0	0.00%
Totals	42,884	42,884	31,855	2	678	75,419	75,419	217,858	34.62%

Canvass Results Report

Official Ballot Tally

Run Time 9:07 AM

Run Date 06/13/2022

Marion County, Oregon

May 17, 2022 Primary Election

5/17/2022

Page 199

Official Results

Registered Voters

75419 of 217858 = 34.62%

Precincts Reporting

117 of 117 = 100.00%

Judge of the Circuit Court, 3rd District, Position 1 - NonPartisan - Vote for 1

Precinct	Channing Bennett	Cast Votes	Undervotes	Overvotes	Misc. write-in	Vote By Mail Ballots Cast	Total Ballots Cast	Registered Voters	Turnout Percentage
310	847	847	718	0	17	1,582	1,582	5,296	29.87%
311	97	97	68	0	0	165	165	362	45.58%
312	94	94	92	0	0	186	186	425	43.76%
313	0	0	0	0	0	0	0	0	0.00%
314	770	770	689	0	13	1,472	1,472	3,892	37.82%
320	101	101	71	0	0	172	172	768	22.40%
321	347	347	206	0	8	561	561	2,349	23.88%
322	476	476	292	1	11	780	780	3,483	22.39%
323	1,061	1,061	829	0	8	1,898	1,898	4,172	45.49%
324	15	15	11	0	0	26	26	203	12.81%
325	0	0	0	0	0	0	0	0	0.00%
326	125	125	105	0	0	230	230	393	58.52%
330	356	356	207	0	5	568	568	1,691	33.59%
331	911	911	616	0	7	1,534	1,534	3,836	39.99%
332	1,486	1,486	1,109	0	19	2,614	2,614	6,646	39.33%
333	303	303	205	0	2	510	510	1,763	28.93%
340	1,116	1,116	794	0	21	1,931	1,931	5,155	37.46%
341	421	421	287	0	8	716	716	1,716	41.72%
342	1,792	1,792	1,221	0	14	3,027	3,027	7,477	40.48%
343	268	268	195	0	4	467	467	1,089	42.88%

Canvass Results Report

Official Ballot Tally

Run Time 9:07 AM

Run Date 06/13/2022

Marion County, Oregon

May 17, 2022 Primary Election

5/17/2022

Page 200

Official Results

Registered Voters

75419 of 217858 = 34.62%

Precincts Reporting

117 of 117 = 100.00%

Judge of the Circuit Court, 3rd District, Position 1 - NonPartisan - Vote for 1

Precinct	Channing Bennett	Cast Votes	Undervotes	Overvotes	Misc. write-in	Vote By Mail Ballots Cast	Total Ballots Cast	Registered Voters	Turnout Percentage
350	602	602	352	0	8	962	962	5,516	17.44%
351	199	199	115	0	5	319	319	1,431	22.29%
352	488	488	287	0	9	784	784	3,287	23.85%
353	30	30	19	0	0	49	49	182	26.92%
354	182	182	92	0	4	278	278	1,225	22.69%
355	10	10	6	0	0	16	16	108	14.81%
361	430	430	256	0	10	696	696	3,721	18.70%
362	520	520	262	0	5	787	787	3,103	25.36%
363	693	693	407	0	10	1,110	1,110	4,306	25.78%
370	1,554	1,554	1,134	0	19	2,707	2,707	5,137	52.70%
371	1,338	1,338	982	0	15	2,335	2,335	5,216	44.77%
372	1,176	1,176	676	0	13	1,865	1,865	4,908	38.00%
401	647	647	528	0	16	1,191	1,191	2,844	41.88%
402	1,230	1,230	899	0	11	2,140	2,140	5,389	39.71%
403	1,121	1,121	811	0	21	1,953	1,953	4,881	40.01%
404	894	894	570	0	10	1,474	1,474	4,400	33.50%
405	1,208	1,208	720	0	21	1,949	1,949	7,232	26.95%
406	205	205	163	0	5	373	373	1,388	26.87%
505	78	78	56	0	1	135	135	338	39.94%
515	141	141	96	0	4	241	241	687	35.08%

Canvass Results Report

Official Ballot Tally

Run Time 9:07 AM

Run Date 06/13/2022

Marion County, Oregon

May 17, 2022 Primary Election

5/17/2022

Page 201

Official Results

Registered Voters

75419 of 217858 = 34.62%

Precincts Reporting

117 of 117 = 100.00%

Judge of the Circuit Court, 3rd District, Position 1 - NonPartisan - Vote for 1

Precinct	Channing Bennett	Cast Votes	Undervotes	Overvotes	Misc. write-in	Vote By Mail Ballots Cast	Total Ballots Cast	Registered Voters	Turnout Percentage
525	250	250	208	0	2	460	460	880	52.27%
535	296	296	219	0	8	523	523	1,973	26.51%
545	244	244	157	0	9	410	410	1,361	30.12%
555	470	470	340	0	6	816	816	2,237	36.48%
577	141	141	134	0	2	277	277	619	44.75%
579	60	60	48	0	3	111	111	221	50.23%
580	271	271	190	0	3	464	464	1,105	41.99%
581	555	555	455	0	2	1,012	1,012	3,012	33.60%
582	263	263	244	0	6	513	513	1,330	38.57%
583	251	251	263	0	10	524	524	1,398	37.48%
584	1	1	4	0	0	5	5	27	18.52%
586	106	106	80	0	0	186	186	447	41.61%
587	19	19	26	0	2	47	47	89	52.81%
588	2	2	0	0	0	2	2	17	11.76%
589	7	7	11	0	2	20	20	47	42.55%
590	198	198	227	0	3	428	428	963	44.44%
591	125	125	78	0	1	204	204	827	24.67%
592	40	40	40	0	1	81	81	161	50.31%
593	4	4	13	0	0	17	17	71	23.94%
594	60	60	40	0	0	100	100	384	26.04%

Canvass Results Report

Official Ballot Tally

Run Time 9:07 AM
Run Date 06/13/2022

Marion County, Oregon

May 17, 2022 Primary Election

5/17/2022

Page 202

Official Results

Registered Voters
75419 of 217858 = 34.62%

Precincts Reporting
117 of 117 = 100.00%

Judge of the Circuit Court, 3rd District, Position 1 - NonPartisan - Vote for 1

Precinct	Channing Bennett	Cast Votes	Undervotes	Overvotes	Misc. write-in	Vote By Mail Ballots Cast	Total Ballots Cast	Registered Voters	Turnout Percentage
615	61	61	31	0	0	92	92	288	31.94%
625	643	643	466	0	6	1,115	1,115	3,212	34.71%
635	995	995	807	0	14	1,816	1,816	4,226	42.97%
645	671	671	561	0	8	1,240	1,240	2,431	51.01%
655	1,128	1,128	848	0	26	2,002	2,002	5,729	34.95%
673	481	481	299	0	5	785	785	3,325	23.61%
674	295	295	284	0	8	587	587	1,374	42.72%
676	124	124	109	0	3	236	236	476	49.58%
677	84	84	62	0	0	146	146	376	38.83%
678	73	73	49	0	1	123	123	386	31.87%
679	323	323	288	0	4	615	615	1,308	47.02%
680	70	70	85	0	4	159	159	360	44.17%
681	427	427	350	0	7	784	784	1,841	42.59%
682	850	850	659	0	9	1,518	1,518	3,464	43.82%
683	333	333	286	0	4	623	623	1,358	45.88%
684	126	126	88	0	1	215	215	515	41.75%
686	45	45	49	0	0	94	94	203	46.31%
687	32	32	22	0	0	54	54	126	42.86%
688	138	138	133	0	0	271	271	610	44.43%
689	0	0	6	0	0	6	6	14	42.86%

Canvass Results Report

Official Ballot Tally

Run Time 9:07 AM
Run Date 06/13/2022

Marion County, Oregon

May 17, 2022 Primary Election

5/17/2022

Page 203

Official Results

Registered Voters
75419 of 217858 = 34.62%

Precincts Reporting
117 of 117 = 100.00%

Judge of the Circuit Court, 3rd District, Position 1 - NonPartisan - Vote for 1

Precinct	Channing Bennett	Cast Votes	Undervotes	Overvotes	Misc. write-in	Vote By Mail Ballots Cast	Total Ballots Cast	Registered Voters	Turnout Percentage
690	755	755	389	0	7	1,151	1,151	5,406	21.29%
691	1,006	1,006	691	0	13	1,710	1,710	5,632	30.36%
692	9	9	17	0	0	26	26	71	36.62%
694	1	1	2	0	0	3	3	3	100.00%
696	14	14	16	0	0	30	30	184	16.30%
697	934	934	435	0	13	1,382	1,382	5,693	24.28%
698	270	270	265	0	2	537	537	1,340	40.07%
699	0	0	0	0	0	0	0	2	0.00%
705	475	475	334	0	9	818	818	2,144	38.15%
715	514	514	288	0	7	809	809	2,877	28.12%
725	363	363	239	0	3	605	605	2,242	26.98%
779	358	358	320	0	5	683	683	1,470	46.46%
780	380	380	257	0	5	642	642	1,317	48.75%
781	150	150	159	0	1	310	310	635	48.82%
782	25	25	28	0	0	53	53	119	44.54%
783	164	164	128	0	2	294	294	660	44.55%
784	52	52	39	0	1	92	92	242	38.02%
786	48	48	59	0	0	107	107	286	37.41%
787	452	452	402	0	8	862	862	1,863	46.27%
788	396	396	318	0	5	719	719	1,865	38.55%

Canvass Results Report

Official Ballot Tally

Run Time 9:07 AM

Run Date 06/13/2022

Marion County, Oregon

May 17, 2022 Primary Election

5/17/2022

Page 204

Official Results

Registered Voters

75419 of 217858 = 34.62%

Precincts Reporting

117 of 117 = 100.00%

Judge of the Circuit Court, 3rd District, Position 1 - NonPartisan - Vote for 1

Precinct	Channing Bennett	Cast Votes	Undervotes	Overvotes	Misc. write-in	Vote By Mail Ballots Cast	Total Ballots Cast	Registered Voters	Turnout Percentage
789	651	651	598	0	14	1,263	1,263	3,232	39.08%
790	58	58	71	0	6	135	135	356	37.92%
791	229	229	198	0	7	434	434	1,285	33.77%
792	12	12	12	0	2	26	26	62	41.94%
815	303	303	143	0	6	452	452	2,009	22.50%
825	212	212	127	0	2	341	341	1,681	20.29%
835	383	383	224	0	1	608	608	1,831	33.21%
845	788	788	472	0	11	1,271	1,271	2,925	43.45%
855	528	528	364	0	8	900	900	2,819	31.93%
865	200	200	106	0	2	308	308	1,745	17.65%
905	30	30	30	0	0	60	60	235	25.53%
915	63	63	41	0	2	106	106	311	34.08%
925	27	27	26	0	0	53	53	135	39.26%
935	13	13	7	0	0	20	20	56	35.71%
981	63	63	57	0	5	125	125	319	39.18%
982	0	0	0	0	0	0	0	0	0.00%
983	0	0	0	0	0	0	0	0	0.00%
Totals	43,520	43,520	31,267	1	631	75,419	75,419	217,858	34.62%

Canvass Results Report

Official Ballot Tally

Run Time 9:07 AM

Run Date 06/13/2022

Marion County, Oregon

May 17, 2022 Primary Election

5/17/2022

Page 205

Official Results

Registered Voters
75419 of 217858 = 34.62%

Precincts Reporting
117 of 117 = 100.00%

Judge of the Circuit Court, 3rd District, Position 4 - NonPartisan - Vote for 1

Precinct	Jodie A Bureta	Cast Votes	Undervotes	Overvotes	Misc. write-in	Vote By Mail Ballots Cast	Total Ballots Cast	Registered Voters	Turnout Percentage
310	813	813	752	0	17	1,582	1,582	5,296	29.87%
311	96	96	68	0	1	165	165	362	45.58%
312	86	86	100	0	0	186	186	425	43.76%
313	0	0	0	0	0	0	0	0	0.00%
314	747	747	713	0	12	1,472	1,472	3,892	37.82%
320	100	100	71	0	1	172	172	768	22.40%
321	341	341	212	0	8	561	561	2,349	23.88%
322	471	471	297	1	11	780	780	3,483	22.39%
323	1,024	1,024	869	0	5	1,898	1,898	4,172	45.49%
324	15	15	11	0	0	26	26	203	12.81%
325	0	0	0	0	0	0	0	0	0.00%
326	123	123	107	0	0	230	230	393	58.52%
330	343	343	220	0	5	568	568	1,691	33.59%
331	885	885	642	0	7	1,534	1,534	3,836	39.99%
332	1,448	1,448	1,144	0	22	2,614	2,614	6,646	39.33%
333	296	296	211	0	3	510	510	1,763	28.93%
340	1,092	1,092	820	0	19	1,931	1,931	5,155	37.46%
341	408	408	300	0	8	716	716	1,716	41.72%
342	1,741	1,741	1,275	0	11	3,027	3,027	7,477	40.48%
343	261	261	202	0	4	467	467	1,089	42.88%

Canvass Results Report

Official Ballot Tally

Run Time 9:07 AM

Run Date 06/13/2022

Marion County, Oregon

May 17, 2022 Primary Election

5/17/2022

Page 206

Official Results

Registered Voters
75419 of 217858 = 34.62%

Precincts Reporting
117 of 117 = 100.00%

Judge of the Circuit Court, 3rd District, Position 4 - NonPartisan - Vote for 1

Precinct	Jodie A Bureta	Cast Votes	Undervotes	Overvotes	Misc. write-in	Vote By Mail Ballots Cast	Total Ballots Cast	Registered Voters	Turnout Percentage
350	587	587	367	0	8	962	962	5,516	17.44%
351	197	197	120	0	2	319	319	1,431	22.29%
352	481	481	295	0	8	784	784	3,287	23.85%
353	28	28	21	0	0	49	49	182	26.92%
354	178	178	97	0	3	278	278	1,225	22.69%
355	10	10	6	0	0	16	16	108	14.81%
361	419	419	269	0	8	696	696	3,721	18.70%
362	508	508	275	0	4	787	787	3,103	25.36%
363	677	677	423	0	10	1,110	1,110	4,306	25.78%
370	1,487	1,487	1,210	0	10	2,707	2,707	5,137	52.70%
371	1,286	1,286	1,032	0	17	2,335	2,335	5,216	44.77%
372	1,143	1,143	710	0	12	1,865	1,865	4,908	38.00%
401	634	634	541	0	16	1,191	1,191	2,844	41.88%
402	1,194	1,194	932	0	14	2,140	2,140	5,389	39.71%
403	1,071	1,071	858	0	24	1,953	1,953	4,881	40.01%
404	872	872	591	0	11	1,474	1,474	4,400	33.50%
405	1,188	1,188	744	0	17	1,949	1,949	7,232	26.95%
406	198	198	170	0	5	373	373	1,388	26.87%
505	77	77	58	0	0	135	135	338	39.94%
515	140	140	100	0	1	241	241	687	35.08%

Canvass Results Report

Official Ballot Tally

Run Time 9:07 AM

Run Date 06/13/2022

Marion County, Oregon

May 17, 2022 Primary Election

5/17/2022

Page 207

Official Results

Registered Voters

75419 of 217858 = 34.62%

Precincts Reporting

117 of 117 = 100.00%

Judge of the Circuit Court, 3rd District, Position 4 - NonPartisan - Vote for 1

Precinct	Jodie A Bureta	Cast Votes	Undervotes	Overvotes	Misc. write-in	Vote By Mail Ballots Cast	Total Ballots Cast	Registered Voters	Turnout Percentage
525	248	248	210	0	2	460	460	880	52.27%
535	290	290	226	0	7	523	523	1,973	26.51%
545	236	236	166	0	8	410	410	1,361	30.12%
555	461	461	347	0	8	816	816	2,237	36.48%
577	140	140	135	0	2	277	277	619	44.75%
579	58	58	50	0	3	111	111	221	50.23%
580	261	261	198	0	5	464	464	1,105	41.99%
581	548	548	462	0	2	1,012	1,012	3,012	33.60%
582	258	258	250	0	5	513	513	1,330	38.57%
583	246	246	269	0	9	524	524	1,398	37.48%
584	1	1	4	0	0	5	5	27	18.52%
586	101	101	85	0	0	186	186	447	41.61%
587	21	21	26	0	0	47	47	89	52.81%
588	2	2	0	0	0	2	2	17	11.76%
589	7	7	11	0	2	20	20	47	42.55%
590	196	196	229	0	3	428	428	963	44.44%
591	124	124	80	0	0	204	204	827	24.67%
592	39	39	41	0	1	81	81	161	50.31%
593	4	4	13	0	0	17	17	71	23.94%
594	60	60	40	0	0	100	100	384	26.04%

Canvass Results Report

Official Ballot Tally

Run Time 9:07 AM

Run Date 06/13/2022

Marion County, Oregon

May 17, 2022 Primary Election

5/17/2022

Page 208

Official Results

Registered Voters

75419 of 217858 = 34.62%

Precincts Reporting

117 of 117 = 100.00%

Judge of the Circuit Court, 3rd District, Position 4 - NonPartisan - Vote for 1

Precinct	Jodie A Bureta	Cast Votes	Undervotes	Overvotes	Misc. write-in	Vote By Mail Ballots Cast	Total Ballots Cast	Registered Voters	Turnout Percentage
615	60	60	32	0	0	92	92	288	31.94%
625	603	603	508	0	4	1,115	1,115	3,212	34.71%
635	953	953	847	0	16	1,816	1,816	4,226	42.97%
645	657	657	573	0	10	1,240	1,240	2,431	51.01%
655	1,091	1,091	884	0	27	2,002	2,002	5,729	34.95%
673	469	469	310	0	6	785	785	3,325	23.61%
674	286	286	292	0	9	587	587	1,374	42.72%
676	116	116	115	0	5	236	236	476	49.58%
677	83	83	63	0	0	146	146	376	38.83%
678	71	71	50	0	2	123	123	386	31.87%
679	311	311	299	0	5	615	615	1,308	47.02%
680	63	63	93	0	3	159	159	360	44.17%
681	410	410	367	0	7	784	784	1,841	42.59%
682	825	825	681	0	12	1,518	1,518	3,464	43.82%
683	313	313	305	0	5	623	623	1,358	45.88%
684	124	124	91	0	0	215	215	515	41.75%
686	45	45	49	0	0	94	94	203	46.31%
687	31	31	23	0	0	54	54	126	42.86%
688	133	133	137	0	1	271	271	610	44.43%
689	0	0	6	0	0	6	6	14	42.86%

Canvass Results Report

Official Ballot Tally

Run Time 9:07 AM
Run Date 06/13/2022

Marion County, Oregon

May 17, 2022 Primary Election

5/17/2022

Page 209

Official Results

Registered Voters
75419 of 217858 = 34.62%

Precincts Reporting
117 of 117 = 100.00%

Judge of the Circuit Court, 3rd District, Position 4 - NonPartisan - Vote for 1

Precinct	Jodie A Bureta	Cast Votes	Undervotes	Overvotes	Misc. write-in	Vote By Mail Ballots Cast	Total Ballots Cast	Registered Voters	Turnout Percentage
690	742	742	404	0	5	1,151	1,151	5,406	21.29%
691	983	983	716	0	11	1,710	1,710	5,632	30.36%
692	9	9	17	0	0	26	26	71	36.62%
694	1	1	2	0	0	3	3	3	100.00%
696	13	13	17	0	0	30	30	184	16.30%
697	930	930	439	0	13	1,382	1,382	5,693	24.28%
698	259	259	277	0	1	537	537	1,340	40.07%
699	0	0	0	0	0	0	0	2	0.00%
705	463	463	346	0	9	818	818	2,144	38.15%
715	502	502	299	0	8	809	809	2,877	28.12%
725	352	352	248	0	5	605	605	2,242	26.98%
779	345	345	330	0	8	683	683	1,470	46.46%
780	346	346	291	0	5	642	642	1,317	48.75%
781	150	150	159	0	1	310	310	635	48.82%
782	23	23	30	0	0	53	53	119	44.54%
783	154	154	138	0	2	294	294	660	44.55%
784	51	51	40	0	1	92	92	242	38.02%
786	46	46	61	0	0	107	107	286	37.41%
787	439	439	415	0	8	862	862	1,863	46.27%
788	377	377	338	0	4	719	719	1,865	38.55%

Canvass Results Report

Official Ballot Tally

Run Time 9:07 AM
Run Date 06/13/2022

Marion County, Oregon

May 17, 2022 Primary Election

5/17/2022

Page 210

Official Results

Registered Voters
75419 of 217858 = 34.62%

Precincts Reporting
117 of 117 = 100.00%

Judge of the Circuit Court, 3rd District, Position 4 - NonPartisan - Vote for 1

Precinct	Jodie A Bureta	Cast Votes	Undervotes	Overvotes	Misc. write-in	Vote By Mail Ballots Cast	Total Ballots Cast	Registered Voters	Turnout Percentage
789	631	631	617	0	15	1,263	1,263	3,232	39.08%
790	55	55	74	0	6	135	135	356	37.92%
791	226	226	201	0	7	434	434	1,285	33.77%
792	12	12	14	0	0	26	26	62	41.94%
815	291	291	157	0	4	452	452	2,009	22.50%
825	205	205	135	0	1	341	341	1,681	20.29%
835	365	365	240	0	3	608	608	1,831	33.21%
845	773	773	488	0	10	1,271	1,271	2,925	43.45%
855	508	508	383	0	9	900	900	2,819	31.93%
865	198	198	108	0	2	308	308	1,745	17.65%
905	30	30	30	0	0	60	60	235	25.53%
915	63	63	41	0	2	106	106	311	34.08%
925	27	27	26	0	0	53	53	135	39.26%
935	13	13	7	0	0	20	20	56	35.71%
981	63	63	57	0	5	125	125	319	39.18%
982	0	0	0	0	0	0	0	0	0.00%
983	0	0	0	0	0	0	0	0	0.00%
Totals	42,255	42,255	32,545	1	618	75,419	75,419	217,858	34.62%

Canvass Results Report

Official Ballot Tally

Run Time 9:07 AM

Run Date 06/13/2022

Marion County, Oregon

May 17, 2022 Primary Election

5/17/2022

Page 211

Official Results

Registered Voters

75419 of 217858 = 34.62%

Precincts Reporting

117 of 117 = 100.00%

Judge of the Circuit Court, 3rd District, Position 6 - NonPartisan - Vote for 1

Precinct	James (Jim) Edmonds	Cast Votes	Undervotes	Overvotes	Misc. write-in	Vote By Mail Ballots Cast	Total Ballots Cast	Registered Voters	Turnout Percentage
310	829	829	741	0	12	1,582	1,582	5,296	29.87%
311	97	97	68	0	0	165	165	362	45.58%
312	88	88	98	0	0	186	186	425	43.76%
313	0	0	0	0	0	0	0	0	0.00%
314	756	756	703	0	13	1,472	1,472	3,892	37.82%
320	101	101	70	0	1	172	172	768	22.40%
321	341	341	214	0	6	561	561	2,349	23.88%
322	482	482	291	1	6	780	780	3,483	22.39%
323	1,054	1,054	842	0	2	1,898	1,898	4,172	45.49%
324	14	14	12	0	0	26	26	203	12.81%
325	0	0	0	0	0	0	0	0	0.00%
326	125	125	105	0	0	230	230	393	58.52%
330	348	348	219	0	1	568	568	1,691	33.59%
331	891	891	638	0	5	1,534	1,534	3,836	39.99%
332	1,480	1,480	1,124	0	10	2,614	2,614	6,646	39.33%
333	305	305	202	0	3	510	510	1,763	28.93%
340	1,110	1,110	811	0	10	1,931	1,931	5,155	37.46%
341	422	422	286	0	8	716	716	1,716	41.72%
342	1,746	1,746	1,273	0	8	3,027	3,027	7,477	40.48%
343	266	266	198	0	3	467	467	1,089	42.88%

Canvass Results Report

Official Ballot Tally

Run Time 9:07 AM

Run Date 06/13/2022

Marion County, Oregon

May 17, 2022 Primary Election

5/17/2022

Page 212

Official Results

Registered Voters

75419 of 217858 = 34.62%

Precincts Reporting

117 of 117 = 100.00%

Judge of the Circuit Court, 3rd District, Position 6 - NonPartisan - Vote for 1

Precinct	James (Jim) Edmonds	Cast Votes	Undervotes	Overvotes	Misc. write-in	Vote By Mail Ballots Cast	Total Ballots Cast	Registered Voters	Turnout Percentage
350	591	591	365	0	6	962	962	5,516	17.44%
351	202	202	116	0	1	319	319	1,431	22.29%
352	482	482	295	0	7	784	784	3,287	23.85%
353	27	27	22	0	0	49	49	182	26.92%
354	179	179	97	0	2	278	278	1,225	22.69%
355	10	10	6	0	0	16	16	108	14.81%
361	426	426	263	0	7	696	696	3,721	18.70%
362	500	500	284	0	3	787	787	3,103	25.36%
363	663	663	437	0	10	1,110	1,110	4,306	25.78%
370	1,546	1,546	1,148	0	13	2,707	2,707	5,137	52.70%
371	1,326	1,326	998	0	11	2,335	2,335	5,216	44.77%
372	1,147	1,147	707	0	11	1,865	1,865	4,908	38.00%
401	644	644	533	0	14	1,191	1,191	2,844	41.88%
402	1,212	1,212	917	0	11	2,140	2,140	5,389	39.71%
403	1,114	1,114	823	0	16	1,953	1,953	4,881	40.01%
404	882	882	581	0	11	1,474	1,474	4,400	33.50%
405	1,201	1,201	729	0	19	1,949	1,949	7,232	26.95%
406	206	206	163	0	4	373	373	1,388	26.87%
505	79	79	56	0	0	135	135	338	39.94%
515	144	144	95	0	2	241	241	687	35.08%

Canvass Results Report

Official Ballot Tally

Run Time 9:07 AM

Run Date 06/13/2022

Marion County, Oregon

May 17, 2022 Primary Election

5/17/2022

Page 213

Official Results

Registered Voters
75419 of 217858 = 34.62%

Precincts Reporting
117 of 117 = 100.00%

Judge of the Circuit Court, 3rd District, Position 6 - NonPartisan - Vote for 1

Precinct	James (Jim) Edmonds	Cast Votes	Undervotes	Overvotes	Misc. write-in	Vote By Mail Ballots Cast	Total Ballots Cast	Registered Voters	Turnout Percentage
525	245	245	213	0	2	460	460	880	52.27%
535	290	290	227	0	6	523	523	1,973	26.51%
545	247	247	158	0	5	410	410	1,361	30.12%
555	457	457	353	0	6	816	816	2,237	36.48%
577	141	141	136	0	0	277	277	619	44.75%
579	61	61	47	0	3	111	111	221	50.23%
580	266	266	197	0	1	464	464	1,105	41.99%
581	537	537	474	0	1	1,012	1,012	3,012	33.60%
582	254	254	255	0	4	513	513	1,330	38.57%
583	252	252	263	0	9	524	524	1,398	37.48%
584	1	1	4	0	0	5	5	27	18.52%
586	98	98	88	0	0	186	186	447	41.61%
587	23	23	24	0	0	47	47	89	52.81%
588	2	2	0	0	0	2	2	17	11.76%
589	8	8	10	0	2	20	20	47	42.55%
590	196	196	232	0	0	428	428	963	44.44%
591	122	122	82	0	0	204	204	827	24.67%
592	37	37	44	0	0	81	81	161	50.31%
593	4	4	13	0	0	17	17	71	23.94%
594	60	60	40	0	0	100	100	384	26.04%

Canvass Results Report

Official Ballot Tally

Run Time 9:07 AM

Run Date 06/13/2022

Marion County, Oregon

May 17, 2022 Primary Election

5/17/2022

Page 214

Official Results

Registered Voters

75419 of 217858 = 34.62%

Precincts Reporting

117 of 117 = 100.00%

Judge of the Circuit Court, 3rd District, Position 6 - NonPartisan - Vote for 1

Precinct	James (Jim) Edmonds	Cast Votes	Undervotes	Overvotes	Misc. write-in	Vote By Mail Ballots Cast	Total Ballots Cast	Registered Voters	Turnout Percentage
615	58	58	34	0	0	92	92	288	31.94%
625	639	639	474	0	2	1,115	1,115	3,212	34.71%
635	959	959	843	0	14	1,816	1,816	4,226	42.97%
645	662	662	572	0	6	1,240	1,240	2,431	51.01%
655	1,111	1,111	867	0	24	2,002	2,002	5,729	34.95%
673	473	473	305	0	7	785	785	3,325	23.61%
674	284	284	295	0	8	587	587	1,374	42.72%
676	120	120	113	0	3	236	236	476	49.58%
677	82	82	64	0	0	146	146	376	38.83%
678	71	71	51	0	1	123	123	386	31.87%
679	316	316	295	0	4	615	615	1,308	47.02%
680	69	69	87	0	3	159	159	360	44.17%
681	424	424	354	0	6	784	784	1,841	42.59%
682	837	837	675	0	6	1,518	1,518	3,464	43.82%
683	318	318	302	0	3	623	623	1,358	45.88%
684	124	124	91	0	0	215	215	515	41.75%
686	45	45	49	0	0	94	94	203	46.31%
687	31	31	23	0	0	54	54	126	42.86%
688	137	137	134	0	0	271	271	610	44.43%
689	0	0	6	0	0	6	6	14	42.86%

Canvass Results Report

Official Ballot Tally

Run Time 9:07 AM

Run Date 06/13/2022

Marion County, Oregon

May 17, 2022 Primary Election

5/17/2022

Page 215

Official Results

Registered Voters

75419 of 217858 = 34.62%

Precincts Reporting

117 of 117 = 100.00%

Judge of the Circuit Court, 3rd District, Position 6 - NonPartisan - Vote for 1

Precinct	James (Jim) Edmonds	Cast Votes	Undervotes	Overvotes	Misc. write-in	Vote By Mail Ballots Cast	Total Ballots Cast	Registered Voters	Turnout Percentage
690	754	754	393	0	4	1,151	1,151	5,406	21.29%
691	976	976	719	0	15	1,710	1,710	5,632	30.36%
692	9	9	17	0	0	26	26	71	36.62%
694	1	1	2	0	0	3	3	3	100.00%
696	14	14	16	0	0	30	30	184	16.30%
697	931	931	438	0	13	1,382	1,382	5,693	24.28%
698	271	271	265	0	1	537	537	1,340	40.07%
699	0	0	0	0	0	0	0	2	0.00%
705	471	471	342	0	5	818	818	2,144	38.15%
715	513	513	290	0	6	809	809	2,877	28.12%
725	362	362	241	0	2	605	605	2,242	26.98%
779	353	353	325	0	5	683	683	1,470	46.46%
780	369	369	268	0	5	642	642	1,317	48.75%
781	154	154	155	0	1	310	310	635	48.82%
782	24	24	28	0	1	53	53	119	44.54%
783	161	161	133	0	0	294	294	660	44.55%
784	51	51	40	0	1	92	92	242	38.02%
786	45	45	62	0	0	107	107	286	37.41%
787	449	449	407	0	6	862	862	1,863	46.27%
788	388	388	326	0	5	719	719	1,865	38.55%

Canvass Results Report

Official Ballot Tally

Run Time 9:07 AM

Run Date 06/13/2022

Marion County, Oregon

May 17, 2022 Primary Election

5/17/2022

Page 216

Official Results

Registered Voters

75419 of 217858 = 34.62%

Precincts Reporting

117 of 117 = 100.00%

Judge of the Circuit Court, 3rd District, Position 6 - NonPartisan - Vote for 1

Precinct	James (Jim) Edmonds	Cast Votes	Undervotes	Overvotes	Misc. write-in	Vote By Mail Ballots Cast	Total Ballots Cast	Registered Voters	Turnout Percentage
789	645	645	607	0	11	1,263	1,263	3,232	39.08%
790	57	57	72	0	6	135	135	356	37.92%
791	228	228	199	0	7	434	434	1,285	33.77%
792	12	12	14	0	0	26	26	62	41.94%
815	290	290	158	0	4	452	452	2,009	22.50%
825	206	206	134	0	1	341	341	1,681	20.29%
835	371	371	237	0	0	608	608	1,831	33.21%
845	791	791	472	0	8	1,271	1,271	2,925	43.45%
855	515	515	377	0	8	900	900	2,819	31.93%
865	197	197	109	0	2	308	308	1,745	17.65%
905	29	29	31	0	0	60	60	235	25.53%
915	60	60	46	0	0	106	106	311	34.08%
925	25	25	28	0	0	53	53	135	39.26%
935	13	13	7	0	0	20	20	56	35.71%
981	62	62	58	0	5	125	125	319	39.18%
982	0	0	0	0	0	0	0	0	0.00%
983	0	0	0	0	0	0	0	0	0.00%
Totals	42,894	42,894	32,040	1	484	75,419	75,419	217,858	34.62%

Canvass Results Report

Official Ballot Tally

Run Time 9:07 AM

Run Date 06/13/2022

Marion County, Oregon

May 17, 2022 Primary Election

5/17/2022

Page 217

Official Results

Registered Voters

75419 of 217858 = 34.62%

Precincts Reporting

117 of 117 = 100.00%

Judge of the Circuit Court, 3rd District, Position 7 - NonPartisan - Vote for 1

Precinct	Sean E Armstrong	Cast Votes	Undervotes	Overvotes	Misc. write-in	Vote By Mail Ballots Cast	Total Ballots Cast	Registered Voters	Turnout Percentage
310	826	826	744	0	12	1,582	1,582	5,296	29.87%
311	94	94	71	0	0	165	165	362	45.58%
312	90	90	96	0	0	186	186	425	43.76%
313	0	0	0	0	0	0	0	0	0.00%
314	754	754	706	0	12	1,472	1,472	3,892	37.82%
320	98	98	73	0	1	172	172	768	22.40%
321	337	337	218	0	6	561	561	2,349	23.88%
322	472	472	298	1	9	780	780	3,483	22.39%
323	1,043	1,043	851	0	4	1,898	1,898	4,172	45.49%
324	14	14	12	0	0	26	26	203	12.81%
325	0	0	0	0	0	0	0	0	0.00%
326	120	120	110	0	0	230	230	393	58.52%
330	343	343	222	0	3	568	568	1,691	33.59%
331	894	894	638	0	2	1,534	1,534	3,836	39.99%
332	1,458	1,458	1,141	0	15	2,614	2,614	6,646	39.33%
333	302	302	206	0	2	510	510	1,763	28.93%
340	1,090	1,090	827	0	14	1,931	1,931	5,155	37.46%
341	423	423	284	0	9	716	716	1,716	41.72%
342	1,743	1,743	1,278	0	6	3,027	3,027	7,477	40.48%
343	262	262	203	0	2	467	467	1,089	42.88%

Canvass Results Report

Official Ballot Tally

Run Time 9:07 AM
Run Date 06/13/2022

Marion County, Oregon

May 17, 2022 Primary Election

5/17/2022

Page 218

Official Results

Registered Voters
75419 of 217858 = 34.62%

Precincts Reporting
117 of 117 = 100.00%

Judge of the Circuit Court, 3rd District, Position 7 - NonPartisan - Vote for 1

Precinct	Sean E Armstrong	Cast Votes	Undervotes	Overvotes	Misc. write-in	Vote By Mail Ballots Cast	Total Ballots Cast	Registered Voters	Turnout Percentage
350	590	590	366	0	6	962	962	5,516	17.44%
351	198	198	120	0	1	319	319	1,431	22.29%
352	482	482	297	0	5	784	784	3,287	23.85%
353	27	27	22	0	0	49	49	182	26.92%
354	179	179	97	0	2	278	278	1,225	22.69%
355	10	10	6	0	0	16	16	108	14.81%
361	425	425	263	0	8	696	696	3,721	18.70%
362	504	504	280	0	3	787	787	3,103	25.36%
363	656	656	443	0	11	1,110	1,110	4,306	25.78%
370	1,500	1,500	1,192	0	15	2,707	2,707	5,137	52.70%
371	1,305	1,305	1,020	0	10	2,335	2,335	5,216	44.77%
372	1,143	1,143	711	0	11	1,865	1,865	4,908	38.00%
401	640	640	536	0	15	1,191	1,191	2,844	41.88%
402	1,213	1,213	916	0	11	2,140	2,140	5,389	39.71%
403	1,108	1,108	829	0	16	1,953	1,953	4,881	40.01%
404	876	876	587	0	11	1,474	1,474	4,400	33.50%
405	1,192	1,192	735	0	22	1,949	1,949	7,232	26.95%
406	201	201	168	0	4	373	373	1,388	26.87%
505	78	78	56	0	1	135	135	338	39.94%
515	143	143	96	0	2	241	241	687	35.08%

Canvass Results Report

Official Ballot Tally

Run Time 9:07 AM

Run Date 06/13/2022

Marion County, Oregon

May 17, 2022 Primary Election

5/17/2022

Page 219

Official Results

Registered Voters

75419 of 217858 = 34.62%

Precincts Reporting

117 of 117 = 100.00%

Judge of the Circuit Court, 3rd District, Position 7 - NonPartisan - Vote for 1

Precinct	Sean E Armstrong	Cast Votes	Undervotes	Overvotes	Misc. write-in	Vote By Mail Ballots Cast	Total Ballots Cast	Registered Voters	Turnout Percentage
525	244	244	214	0	2	460	460	880	52.27%
535	292	292	226	0	5	523	523	1,973	26.51%
545	243	243	159	0	8	410	410	1,361	30.12%
555	456	456	354	0	6	816	816	2,237	36.48%
577	135	135	142	0	0	277	277	619	44.75%
579	60	60	47	0	4	111	111	221	50.23%
580	265	265	198	0	1	464	464	1,105	41.99%
581	540	540	471	0	1	1,012	1,012	3,012	33.60%
582	253	253	256	0	4	513	513	1,330	38.57%
583	246	246	270	0	8	524	524	1,398	37.48%
584	1	1	4	0	0	5	5	27	18.52%
586	99	99	87	0	0	186	186	447	41.61%
587	23	23	24	0	0	47	47	89	52.81%
588	2	2	0	0	0	2	2	17	11.76%
589	7	7	11	0	2	20	20	47	42.55%
590	196	196	232	0	0	428	428	963	44.44%
591	121	121	83	0	0	204	204	827	24.67%
592	41	41	40	0	0	81	81	161	50.31%
593	4	4	13	0	0	17	17	71	23.94%
594	60	60	40	0	0	100	100	384	26.04%

Canvass Results Report

Official Ballot Tally

Run Time 9:07 AM

Run Date 06/13/2022

Marion County, Oregon

May 17, 2022 Primary Election

5/17/2022

Page 220

Official Results

Registered Voters
75419 of 217858 = 34.62%

Precincts Reporting
117 of 117 = 100.00%

Judge of the Circuit Court, 3rd District, Position 7 - NonPartisan - Vote for 1

Precinct	Sean E Armstrong	Cast Votes	Undervotes	Overvotes	Misc. write-in	Vote By Mail Ballots Cast	Total Ballots Cast	Registered Voters	Turnout Percentage
615	58	58	34	0	0	92	92	288	31.94%
625	631	631	479	0	5	1,115	1,115	3,212	34.71%
635	962	962	839	0	15	1,816	1,816	4,226	42.97%
645	653	653	581	0	6	1,240	1,240	2,431	51.01%
655	1,120	1,120	860	0	22	2,002	2,002	5,729	34.95%
673	472	472	308	0	5	785	785	3,325	23.61%
674	286	286	294	0	7	587	587	1,374	42.72%
676	118	118	115	0	3	236	236	476	49.58%
677	83	83	63	0	0	146	146	376	38.83%
678	72	72	50	0	1	123	123	386	31.87%
679	314	314	298	0	3	615	615	1,308	47.02%
680	64	64	92	0	3	159	159	360	44.17%
681	420	420	357	0	7	784	784	1,841	42.59%
682	823	823	688	0	7	1,518	1,518	3,464	43.82%
683	313	313	308	0	2	623	623	1,358	45.88%
684	123	123	91	0	1	215	215	515	41.75%
686	44	44	50	0	0	94	94	203	46.31%
687	31	31	23	0	0	54	54	126	42.86%
688	134	134	137	0	0	271	271	610	44.43%
689	0	0	6	0	0	6	6	14	42.86%

Canvass Results Report

Official Ballot Tally

Run Time 9:07 AM

Run Date 06/13/2022

Marion County, Oregon

May 17, 2022 Primary Election

5/17/2022

Page 221

Official Results

Registered Voters
75419 of 217858 = 34.62%

Precincts Reporting
117 of 117 = 100.00%

Judge of the Circuit Court, 3rd District, Position 7 - NonPartisan - Vote for 1

Precinct	Sean E Armstrong	Cast Votes	Undervotes	Overvotes	Misc. write-in	Vote By Mail Ballots Cast	Total Ballots Cast	Registered Voters	Turnout Percentage
690	751	751	396	0	4	1,151	1,151	5,406	21.29%
691	968	968	731	0	11	1,710	1,710	5,632	30.36%
692	9	9	17	0	0	26	26	71	36.62%
694	1	1	2	0	0	3	3	3	100.00%
696	15	15	15	0	0	30	30	184	16.30%
697	923	923	445	0	14	1,382	1,382	5,693	24.28%
698	269	269	267	0	1	537	537	1,340	40.07%
699	0	0	0	0	0	0	0	2	0.00%
705	468	468	341	0	9	818	818	2,144	38.15%
715	506	506	296	0	7	809	809	2,877	28.12%
725	359	359	243	0	3	605	605	2,242	26.98%
779	342	342	336	0	5	683	683	1,470	46.46%
780	363	363	272	0	7	642	642	1,317	48.75%
781	151	151	158	0	1	310	310	635	48.82%
782	24	24	28	0	1	53	53	119	44.54%
783	157	157	136	0	1	294	294	660	44.55%
784	50	50	41	0	1	92	92	242	38.02%
786	46	46	61	0	0	107	107	286	37.41%
787	444	444	412	0	6	862	862	1,863	46.27%
788	380	380	333	0	6	719	719	1,865	38.55%

Canvass Results Report

Official Ballot Tally

Run Time 9:07 AM

Run Date 06/13/2022

Marion County, Oregon

May 17, 2022 Primary Election

5/17/2022

Page 222

Official Results

Registered Voters

75419 of 217858 = 34.62%

Precincts Reporting

117 of 117 = 100.00%

Judge of the Circuit Court, 3rd District, Position 7 - NonPartisan - Vote for 1

Precinct	Sean E Armstrong	Cast Votes	Undervotes	Overvotes	Misc. write-in	Vote By Mail Ballots Cast	Total Ballots Cast	Registered Voters	Turnout Percentage
789	649	649	602	0	12	1,263	1,263	3,232	39.08%
790	54	54	74	0	7	135	135	356	37.92%
791	229	229	198	0	7	434	434	1,285	33.77%
792	12	12	14	0	0	26	26	62	41.94%
815	286	286	160	0	6	452	452	2,009	22.50%
825	206	206	133	0	2	341	341	1,681	20.29%
835	369	369	239	0	0	608	608	1,831	33.21%
845	791	791	471	0	9	1,271	1,271	2,925	43.45%
855	520	520	370	0	10	900	900	2,819	31.93%
865	196	196	110	0	2	308	308	1,745	17.65%
905	31	31	29	0	0	60	60	235	25.53%
915	59	59	47	0	0	106	106	311	34.08%
925	25	25	28	0	0	53	53	135	39.26%
935	13	13	7	0	0	20	20	56	35.71%
981	63	63	57	0	5	125	125	319	39.18%
982	0	0	0	0	0	0	0	0	0.00%
983	0	0	0	0	0	0	0	0	0.00%
Totals	42,571	42,571	32,331	1	516	75,419	75,419	217,858	34.62%

Canvass Results Report

Official Ballot Tally

Run Time 9:07 AM

Run Date 06/13/2022

Marion County, Oregon

May 17, 2022 Primary Election

5/17/2022

Page 223

Official Results

Registered Voters

75419 of 217858 = 34.62%

Precincts Reporting

117 of 117 = 100.00%

Judge of the Circuit Court, 3rd District, Position 9 - NonPartisan - Vote for 1

Precinct	Audrey J Broyles	Cast Votes	Undervotes	Overvotes	Misc. write-in	Vote By Mail Ballots Cast	Total Ballots Cast	Registered Voters	Turnout Percentage
310	801	801	770	0	11	1,582	1,582	5,296	29.87%
311	88	88	75	0	2	165	165	362	45.58%
312	82	82	104	0	0	186	186	425	43.76%
313	0	0	0	0	0	0	0	0	0.00%
314	734	734	725	0	13	1,472	1,472	3,892	37.82%
320	101	101	71	0	0	172	172	768	22.40%
321	337	337	218	0	6	561	561	2,349	23.88%
322	470	470	299	1	10	780	780	3,483	22.39%
323	1,020	1,020	875	0	3	1,898	1,898	4,172	45.49%
324	14	14	12	0	0	26	26	203	12.81%
325	0	0	0	0	0	0	0	0	0.00%
326	120	120	110	0	0	230	230	393	58.52%
330	337	337	229	0	2	568	568	1,691	33.59%
331	862	862	669	0	3	1,534	1,534	3,836	39.99%
332	1,423	1,423	1,181	0	10	2,614	2,614	6,646	39.33%
333	291	291	216	0	3	510	510	1,763	28.93%
340	1,066	1,066	849	0	16	1,931	1,931	5,155	37.46%
341	419	419	290	0	7	716	716	1,716	41.72%
342	1,693	1,693	1,324	0	10	3,027	3,027	7,477	40.48%
343	259	259	206	0	2	467	467	1,089	42.88%

Canvass Results Report

Official Ballot Tally

Run Time 9:07 AM

Run Date 06/13/2022

Marion County, Oregon

May 17, 2022 Primary Election

5/17/2022

Page 224

Official Results

Registered Voters

75419 of 217858 = 34.62%

Precincts Reporting

117 of 117 = 100.00%

Judge of the Circuit Court, 3rd District, Position 9 - NonPartisan - Vote for 1

Precinct	Audrey J Broyles	Cast Votes	Undervotes	Overvotes	Misc. write-in	Vote By Mail Ballots Cast	Total Ballots Cast	Registered Voters	Turnout Percentage
350	575	575	380	0	7	962	962	5,516	17.44%
351	197	197	120	0	2	319	319	1,431	22.29%
352	473	473	303	0	8	784	784	3,287	23.85%
353	26	26	23	0	0	49	49	182	26.92%
354	173	173	103	0	2	278	278	1,225	22.69%
355	10	10	6	0	0	16	16	108	14.81%
361	409	409	279	0	8	696	696	3,721	18.70%
362	497	497	287	0	3	787	787	3,103	25.36%
363	641	641	459	0	10	1,110	1,110	4,306	25.78%
370	1,459	1,459	1,236	0	12	2,707	2,707	5,137	52.70%
371	1,279	1,279	1,045	0	11	2,335	2,335	5,216	44.77%
372	1,121	1,121	731	0	13	1,865	1,865	4,908	38.00%
401	630	630	544	0	17	1,191	1,191	2,844	41.88%
402	1,174	1,174	957	0	9	2,140	2,140	5,389	39.71%
403	1,062	1,062	875	0	16	1,953	1,953	4,881	40.01%
404	858	858	604	0	12	1,474	1,474	4,400	33.50%
405	1,168	1,168	762	0	19	1,949	1,949	7,232	26.95%
406	201	201	168	0	4	373	373	1,388	26.87%
505	74	74	60	0	1	135	135	338	39.94%
515	143	143	96	0	2	241	241	687	35.08%

Canvass Results Report

Official Ballot Tally

Run Time 9:07 AM

Run Date 06/13/2022

Marion County, Oregon

May 17, 2022 Primary Election

5/17/2022

Page 225

Official Results

Registered Voters

75419 of 217858 = 34.62%

Precincts Reporting

117 of 117 = 100.00%

Judge of the Circuit Court, 3rd District, Position 9 - NonPartisan - Vote for 1

Precinct	Audrey J Broyles	Cast Votes	Undervotes	Overvotes	Misc. write-in	Vote By Mail Ballots Cast	Total Ballots Cast	Registered Voters	Turnout Percentage
525	236	236	222	0	2	460	460	880	52.27%
535	288	288	231	0	4	523	523	1,973	26.51%
545	235	235	168	0	7	410	410	1,361	30.12%
555	453	453	358	0	5	816	816	2,237	36.48%
577	138	138	139	0	0	277	277	619	44.75%
579	58	58	49	0	4	111	111	221	50.23%
580	259	259	202	0	3	464	464	1,105	41.99%
581	534	534	477	0	1	1,012	1,012	3,012	33.60%
582	243	243	264	0	6	513	513	1,330	38.57%
583	243	243	273	0	8	524	524	1,398	37.48%
584	1	1	4	0	0	5	5	27	18.52%
586	99	99	87	0	0	186	186	447	41.61%
587	21	21	26	0	0	47	47	89	52.81%
588	2	2	0	0	0	2	2	17	11.76%
589	7	7	11	0	2	20	20	47	42.55%
590	189	189	238	0	1	428	428	963	44.44%
591	115	115	89	0	0	204	204	827	24.67%
592	40	40	41	0	0	81	81	161	50.31%
593	4	4	13	0	0	17	17	71	23.94%
594	60	60	40	0	0	100	100	384	26.04%

Canvass Results Report

Official Ballot Tally

Run Time 9:07 AM

Run Date 06/13/2022

Marion County, Oregon

May 17, 2022 Primary Election

5/17/2022

Page 226

Official Results

Registered Voters

75419 of 217858 = 34.62%

Precincts Reporting

117 of 117 = 100.00%

Judge of the Circuit Court, 3rd District, Position 9 - NonPartisan - Vote for 1

Precinct	Audrey J Broyles	Cast Votes	Undervotes	Overvotes	Misc. write-in	Vote By Mail Ballots Cast	Total Ballots Cast	Registered Voters	Turnout Percentage
615	58	58	34	0	0	92	92	288	31.94%
625	594	594	517	0	4	1,115	1,115	3,212	34.71%
635	942	942	866	0	8	1,816	1,816	4,226	42.97%
645	646	646	585	0	9	1,240	1,240	2,431	51.01%
655	1,091	1,091	887	0	24	2,002	2,002	5,729	34.95%
673	462	462	316	0	7	785	785	3,325	23.61%
674	278	278	302	0	7	587	587	1,374	42.72%
676	116	116	117	0	3	236	236	476	49.58%
677	83	83	63	0	0	146	146	376	38.83%
678	68	68	54	0	1	123	123	386	31.87%
679	305	305	306	0	4	615	615	1,308	47.02%
680	60	60	96	0	3	159	159	360	44.17%
681	403	403	377	0	4	784	784	1,841	42.59%
682	808	808	704	0	6	1,518	1,518	3,464	43.82%
683	310	310	310	0	3	623	623	1,358	45.88%
684	124	124	91	0	0	215	215	515	41.75%
686	43	43	51	0	0	94	94	203	46.31%
687	30	30	24	0	0	54	54	126	42.86%
688	133	133	138	0	0	271	271	610	44.43%
689	0	0	6	0	0	6	6	14	42.86%

Canvass Results Report

Official Ballot Tally

Run Time 9:07 AM

Run Date 06/13/2022

Marion County, Oregon

May 17, 2022 Primary Election

5/17/2022

Page 227

Official Results

Registered Voters

75419 of 217858 = 34.62%

Precincts Reporting

117 of 117 = 100.00%

Judge of the Circuit Court, 3rd District, Position 9 - NonPartisan - Vote for 1

Precinct	Audrey J Broyles	Cast Votes	Undervotes	Overvotes	Misc. write-in	Vote By Mail Ballots Cast	Total Ballots Cast	Registered Voters	Turnout Percentage
690	734	734	413	0	4	1,151	1,151	5,406	21.29%
691	941	941	756	0	13	1,710	1,710	5,632	30.36%
692	9	9	17	0	0	26	26	71	36.62%
694	1	1	2	0	0	3	3	3	100.00%
696	14	14	16	0	0	30	30	184	16.30%
697	912	912	455	0	15	1,382	1,382	5,693	24.28%
698	260	260	276	0	1	537	537	1,340	40.07%
699	0	0	0	0	0	0	0	2	0.00%
705	448	448	361	0	9	818	818	2,144	38.15%
715	499	499	305	0	5	809	809	2,877	28.12%
725	351	351	251	0	3	605	605	2,242	26.98%
779	339	339	339	0	5	683	683	1,470	46.46%
780	341	341	294	0	7	642	642	1,317	48.75%
781	150	150	160	0	0	310	310	635	48.82%
782	23	23	30	0	0	53	53	119	44.54%
783	153	153	141	0	0	294	294	660	44.55%
784	47	47	44	0	1	92	92	242	38.02%
786	44	44	63	0	0	107	107	286	37.41%
787	430	430	426	0	6	862	862	1,863	46.27%
788	367	367	347	0	5	719	719	1,865	38.55%

Canvass Results Report

Official Ballot Tally

Run Time 9:07 AM

Run Date 06/13/2022

Marion County, Oregon

May 17, 2022 Primary Election

5/17/2022

Page 228

Official Results

Registered Voters
75419 of 217858 = 34.62%

Precincts Reporting
117 of 117 = 100.00%

Judge of the Circuit Court, 3rd District, Position 9 - NonPartisan - Vote for 1

Precinct	Audrey J Broyles	Cast Votes	Undervotes	Overvotes	Misc. write-in	Vote By Mail Ballots Cast	Total Ballots Cast	Registered Voters	Turnout Percentage
789	624	624	622	0	17	1,263	1,263	3,232	39.08%
790	55	55	74	0	6	135	135	356	37.92%
791	220	220	208	0	6	434	434	1,285	33.77%
792	12	12	14	0	0	26	26	62	41.94%
815	283	283	165	0	4	452	452	2,009	22.50%
825	199	199	141	0	1	341	341	1,681	20.29%
835	352	352	255	0	1	608	608	1,831	33.21%
845	760	760	502	0	9	1,271	1,271	2,925	43.45%
855	496	496	395	0	9	900	900	2,819	31.93%
865	196	196	109	0	3	308	308	1,745	17.65%
905	31	31	29	0	0	60	60	235	25.53%
915	58	58	48	0	0	106	106	311	34.08%
925	25	25	28	0	0	53	53	135	39.26%
935	13	13	7	0	0	20	20	56	35.71%
981	62	62	58	0	5	125	125	319	39.18%
982	0	0	0	0	0	0	0	0	0.00%
983	0	0	0	0	0	0	0	0	0.00%
Totals	41,515	41,515	33,388	1	515	75,419	75,419	217,858	34.62%

Canvass Results Report

Official Ballot Tally

Run Time 9:07 AM

Run Date 06/13/2022

Marion County, Oregon

May 17, 2022 Primary Election

5/17/2022

Page 229

Official Results

Registered Voters

75419 of 217858 = 34.62%

Precincts Reporting

117 of 117 = 100.00%

Judge of the Circuit Court, 3rd District, Position 13 - NonPartisan - Vote for 1

Precinct	Tom Hart	Cast Votes	Undervotes	Overvotes	Misc. write-in	Vote By Mail Ballots Cast	Total Ballots Cast	Registered Voters	Turnout Percentage
310	809	809	757	0	16	1,582	1,582	5,296	29.87%
311	91	91	73	0	1	165	165	362	45.58%
312	82	82	102	0	2	186	186	425	43.76%
313	0	0	0	0	0	0	0	0	0.00%
314	742	742	717	0	13	1,472	1,472	3,892	37.82%
320	101	101	71	0	0	172	172	768	22.40%
321	336	336	218	0	7	561	561	2,349	23.88%
322	464	464	306	1	9	780	780	3,483	22.39%
323	1,044	1,044	850	0	4	1,898	1,898	4,172	45.49%
324	14	14	12	0	0	26	26	203	12.81%
325	0	0	0	0	0	0	0	0	0.00%
326	127	127	103	0	0	230	230	393	58.52%
330	336	336	229	0	3	568	568	1,691	33.59%
331	893	893	638	0	3	1,534	1,534	3,836	39.99%
332	1,439	1,439	1,161	0	14	2,614	2,614	6,646	39.33%
333	293	293	214	0	3	510	510	1,763	28.93%
340	1,079	1,079	837	0	15	1,931	1,931	5,155	37.46%
341	427	427	282	0	7	716	716	1,716	41.72%
342	1,740	1,740	1,280	0	7	3,027	3,027	7,477	40.48%
343	265	265	200	0	2	467	467	1,089	42.88%

Canvass Results Report

Official Ballot Tally

Run Time 9:07 AM

Run Date 06/13/2022

Marion County, Oregon

May 17, 2022 Primary Election

5/17/2022

Page 230

Official Results

Registered Voters

75419 of 217858 = 34.62%

Precincts Reporting

117 of 117 = 100.00%

Judge of the Circuit Court, 3rd District, Position 13 - NonPartisan - Vote for 1

Precinct	Tom Hart	Cast Votes	Undervotes	Overvotes	Misc. write-in	Vote By Mail Ballots Cast	Total Ballots Cast	Registered Voters	Turnout Percentage
350	583	583	373	0	6	962	962	5,516	17.44%
351	197	197	120	0	2	319	319	1,431	22.29%
352	477	477	301	0	6	784	784	3,287	23.85%
353	26	26	23	0	0	49	49	182	26.92%
354	173	173	103	0	2	278	278	1,225	22.69%
355	10	10	6	0	0	16	16	108	14.81%
361	422	422	267	0	7	696	696	3,721	18.70%
362	500	500	284	0	3	787	787	3,103	25.36%
363	652	652	446	0	12	1,110	1,110	4,306	25.78%
370	1,525	1,525	1,170	0	12	2,707	2,707	5,137	52.70%
371	1,318	1,318	1,007	0	10	2,335	2,335	5,216	44.77%
372	1,124	1,124	730	0	11	1,865	1,865	4,908	38.00%
401	640	640	531	0	20	1,191	1,191	2,844	41.88%
402	1,207	1,207	924	0	9	2,140	2,140	5,389	39.71%
403	1,089	1,089	848	0	16	1,953	1,953	4,881	40.01%
404	873	873	590	0	11	1,474	1,474	4,400	33.50%
405	1,176	1,176	755	0	18	1,949	1,949	7,232	26.95%
406	203	203	166	0	4	373	373	1,388	26.87%
505	74	74	61	0	0	135	135	338	39.94%
515	141	141	98	0	2	241	241	687	35.08%

Canvass Results Report

Official Ballot Tally

Run Time 9:07 AM

Run Date 06/13/2022

Marion County, Oregon

May 17, 2022 Primary Election

5/17/2022

Page 231

Official Results

Registered Voters
75419 of 217858 = 34.62%

Precincts Reporting
117 of 117 = 100.00%

Judge of the Circuit Court, 3rd District, Position 13 - NonPartisan - Vote for 1

Precinct	Tom Hart	Cast Votes	Undervotes	Overvotes	Misc. write-in	Vote By Mail Ballots Cast	Total Ballots Cast	Registered Voters	Turnout Percentage
525	237	237	221	0	2	460	460	880	52.27%
535	289	289	230	0	4	523	523	1,973	26.51%
545	233	233	169	0	8	410	410	1,361	30.12%
555	448	448	363	0	5	816	816	2,237	36.48%
577	139	139	138	0	0	277	277	619	44.75%
579	59	59	49	0	3	111	111	221	50.23%
580	258	258	204	0	2	464	464	1,105	41.99%
581	528	528	481	0	3	1,012	1,012	3,012	33.60%
582	245	245	263	0	5	513	513	1,330	38.57%
583	244	244	272	0	8	524	524	1,398	37.48%
584	3	3	2	0	0	5	5	27	18.52%
586	98	98	88	0	0	186	186	447	41.61%
587	22	22	25	0	0	47	47	89	52.81%
588	2	2	0	0	0	2	2	17	11.76%
589	7	7	11	0	2	20	20	47	42.55%
590	193	193	235	0	0	428	428	963	44.44%
591	115	115	89	0	0	204	204	827	24.67%
592	38	38	43	0	0	81	81	161	50.31%
593	4	4	13	0	0	17	17	71	23.94%
594	61	61	39	0	0	100	100	384	26.04%

Canvass Results Report

Official Ballot Tally

Run Time 9:07 AM

Run Date 06/13/2022

Marion County, Oregon

May 17, 2022 Primary Election

5/17/2022

Page 232

Official Results

Registered Voters

75419 of 217858 = 34.62%

Precincts Reporting

117 of 117 = 100.00%

Judge of the Circuit Court, 3rd District, Position 13 - NonPartisan - Vote for 1

Precinct	Tom Hart	Cast Votes	Undervotes	Overvotes	Misc. write-in	Vote By Mail Ballots Cast	Total Ballots Cast	Registered Voters	Turnout Percentage
615	57	57	35	0	0	92	92	288	31.94%
625	603	603	507	0	5	1,115	1,115	3,212	34.71%
635	949	949	860	0	7	1,816	1,816	4,226	42.97%
645	648	648	582	0	10	1,240	1,240	2,431	51.01%
655	1,103	1,103	875	0	24	2,002	2,002	5,729	34.95%
673	466	466	312	0	7	785	785	3,325	23.61%
674	285	285	294	0	8	587	587	1,374	42.72%
676	118	118	114	0	4	236	236	476	49.58%
677	81	81	64	0	1	146	146	376	38.83%
678	70	70	52	0	1	123	123	386	31.87%
679	317	317	295	0	3	615	615	1,308	47.02%
680	64	64	92	0	3	159	159	360	44.17%
681	409	409	373	0	2	784	784	1,841	42.59%
682	831	831	680	0	7	1,518	1,518	3,464	43.82%
683	318	318	303	0	2	623	623	1,358	45.88%
684	123	123	92	0	0	215	215	515	41.75%
686	43	43	51	0	0	94	94	203	46.31%
687	34	34	20	0	0	54	54	126	42.86%
688	136	136	135	0	0	271	271	610	44.43%
689	0	0	6	0	0	6	6	14	42.86%

Canvass Results Report

Official Ballot Tally

Run Time 9:07 AM

Run Date 06/13/2022

Marion County, Oregon

May 17, 2022 Primary Election

5/17/2022

Page 233

Official Results

Registered Voters

75419 of 217858 = 34.62%

Precincts Reporting

117 of 117 = 100.00%

Judge of the Circuit Court, 3rd District, Position 13 - NonPartisan - Vote for 1

Precinct	Tom Hart	Cast Votes	Undervotes	Overvotes	Misc. write-in	Vote By Mail Ballots Cast	Total Ballots Cast	Registered Voters	Turnout Percentage
690	744	744	403	0	4	1,151	1,151	5,406	21.29%
691	973	973	727	0	10	1,710	1,710	5,632	30.36%
692	9	9	17	0	0	26	26	71	36.62%
694	1	1	2	0	0	3	3	3	100.00%
696	14	14	16	0	0	30	30	184	16.30%
697	919	919	448	0	15	1,382	1,382	5,693	24.28%
698	269	269	267	0	1	537	537	1,340	40.07%
699	0	0	0	0	0	0	0	2	0.00%
705	451	451	358	0	9	818	818	2,144	38.15%
715	505	505	298	0	6	809	809	2,877	28.12%
725	357	357	245	0	3	605	605	2,242	26.98%
779	357	357	321	0	5	683	683	1,470	46.46%
780	350	350	287	0	5	642	642	1,317	48.75%
781	148	148	161	0	1	310	310	635	48.82%
782	26	26	27	0	0	53	53	119	44.54%
783	159	159	135	0	0	294	294	660	44.55%
784	50	50	41	0	1	92	92	242	38.02%
786	47	47	60	0	0	107	107	286	37.41%
787	438	438	415	0	9	862	862	1,863	46.27%
788	372	372	343	0	4	719	719	1,865	38.55%

Canvass Results Report

Official Ballot Tally

Run Time 9:07 AM

Run Date 06/13/2022

Marion County, Oregon

May 17, 2022 Primary Election

5/17/2022

Page 234

Official Results

Registered Voters

75419 of 217858 = 34.62%

Precincts Reporting

117 of 117 = 100.00%

Judge of the Circuit Court, 3rd District, Position 13 - NonPartisan - Vote for 1

Precinct	Tom Hart	Cast Votes	Undervotes	Overvotes	Misc. write-in	Vote By Mail Ballots Cast	Total Ballots Cast	Registered Voters	Turnout Percentage
789	642	642	608	0	13	1,263	1,263	3,232	39.08%
790	55	55	74	0	6	135	135	356	37.92%
791	224	224	204	0	6	434	434	1,285	33.77%
792	11	11	15	0	0	26	26	62	41.94%
815	284	284	164	0	4	452	452	2,009	22.50%
825	202	202	136	0	3	341	341	1,681	20.29%
835	359	359	247	0	2	608	608	1,831	33.21%
845	762	762	501	0	8	1,271	1,271	2,925	43.45%
855	497	497	394	0	9	900	900	2,819	31.93%
865	193	193	113	0	2	308	308	1,745	17.65%
905	31	31	29	0	0	60	60	235	25.53%
915	59	59	47	0	0	106	106	311	34.08%
925	26	26	27	0	0	53	53	135	39.26%
935	13	13	7	0	0	20	20	56	35.71%
981	61	61	59	0	5	125	125	319	39.18%
982	0	0	0	0	0	0	0	0	0.00%
983	0	0	0	0	0	0	0	0	0.00%
Totals	42,178	42,178	32,726	1	514	75,419	75,419	217,858	34.62%

Canvass Results Report

Official Ballot Tally

Run Time 9:07 AM

Run Date 06/13/2022

Marion County, Oregon

May 17, 2022 Primary Election

5/17/2022

Page 235

Official Results

Registered Voters

75419 of 217858 = 34.62%

Precincts Reporting

117 of 117 = 100.00%

District Attorney, Marion County - NonPartisan - Vote for 1

Precinct	Paige Clarkson	Spencer Todd	Cast Votes	Undervotes	Overvotes	Misc. write-in	Vote By Mail Ballots Cast	Total Ballots Cast	Registered Voters	Turnout Percentage
310	494	899	1,393	183	0	6	1,582	1,582	5,296	29.87%
311	50	98	148	17	0	0	165	165	362	45.58%
312	68	88	156	30	0	0	186	186	425	43.76%
313	0	0	0	0	0	0	0	0	0	0.00%
314	496	802	1,298	170	0	4	1,472	1,472	3,892	37.82%
320	70	84	154	18	0	0	172	172	768	22.40%
321	160	340	500	60	0	1	561	561	2,349	23.88%
322	313	371	684	92	1	3	780	780	3,483	22.39%
323	566	1,149	1,715	180	0	3	1,898	1,898	4,172	45.49%
324	14	9	23	3	0	0	26	26	203	12.81%
325	0	0	0	0	0	0	0	0	0	0.00%
326	73	131	204	26	0	0	230	230	393	58.52%
330	228	276	504	63	0	1	568	568	1,691	33.59%
331	644	712	1,356	176	1	1	1,534	1,534	3,836	39.99%
332	1,068	1,290	2,358	252	0	4	2,614	2,614	6,646	39.33%
333	219	221	440	69	0	1	510	510	1,763	28.93%
340	858	844	1,702	224	1	4	1,931	1,931	5,155	37.46%
341	329	340	669	46	0	1	716	716	1,716	41.72%
342	1,371	1,301	2,672	350	0	5	3,027	3,027	7,477	40.48%
343	215	210	425	42	0	0	467	467	1,089	42.88%

Canvass Results Report

Official Ballot Tally

Run Time 9:07 AM

Run Date 06/13/2022

Marion County, Oregon

May 17, 2022 Primary Election

5/17/2022

Page 236

Official Results

Registered Voters

75419 of 217858 = 34.62%

Precincts Reporting

117 of 117 = 100.00%

District Attorney, Marion County - NonPartisan - Vote for 1

Precinct	Paige Clarkson	Spencer Todd	Cast Votes	Undervotes	Overvotes	Misc. write-in	Vote By Mail Ballots Cast	Total Ballots Cast	Registered Voters	Turnout Percentage
350	400	451	851	107	0	4	962	962	5,516	17.44%
351	146	141	287	32	0	0	319	319	1,431	22.29%
352	339	356	695	88	0	1	784	784	3,287	23.85%
353	20	21	41	8	0	0	49	49	182	26.92%
354	88	152	240	37	0	1	278	278	1,225	22.69%
355	5	10	15	1	0	0	16	16	108	14.81%
361	301	310	611	83	0	2	696	696	3,721	18.70%
362	308	390	698	89	0	0	787	787	3,103	25.36%
363	489	481	970	139	0	1	1,110	1,110	4,306	25.78%
370	1,043	1,389	2,432	271	0	4	2,707	2,707	5,137	52.70%
371	956	1,151	2,107	223	1	4	2,335	2,335	5,216	44.77%
372	831	860	1,691	170	0	4	1,865	1,865	4,908	38.00%
401	599	472	1,071	116	0	4	1,191	1,191	2,844	41.88%
402	1,051	826	1,877	261	0	2	2,140	2,140	5,389	39.71%
403	1,003	703	1,706	243	0	4	1,953	1,953	4,881	40.01%
404	713	603	1,316	154	0	4	1,474	1,474	4,400	33.50%
405	886	863	1,749	193	0	7	1,949	1,949	7,232	26.95%
406	180	154	334	37	0	2	373	373	1,388	26.87%
505	66	49	115	20	0	0	135	135	338	39.94%
515	116	84	200	39	0	2	241	241	687	35.08%

Canvass Results Report

Official Ballot Tally

Run Time 9:07 AM

Run Date 06/13/2022

Marion County, Oregon

May 17, 2022 Primary Election

5/17/2022

Page 237

Official Results

Registered Voters

75419 of 217858 = 34.62%

Precincts Reporting

117 of 117 = 100.00%

District Attorney, Marion County - NonPartisan - Vote for 1

Precinct	Paige Clarkson	Spencer Todd	Cast Votes	Undervotes	Overvotes	Misc. write-in	Vote By Mail Ballots Cast	Total Ballots Cast	Registered Voters	Turnout Percentage
525	191	170	361	99	0	0	460	460	880	52.27%
535	255	176	431	88	0	4	523	523	1,973	26.51%
545	179	161	340	68	0	2	410	410	1,361	30.12%
555	416	282	698	116	0	2	816	816	2,237	36.48%
577	157	84	241	36	0	0	277	277	619	44.75%
579	64	32	96	15	0	0	111	111	221	50.23%
580	265	128	393	70	0	1	464	464	1,105	41.99%
581	500	317	817	193	0	2	1,012	1,012	3,012	33.60%
582	272	159	431	80	0	2	513	513	1,330	38.57%
583	284	154	438	83	0	3	524	524	1,398	37.48%
584	3	2	5	0	0	0	5	5	27	18.52%
586	96	58	154	32	0	0	186	186	447	41.61%
587	37	6	43	4	0	0	47	47	89	52.81%
588	2	0	2	0	0	0	2	2	17	11.76%
589	10	9	19	1	0	0	20	20	47	42.55%
590	260	110	370	58	0	0	428	428	963	44.44%
591	104	73	177	27	0	0	204	204	827	24.67%
592	57	16	73	8	0	0	81	81	161	50.31%
593	9	4	13	4	0	0	17	17	71	23.94%
594	52	39	91	9	0	0	100	100	384	26.04%

Canvass Results Report

Official Ballot Tally

Run Time 9:07 AM

Run Date 06/13/2022

Marion County, Oregon

May 17, 2022 Primary Election

5/17/2022

Page 238

Official Results

Registered Voters
75419 of 217858 = 34.62%

Precincts Reporting
117 of 117 = 100.00%

District Attorney, Marion County - NonPartisan - Vote for 1

Precinct	Paige Clarkson	Spencer Todd	Cast Votes	Undervotes	Overvotes	Misc. write-in	Vote By Mail Ballots Cast	Total Ballots Cast	Registered Voters	Turnout Percentage
615	44	33	77	15	0	0	92	92	288	31.94%
625	479	483	962	146	2	5	1,115	1,115	3,212	34.71%
635	877	708	1,585	230	0	1	1,816	1,816	4,226	42.97%
645	631	437	1,068	169	1	2	1,240	1,240	2,431	51.01%
655	977	764	1,741	257	1	3	2,002	2,002	5,729	34.95%
673	344	339	683	101	0	1	785	785	3,325	23.61%
674	311	175	486	98	1	2	587	587	1,374	42.72%
676	113	96	209	26	0	1	236	236	476	49.58%
677	80	49	129	17	0	0	146	146	376	38.83%
678	51	53	104	19	0	0	123	123	386	31.87%
679	342	194	536	79	0	0	615	615	1,308	47.02%
680	78	48	126	32	0	1	159	159	360	44.17%
681	390	282	672	112	0	0	784	784	1,841	42.59%
682	856	496	1,352	165	0	1	1,518	1,518	3,464	43.82%
683	385	163	548	75	0	0	623	623	1,358	45.88%
684	131	62	193	22	0	0	215	215	515	41.75%
686	49	33	82	12	0	0	94	94	203	46.31%
687	29	19	48	6	0	0	54	54	126	42.86%
688	140	89	229	41	0	1	271	271	610	44.43%
689	4	1	5	1	0	0	6	6	14	42.86%

Canvass Results Report

Official Ballot Tally

Run Time 9:07 AM

Run Date 06/13/2022

Marion County, Oregon

May 17, 2022 Primary Election

5/17/2022

Page 239

Official Results

Registered Voters
75419 of 217858 = 34.62%

Precincts Reporting
117 of 117 = 100.00%

District Attorney, Marion County - NonPartisan - Vote for 1

Precinct	Paige Clarkson	Spencer Todd	Cast Votes	Undervotes	Overvotes	Misc. write-in	Vote By Mail Ballots Cast	Total Ballots Cast	Registered Voters	Turnout Percentage
690	483	527	1,010	136	0	5	1,151	1,151	5,406	21.29%
691	802	661	1,463	243	1	3	1,710	1,710	5,632	30.36%
692	13	9	22	4	0	0	26	26	71	36.62%
694	0	3	3	0	0	0	3	3	3	100.00%
696	11	12	23	7	0	0	30	30	184	16.30%
697	639	616	1,255	124	0	3	1,382	1,382	5,693	24.28%
698	304	168	472	62	0	3	537	537	1,340	40.07%
699	0	0	0	0	0	0	0	0	2	0.00%
705	417	300	717	100	0	1	818	818	2,144	38.15%
715	400	316	716	92	0	1	809	809	2,877	28.12%
725	295	231	526	78	0	1	605	605	2,242	26.98%
779	354	253	607	76	0	0	683	683	1,470	46.46%
780	282	285	567	70	0	5	642	642	1,317	48.75%
781	145	129	274	36	0	0	310	310	635	48.82%
782	22	24	46	7	0	0	53	53	119	44.54%
783	153	98	251	42	0	1	294	294	660	44.55%
784	41	42	83	9	0	0	92	92	242	38.02%
786	55	40	95	12	0	0	107	107	286	37.41%
787	433	308	741	116	1	4	862	862	1,863	46.27%
788	344	247	591	128	0	0	719	719	1,865	38.55%

Canvass Results Report

Official Ballot Tally

Run Time 9:07 AM
Run Date 06/13/2022

Marion County, Oregon

May 17, 2022 Primary Election

5/17/2022

Page 240

Official Results

Registered Voters
75419 of 217858 = 34.62%

Precincts Reporting
117 of 117 = 100.00%

District Attorney, Marion County - NonPartisan - Vote for 1

Precinct	Paige Clarkson	Spencer Todd	Cast Votes	Undervotes	Overvotes	Misc. write-in	Vote By Mail Ballots Cast	Total Ballots Cast	Registered Voters	Turnout Percentage
789	639	447	1,086	176	1	0	1,263	1,263	3,232	39.08%
790	55	52	107	27	1	0	135	135	356	37.92%
791	234	141	375	58	0	1	434	434	1,285	33.77%
792	16	6	22	4	0	0	26	26	62	41.94%
815	203	190	393	56	0	3	452	452	2,009	22.50%
825	153	144	297	44	0	0	341	341	1,681	20.29%
835	321	211	532	76	0	0	608	608	1,831	33.21%
845	572	519	1,091	180	0	0	1,271	1,271	2,925	43.45%
855	409	357	766	131	0	3	900	900	2,819	31.93%
865	150	119	269	39	0	0	308	308	1,745	17.65%
905	31	17	48	12	0	0	60	60	235	25.53%
915	43	41	84	21	0	1	106	106	311	34.08%
925	27	14	41	12	0	0	53	53	135	39.26%
935	7	8	15	5	0	0	20	20	56	35.71%
981	62	40	102	23	0	0	125	125	319	39.18%
982	0	0	0	0	0	0	0	0	0	0.00%
983	0	0	0	0	0	0	0	0	0	0.00%
Totals	34,415	31,710	66,125	9,132	13	149	75,419	75,419	217,858	34.62%

Canvass Results Report

Official Ballot Tally

Run Time 9:07 AM

Run Date 06/13/2022

Marion County, Oregon

May 17, 2022 Primary Election

5/17/2022

Page 241

Official Results

Registered Voters

75419 of 217858 = 34.62%

Precincts Reporting

117 of 117 = 100.00%

Justice of the Peace - NonPartisan - Vote for 1

Precinct	Justin Kidd	Cast Votes	Undervotes	Overvotes	Misc. write-in	Vote By Mail Ballots Cast	Total Ballots Cast	Registered Voters	Turnout Percentage
505	75	75	59	0	1	135	135	338	39.94%
515	144	144	95	0	2	241	241	687	35.08%
525	241	241	214	0	5	460	460	880	52.27%
535	298	298	219	0	6	523	523	1,973	26.51%
545	242	242	160	0	8	410	410	1,361	30.12%
555	465	465	348	0	3	816	816	2,237	36.48%
577	133	133	144	0	0	277	277	619	44.75%
579	60	60	48	0	3	111	111	221	50.23%
580	267	267	194	0	3	464	464	1,105	41.99%
581	548	548	462	0	2	1,012	1,012	3,012	33.60%
582	251	251	258	0	4	513	513	1,330	38.57%
583	244	244	271	0	9	524	524	1,398	37.48%
584	2	2	3	0	0	5	5	27	18.52%
586	101	101	85	0	0	186	186	447	41.61%
587	24	24	23	0	0	47	47	89	52.81%
588	2	2	0	0	0	2	2	17	11.76%
589	7	7	11	0	2	20	20	47	42.55%
590	201	201	226	0	1	428	428	963	44.44%
591	119	119	85	0	0	204	204	827	24.67%
592	42	42	39	0	0	81	81	161	50.31%

Canvass Results Report

Official Ballot Tally

Run Time 9:07 AM

Run Date 06/13/2022

Marion County, Oregon

May 17, 2022 Primary Election

5/17/2022

Page 242

Official Results

Registered Voters

75419 of 217858 = 34.62%

Precincts Reporting

117 of 117 = 100.00%

Justice of the Peace - NonPartisan - Vote for 1

Precinct	Justin Kidd	Cast Votes	Undervotes	Overvotes	Misc. write-in	Vote By Mail Ballots Cast	Total Ballots Cast	Registered Voters	Turnout Percentage
593	4	4	13	0	0	17	17	71	23.94%
594	62	62	38	0	0	100	100	384	26.04%
615	59	59	33	0	0	92	92	288	31.94%
625	619	619	488	0	8	1,115	1,115	3,212	34.71%
635	940	940	863	0	13	1,816	1,816	4,226	42.97%
645	649	649	584	0	7	1,240	1,240	2,431	51.01%
655	1,103	1,103	876	0	23	2,002	2,002	5,729	34.95%
673	466	466	311	0	8	785	785	3,325	23.61%
674	282	282	300	0	5	587	587	1,374	42.72%
676	116	116	119	0	1	236	236	476	49.58%
677	85	85	61	0	0	146	146	376	38.83%
678	75	75	47	0	1	123	123	386	31.87%
679	312	312	301	0	2	615	615	1,308	47.02%
680	66	66	92	0	1	159	159	360	44.17%
681	398	398	381	0	5	784	784	1,841	42.59%
682	810	810	701	0	7	1,518	1,518	3,464	43.82%
683	304	304	315	0	4	623	623	1,358	45.88%
684	120	120	93	0	2	215	215	515	41.75%
686	44	44	50	0	0	94	94	203	46.31%
687	31	31	23	0	0	54	54	126	42.86%

Canvass Results Report

Official Ballot Tally

Run Time 9:07 AM

Run Date 06/13/2022

Marion County, Oregon

May 17, 2022 Primary Election

5/17/2022

Page 243

Official Results

Registered Voters

75419 of 217858 = 34.62%

Precincts Reporting

117 of 117 = 100.00%

Justice of the Peace - NonPartisan - Vote for 1

Precinct	Justin Kidd	Cast Votes	Undervotes	Overvotes	Misc. write-in	Vote By Mail Ballots Cast	Total Ballots Cast	Registered Voters	Turnout Percentage
688	129	129	141	0	1	271	271	610	44.43%
689	1	1	5	0	0	6	6	14	42.86%
690	752	752	393	0	6	1,151	1,151	5,406	21.29%
691	974	974	726	1	9	1,710	1,710	5,632	30.36%
692	9	9	17	0	0	26	26	71	36.62%
694	1	1	2	0	0	3	3	3	100.00%
696	14	14	16	0	0	30	30	184	16.30%
697	927	927	441	0	14	1,382	1,382	5,693	24.28%
698	268	268	268	0	1	537	537	1,340	40.07%
699	0	0	0	0	0	0	0	2	0.00%
705	454	454	357	0	7	818	818	2,144	38.15%
715	493	493	310	0	6	809	809	2,877	28.12%
725	358	358	246	0	1	605	605	2,242	26.98%
779	347	347	332	0	4	683	683	1,470	46.46%
780	354	354	282	0	6	642	642	1,317	48.75%
781	154	154	156	0	0	310	310	635	48.82%
782	23	23	30	0	0	53	53	119	44.54%
783	152	152	142	0	0	294	294	660	44.55%
784	50	50	42	0	0	92	92	242	38.02%
786	47	47	60	0	0	107	107	286	37.41%

Canvass Results Report

Official Ballot Tally

Run Time 9:07 AM

Run Date 06/13/2022

Marion County, Oregon

May 17, 2022 Primary Election

5/17/2022

Page 244

Official Results

Registered Voters
75419 of 217858 = 34.62%

Precincts Reporting
117 of 117 = 100.00%

Justice of the Peace - NonPartisan - Vote for 1

Precinct	Justin Kidd	Cast Votes	Undervotes	Overvotes	Misc. write-in	Vote By Mail Ballots Cast	Total Ballots Cast	Registered Voters	Turnout Percentage
787	442	442	415	0	5	862	862	1,863	46.27%
788	368	368	345	0	6	719	719	1,865	38.55%
789	629	629	621	0	13	1,263	1,263	3,232	39.08%
790	58	58	75	0	2	135	135	356	37.92%
791	235	235	192	0	7	434	434	1,285	33.77%
792	14	14	12	0	0	26	26	62	41.94%
815	285	285	163	0	4	452	452	2,009	22.50%
825	200	200	140	0	1	341	341	1,681	20.29%
835	363	363	242	0	3	608	608	1,831	33.21%
845	776	776	491	0	4	1,271	1,271	2,925	43.45%
855	514	514	381	0	5	900	900	2,819	31.93%
865	197	197	111	0	0	308	308	1,745	17.65%
905	28	28	32	0	0	60	60	235	25.53%
915	60	60	45	0	1	106	106	311	34.08%
925	24	24	29	0	0	53	53	135	39.26%
935	13	13	7	0	0	20	20	56	35.71%
981	59	59	62	0	4	125	125	319	39.18%
982	0	0	0	0	0	0	0	0	0.00%
983	0	0	0	0	0	0	0	0	0.00%
Totals	19,783	19,783	15,962	1	246	35,992	35,992	102,868	34.99%

Canvass Results Report

Official Ballot Tally

Run Time 9:07 AM
Run Date 06/13/2022

Marion County, Oregon

May 17, 2022 Primary Election

5/17/2022

Page 245

Official Results

Registered Voters
75419 of 217858 = 34.62%

Precincts Reporting
117 of 117 = 100.00%

City of Salem, Mayor - NonPartisan - Vote for 1

Precinct	Chris Hoy	Chane Griggs	Cast Votes	Undervotes	Overvotes	Misc. write-in	Vote By Mail Ballots Cast	Total Ballots Cast	Registered Voters	Turnout Percentage
310	913	511	1,424	146	0	12	1,582	1,582	5,296	29.87%
311	97	63	160	5	0	0	165	165	362	45.58%
312	98	64	162	21	0	3	186	186	425	43.76%
313	0	0	0	0	0	0	0	0	0	0.00%
314	927	416	1,343	120	0	9	1,472	1,472	3,892	37.82%
320	86	62	148	22	0	2	172	172	768	22.40%
321	341	141	482	74	0	5	561	561	2,349	23.88%
322	369	311	680	97	2	1	780	780	3,483	22.39%
323	1,111	624	1,735	153	0	10	1,898	1,898	4,172	45.49%
324	9	8	17	7	0	2	26	26	203	12.81%
325	0	0	0	0	0	0	0	0	0	0.00%
326	121	93	214	16	0	0	230	230	393	58.52%
330	284	222	506	59	0	3	568	568	1,691	33.59%
331	729	639	1,368	158	1	7	1,534	1,534	3,836	39.99%
332	1,302	1,074	2,376	228	0	10	2,614	2,614	6,646	39.33%
333	215	209	424	85	0	1	510	510	1,763	28.93%
340	835	861	1,696	223	0	12	1,931	1,931	5,155	37.46%
341	345	316	661	55	0	0	716	716	1,716	41.72%
342	1,275	1,400	2,675	338	0	14	3,027	3,027	7,477	40.48%
343	227	204	431	35	0	1	467	467	1,089	42.88%

Canvass Results Report

Official Ballot Tally

Run Time 9:07 AM
Run Date 06/13/2022

Marion County, Oregon

May 17, 2022 Primary Election

5/17/2022

Page 246

Official Results

Registered Voters
75419 of 217858 = 34.62%

Precincts Reporting
117 of 117 = 100.00%

City of Salem, Mayor - NonPartisan - Vote for 1

Precinct	Chris Hoy	Chane Griggs	Cast Votes	Undervotes	Overvotes	Misc. write-in	Vote By Mail Ballots Cast	Total Ballots Cast	Registered Voters	Turnout Percentage
350	458	384	842	110	1	9	962	962	5,516	17.44%
351	151	129	280	39	0	0	319	319	1,431	22.29%
352	355	319	674	108	0	2	784	784	3,287	23.85%
353	20	20	40	9	0	0	49	49	182	26.92%
354	158	92	250	24	0	4	278	278	1,225	22.69%
355	6	8	14	2	0	0	16	16	108	14.81%
361	371	252	623	63	1	9	696	696	3,721	18.70%
362	433	270	703	80	0	4	787	787	3,103	25.36%
363	533	450	983	118	0	9	1,110	1,110	4,306	25.78%
370	1,183	1,293	2,476	217	0	14	2,707	2,707	5,137	52.70%
371	1,104	1,004	2,108	216	0	11	2,335	2,335	5,216	44.77%
372	851	799	1,650	202	0	13	1,865	1,865	4,908	38.00%
Totals	14,907	12,238	27,145	3,030	5	167	30,347	30,347	88,856	34.15%

Canvass Results Report

Official Ballot Tally

Run Time 9:07 AM

Run Date 06/13/2022

Marion County, Oregon

May 17, 2022 Primary Election

5/17/2022

Page 247

Official Results

Registered Voters
75419 of 217858 = 34.62%

Precincts Reporting
117 of 117 = 100.00%

City of Salem, Municipal Judge - NonPartisan - Vote for 1

Precinct	Eleanor Beatty	Cast Votes	Undervotes	Overvotes	Misc. write-in	Vote By Mail Ballots Cast	Total Ballots Cast	Registered Voters	Turnout Percentage
310	820	820	750	0	12	1,582	1,582	5,296	29.87%
311	92	92	72	0	1	165	165	362	45.58%
312	90	90	96	0	0	186	186	425	43.76%
313	0	0	0	0	0	0	0	0	0.00%
314	759	759	705	0	8	1,472	1,472	3,892	37.82%
320	109	109	63	0	0	172	172	768	22.40%
321	344	344	211	0	6	561	561	2,349	23.88%
322	471	471	300	1	8	780	780	3,483	22.39%
323	1,032	1,032	858	0	8	1,898	1,898	4,172	45.49%
324	15	15	11	0	0	26	26	203	12.81%
325	0	0	0	0	0	0	0	0	0.00%
326	118	118	112	0	0	230	230	393	58.52%
330	346	346	221	0	1	568	568	1,691	33.59%
331	888	888	644	0	2	1,534	1,534	3,836	39.99%
332	1,451	1,451	1,152	0	11	2,614	2,614	6,646	39.33%
333	297	297	210	0	3	510	510	1,763	28.93%
340	1,072	1,072	839	0	20	1,931	1,931	5,155	37.46%
341	420	420	294	0	2	716	716	1,716	41.72%
342	1,737	1,737	1,282	0	8	3,027	3,027	7,477	40.48%
343	252	252	213	0	2	467	467	1,089	42.88%

Canvass Results Report

Official Ballot Tally

Run Time 9:07 AM

Run Date 06/13/2022

Marion County, Oregon

May 17, 2022 Primary Election

5/17/2022

Page 248

Official Results

Registered Voters

75419 of 217858 = 34.62%

Precincts Reporting

117 of 117 = 100.00%

City of Salem, Municipal Judge - NonPartisan - Vote for 1

Precinct	Eleanor Beatty	Cast Votes	Undervotes	Overvotes	Misc. write-in	Vote By Mail Ballots Cast	Total Ballots Cast	Registered Voters	Turnout Percentage
350	591	591	361	0	10	962	962	5,516	17.44%
351	196	196	121	0	2	319	319	1,431	22.29%
352	479	479	297	0	8	784	784	3,287	23.85%
353	25	25	24	0	0	49	49	182	26.92%
354	179	179	97	0	2	278	278	1,225	22.69%
355	9	9	7	0	0	16	16	108	14.81%
361	423	423	264	0	9	696	696	3,721	18.70%
362	511	511	272	0	4	787	787	3,103	25.36%
363	651	651	451	0	8	1,110	1,110	4,306	25.78%
370	1,459	1,459	1,231	0	17	2,707	2,707	5,137	52.70%
371	1,290	1,290	1,033	0	12	2,335	2,335	5,216	44.77%
372	1,123	1,123	731	0	11	1,865	1,865	4,908	38.00%
Totals	17,249	17,249	12,922	1	175	30,347	30,347	88,856	34.15%

Canvass Results Report

Official Ballot Tally

Run Time 9:07 AM

Run Date 06/13/2022

Marion County, Oregon

May 17, 2022 Primary Election

5/17/2022

Page 249

Official Results

Registered Voters

75419 of 217858 = 34.62%

Precincts Reporting

117 of 117 = 100.00%

City of Salem, Councilor, Ward 2 - NonPartisan - Vote for 1

Precinct	Linda Nishioka	Cast Votes	Undervotes	Overvotes	Misc. write-in	Vote By Mail Ballots Cast	Total Ballots Cast	Registered Voters	Turnout Percentage
320	106	106	64	0	2	172	172	768	22.40%
321	362	362	196	0	3	561	561	2,349	23.88%
322	483	483	289	1	7	780	780	3,483	22.39%
323	1,164	1,164	721	0	13	1,898	1,898	4,172	45.49%
324	14	14	12	0	0	26	26	203	12.81%
325	0	0	0	0	0	0	0	0	0.00%
326	126	126	104	0	0	230	230	393	58.52%
Totals	2,255	2,255	1,386	1	25	3,667	3,667	11,368	32.26%

Canvass Results Report

Official Ballot Tally

Run Time 9:07 AM
Run Date 06/13/2022

Marion County, Oregon

May 17, 2022 Primary Election

5/17/2022

Page 250

Official Results

Registered Voters
75419 of 217858 = 34.62%

Precincts Reporting
117 of 117 = 100.00%

City of Salem, Councilor, Ward 4 - NonPartisan - Vote for 1

Precinct	Dynee Medlock	Deanna Gwyn	Cast Votes	Undervotes	Overvotes	Misc. write-in	Vote By Mail Ballots Cast	Total Ballots Cast	Registered Voters	Turnout Percentage
340	760	811	1,571	354	1	5	1,931	1,931	5,155	37.46%
341	359	271	630	85	0	1	716	716	1,716	41.72%
342	1,227	1,271	2,498	522	0	7	3,027	3,027	7,477	40.48%
343	208	195	403	64	0	0	467	467	1,089	42.88%
Totals	2,554	2,548	5,102	1,025	1	13	6,141	6,141	15,437	39.78%

Canvass Results Report

Official Ballot Tally

Run Time 9:07 AM

Run Date 06/13/2022

Marion County, Oregon

May 17, 2022 Primary Election

5/17/2022

Page 251

Official Results

Registered Voters

75419 of 217858 = 34.62%

Precincts Reporting

117 of 117 = 100.00%

City of Salem, Councilor, Ward 6 - NonPartisan - Vote for 1

Precinct	Julie Hoy	Stacey Vieyra-Braendle	Cast Votes	Undervotes	Overvotes	Misc. write-in	Vote By Mail Ballots Cast	Total Ballots Cast	Registered Voters	Turnout Percentage
361	320	288	608	85	0	3	696	696	3,721	18.70%
362	334	352	686	99	0	2	787	787	3,103	25.36%
363	545	414	959	145	0	6	1,110	1,110	4,306	25.78%
Totals	1,199	1,054	2,253	329	0	11	2,593	2,593	11,130	23.30%

Canvass Results Report

Official Ballot Tally

Run Time 9:07 AM

Run Date 06/13/2022

Marion County, Oregon

May 17, 2022 Primary Election

5/17/2022

Page 252

Official Results

Registered Voters

75419 of 217858 = 34.62%

Precincts Reporting

117 of 117 = 100.00%

310- Precinct Committee Person - Democrat - Vote for 22

Precinct	Ray L Quisenberry	Kasia Quillinan	Daiv Skinner	Virginia Stapleton	Roberta A Cade	Andy Bromeland	Cast Votes	Undervotes	Overvotes	Misc. write-in	Vote By Mail Ballots Cast	Total Ballots Cast	Registered Voters	Turnout Percentage
310	329	350	279	389	287	295	1,929	17,798	1	73	901	901	5,296	17.01%
Totals	329	350	279	389	287	295	1,929	17,798	1	73	901	901	5,296	17.01%

Canvass Results Report

Official Ballot Tally

Run Time 9:07 AM

Run Date 06/13/2022

Marion County, Oregon

May 17, 2022 Primary Election

5/17/2022

Page 253

Official Results

Registered Voters

75419 of 217858 = 34.62%

Precincts Reporting

117 of 117 = 100.00%

310- Precinct Committee Person - Republican - Vote for 22

Precinct	Linda Renner	David M Smith	Louise R Miller	Ryan Nelson VanNatta Gail	Cast Votes	Undervotes	Overvotes	Misc. write-in	Vote By Mail Ballots Cast	Total Ballots Cast	Registered Voters	Turnout Percentage
310	103	114	94	98	409	8,059	0	46	387	387	5,296	7.31%
Totals	103	114	94	98	409	8,059	0	46	387	387	5,296	7.31%

Canvass Results Report

Official Ballot Tally

Run Time 9:07 AM

Run Date 06/13/2022

Marion County, Oregon

May 17, 2022 Primary Election

5/17/2022

Page 254

Official Results

Registered Voters

75419 of 217858 = 34.62%

Precincts Reporting

117 of 117 = 100.00%

311- Precinct Committee Person - Democrat - Vote for 2 No Candidate Filed

Precinct	Cara (Caralyn) J Fischer (W)	Cast Votes	Undervotes	Overvotes	Misc. write-in	Vote By Mail Ballots Cast	Total Ballots Cast	Registered Voters	Turnout Percentage
311	7	7	212	0	5	112	112	362	30.94%
Totals	7	7	212	0	5	112	112	362	30.94%

Canvass Results Report

Official Ballot Tally

Run Time 9:07 AM

Run Date 06/13/2022

Marion County, Oregon

May 17, 2022 Primary Election

5/17/2022

Page 255

Official Results

Registered Voters

75419 of 217858 = 34.62%

Precincts Reporting

117 of 117 = 100.00%

311- Precinct Committee Person - Republican - Vote for 2

Precinct	Jacob D Vandever	Cast Votes	Undervotes	Overvotes	Misc. write-in	Vote By Mail Ballots Cast	Total Ballots Cast	Registered Voters	Turnout Percentage
311	11	11	41	0	0	26	26	362	7.18%
Totals	11	11	41	0	0	26	26	362	7.18%

Canvass Results Report

Official Ballot Tally

Run Time 9:07 AM

Run Date 06/13/2022

Marion County, Oregon

May 17, 2022 Primary Election

5/17/2022

Page 256

Official Results

Registered Voters

75419 of 217858 = 34.62%

Precincts Reporting

117 of 117 = 100.00%

312- Precinct Committee Person - Democrat - Vote for 2

Precinct	Rochelle Robinson Santiago	Susan Watkins	Cast Votes	Undervotes	Overvotes	Misc. write-in	Vote By Mail Ballots Cast	Total Ballots Cast	Registered Voters	Turnout Percentage
312	57	52	109	127	0	0	118	118	425	27.76%
Totals	57	52	109	127	0	0	118	118	425	27.76%

Canvass Results Report

Official Ballot Tally

Run Time 9:07 AM

Run Date 06/13/2022

Marion County, Oregon

May 17, 2022 Primary Election

5/17/2022

Page 257

Official Results

Registered Voters

75419 of 217858 = 34.62%

Precincts Reporting

117 of 117 = 100.00%

312- Precinct Committee Person - Republican - Vote for 2

Precinct	Ben S Fisher	Cast Votes	Undervotes	Overvotes	Misc. write-in	Vote By Mail Ballots Cast	Total Ballots Cast	Registered Voters	Turnout Percentage
312	19	19	65	0	4	44	44	425	10.35%
Totals	19	19	65	0	4	44	44	425	10.35%

Canvass Results Report

Official Ballot Tally

Run Time 9:07 AM

Run Date 06/13/2022

Marion County, Oregon

May 17, 2022 Primary Election

5/17/2022

Page 260

Official Results

Registered Voters

75419 of 217858 = 34.62%

Precincts Reporting

117 of 117 = 100.00%

314- Precinct Committee Person - Democrat - Vote for 16

Precinct	Sarah Rohrs	Mary Susan Moore	Susan Khalsa-Wyborski	Cindy Kimball	Nan Baker-Krofft	Cast Votes	Undervotes	Overvotes	Misc. write-in	Vote By Mail Ballots Cast	Total Ballots Cast	Registered Voters	Turnout Percentage
314	333	299	306	366	289	1,593	11,885	1	106	850	850	3,892	21.84%
Totals	333	299	306	366	289	1,593	11,885	1	106	850	850	3,892	21.84%

Canvass Results Report

Official Ballot Tally

Run Time 9:07 AM

Run Date 06/13/2022

Marion County, Oregon

May 17, 2022 Primary Election

5/17/2022

Page 261

Official Results

Registered Voters

75419 of 217858 = 34.62%

Precincts Reporting

117 of 117 = 100.00%

314- Precinct Committee Person - Republican - Vote for 16

Precinct	Gerald Lindsey	Kevin L Mannix	Joyce M Matthey (W)	Cast Votes	Undervotes	Overvotes	Misc. write-in	Vote By Mail Ballots Cast	Total Ballots Cast	Registered Voters	Turnout Percentage
314	104	179	7	290	5,001	0	37	333	333	3,892	8.56%
Totals	104	179	7	290	5,001	0	37	333	333	3,892	8.56%

Canvass Results Report

Official Ballot Tally

Run Time 9:07 AM

Run Date 06/13/2022

Marion County, Oregon

May 17, 2022 Primary Election

5/17/2022

Page 262

Official Results

Registered Voters

75419 of 217858 = 34.62%

Precincts Reporting

117 of 117 = 100.00%

320- Precinct Committee Person - Democrat - Vote for 3

Precinct	Mark Wayne Knecht	Cast Votes	Undervotes	Overvotes	Misc. write-in	Vote By Mail Ballots Cast	Total Ballots Cast	Registered Voters	Turnout Percentage
320	46	46	164	0	6	72	72	768	9.38%
Totals	46	46	164	0	6	72	72	768	9.38%

Canvass Results Report

Official Ballot Tally

Run Time 9:07 AM

Run Date 06/13/2022

Marion County, Oregon

May 17, 2022 Primary Election

5/17/2022

Page 263

Official Results

Registered Voters

75419 of 217858 = 34.62%

Precincts Reporting

117 of 117 = 100.00%

320- Precinct Committee Person - Republican - Vote for 3 No Candidate Filed

Precinct		Cast Votes	Undervotes	Overvotes	Misc. write-in	Vote By Mail Ballots Cast	Total Ballots Cast	Registered Voters	Turnout Percentage
320	0	0	159	0	9	56	56	768	7.29%
Totals	0	0	159	0	9	56	56	768	7.29%

Canvass Results Report

Official Ballot Tally

Run Time 9:07 AM

Run Date 06/13/2022

Marion County, Oregon

May 17, 2022 Primary Election

5/17/2022

Page 264

Official Results

Registered Voters

75419 of 217858 = 34.62%

Precincts Reporting

117 of 117 = 100.00%

321- Precinct Committee Person - Democrat - Vote for 10

Precinct	Angelo Arredondo	Ashley Carson Cottingham	Amanda Deyerle-Olney	Caleb Q Hayes (W)	Cast Votes	Undervotes	Overvotes	Misc. write-in	Vote By Mail Ballots Cast	Total Ballots Cast	Registered Voters	Turnout Percentage
321	155	156	127	3	441	2,820	1	29	330	330	2,349	14.05%
Totals	155	156	127	3	441	2,820	1	29	330	330	2,349	14.05%

Canvass Results Report

Official Ballot Tally

Run Time 9:07 AM

Run Date 06/13/2022

Marion County, Oregon

May 17, 2022 Primary Election

5/17/2022

Page 265

Official Results

Registered Voters

75419 of 217858 = 34.62%

Precincts Reporting

117 of 117 = 100.00%

321- Precinct Committee Person - Republican - Vote for 10

Precinct	Moses Heagy	Cast Votes	Undervotes	Overvotes	Misc. write-in	Vote By Mail Ballots Cast	Total Ballots Cast	Registered Voters	Turnout Percentage
321	63	63	1,099	0	8	117	117	2,349	4.98%
Totals	63	63	1,099	0	8	117	117	2,349	4.98%

Canvass Results Report

Official Ballot Tally

Run Time 9:07 AM

Run Date 06/13/2022

Marion County, Oregon

May 17, 2022 Primary Election

5/17/2022

Page 266

Official Results

Registered Voters

75419 of 217858 = 34.62%

Precincts Reporting

117 of 117 = 100.00%

322- Precinct Committee Person - Democrat - Vote for 14

Precinct	Siobhan Marsh	Daniel Balm	Cast Votes	Undervotes	Overvotes	Misc. write-in	Vote By Mail Ballots Cast	Total Ballots Cast	Registered Voters	Turnout Percentage
322	172	167	339	4,583	0	34	354	354	3,483	10.16%
Totals	172	167	339	4,583	0	34	354	354	3,483	10.16%

Canvass Results Report

Official Ballot Tally

Run Time 9:07 AM

Run Date 06/13/2022

Marion County, Oregon

May 17, 2022 Primary Election

5/17/2022

Page 267

Official Results

Registered Voters

75419 of 217858 = 34.62%

Precincts Reporting

117 of 117 = 100.00%

322- Precinct Committee Person - Republican - Vote for 14

Precinct	Nikolas Ruiz Anderson	Mike Slagle	Cast Votes	Undervotes	Overvotes	Misc. write-in	Vote By Mail Ballots Cast	Total Ballots Cast	Registered Voters	Turnout Percentage
322	89	151	240	3,662	1	32	282	282	3,483	8.10%
Totals	89	151	240	3,662	1	32	282	282	3,483	8.10%

Canvass Results Report

Official Ballot Tally

Run Time 9:07 AM

Run Date 06/13/2022

Marion County, Oregon

May 17, 2022 Primary Election

5/17/2022

Page 268

Official Results

Registered Voters

75419 of 217858 = 34.62%

Precincts Reporting

117 of 117 = 100.00%

323- Precinct Committee Person - Democrat - Vote for 17

Precinct	Anita Owen	Joyce Judy	Jim Scheppke	Carol Suzuki	William Holmstrom	Walter Perry	Lillie Manvel	Evan Manvel	Brian Clem	Christine A Chute	Linda Nishioka	Linda J Garland
323	349	350	415	443	234	240	338	257	594	359	545	301
Totals	349	350	415	443	234	240	338	257	594	359	545	301

Canvass Results Report

Official Ballot Tally

Run Time 9:07 AM

Run Date 06/13/2022

Marion County, Oregon

May 17, 2022 Primary Election

5/17/2022

Page 269

Official Results

Registered Voters

75419 of 217858 = 34.62%

Precincts Reporting

117 of 117 = 100.00%

323- Precinct Committee Person - Democrat - Vote for 17

Precinct	Bill Galbraith	Marcia Kelley	Lisa K Taylor	Mike Ellison	Melissa Fey	Victor Dodier	Rebekah E Degner	Wally Benson	Cast Votes	Undervotes	Overvotes	Misc. write-in	Vote By Mail Ballots Cast
323	222	382	314	266	343	257	306	264	6,779	13,365	5	52	1,193
Totals	222	382	314	266	343	257	306	264	6,779	13,365	5	52	1,193

Canvass Results Report

Official Ballot Tally

Run Time 9:07 AM

Run Date 06/13/2022

Marion County, Oregon

May 17, 2022 Primary Election

5/17/2022

Page 270

Official Results

Registered Voters

75419 of 217858 = 34.62%

Precincts Reporting

117 of 117 = 100.00%

323- Precinct Committee Person - Democrat - Vote for 17

Precinct	Total Ballots Cast	Registered Voters	Turnout Percentage
323	1,193	4,172	28.60%
Totals	1,193	4,172	28.60%

Canvass Results Report

Official Ballot Tally

Run Time 9:07 AM

Run Date 06/13/2022

Marion County, Oregon

May 17, 2022 Primary Election

5/17/2022

Page 271

Official Results

Registered Voters

75419 of 217858 = 34.62%

Precincts Reporting

117 of 117 = 100.00%

323- Precinct Committee Person - Republican - Vote for 17

Precinct	Conrad J Herold	Mark Cruz	Cast Votes	Undervotes	Overvotes	Misc. write-in	Vote By Mail Ballots Cast	Total Ballots Cast	Registered Voters	Turnout Percentage
323	118	137	255	5,936	0	14	365	365	4,172	8.75%
Totals	118	137	255	5,936	0	14	365	365	4,172	8.75%

Canvass Results Report

Official Ballot Tally

Run Time 9:07 AM

Run Date 06/13/2022

Marion County, Oregon

May 17, 2022 Primary Election

5/17/2022

Page 272

Official Results

Registered Voters

75419 of 217858 = 34.62%

Precincts Reporting

117 of 117 = 100.00%

324- Precinct Committee Person - Democrat - Vote for 2 No Candidate Filed

Precinct		Cast Votes	Undervotes	Overvotes	Misc. write-in	Vote By Mail Ballots Cast	Total Ballots Cast	Registered Voters	Turnout Percentage
324	0	0	12	0	2	7	7	203	3.45%
Totals	0	0	12	0	2	7	7	203	3.45%

Canvass Results Report

Official Ballot Tally

Run Time 9:07 AM
Run Date 06/13/2022

Marion County, Oregon

May 17, 2022 Primary Election

5/17/2022

Page 273

Official Results

Registered Voters
75419 of 217858 = 34.62%

Precincts Reporting
117 of 117 = 100.00%

324- Precinct Committee Person - Republican - Vote for 2 No Candidate Filed

Precinct		Cast Votes	Undervotes	Overvotes	Misc. write-in	Vote By Mail Ballots Cast	Total Ballots Cast	Registered Voters	Turnout Percentage
324	0	0	28	0	0	14	14	203	6.90%
Totals	0	0	28	0	0	14	14	203	6.90%

Canvass Results Report

Official Ballot Tally

Run Time 9:07 AM
Run Date 06/13/2022

Marion County, Oregon

May 17, 2022 Primary Election

5/17/2022

Page 276

Official Results

Registered Voters
75419 of 217858 = 34.62%

Precincts Reporting
117 of 117 = 100.00%

326- Precinct Committee Person - Democrat - Vote for 2 No Candidate Filed

Precinct		Cast Votes	Undervotes	Overvotes	Misc. write-in	Vote By Mail Ballots Cast	Total Ballots Cast	Registered Voters	Turnout Percentage
326	0	0	261	0	9	135	135	393	34.35%
Totals	0	0	261	0	9	135	135	393	34.35%

Canvass Results Report

Official Ballot Tally

Run Time 9:07 AM

Run Date 06/13/2022

Marion County, Oregon

May 17, 2022 Primary Election

5/17/2022

Page 277

Official Results

Registered Voters

75419 of 217858 = 34.62%

Precincts Reporting

117 of 117 = 100.00%

326- Precinct Committee Person - Republican - Vote for 2 No Candidate Filed

Precinct		Cast Votes	Undervotes	Overvotes	Misc. write-in	Vote By Mail Ballots Cast	Total Ballots Cast	Registered Voters	Turnout Percentage
326	0	0	118	0	12	65	65	393	16.54%
Totals	0	0	118	0	12	65	65	393	16.54%

Canvass Results Report

Official Ballot Tally

Run Time 9:07 AM

Run Date 06/13/2022

Marion County, Oregon

May 17, 2022 Primary Election

5/17/2022

Page 278

Official Results

Registered Voters

75419 of 217858 = 34.62%

Precincts Reporting

117 of 117 = 100.00%

330- Precinct Committee Person - Democrat - Vote for 7

Precinct	Robert W Maynard	Sally Cook	Shelaswau Crier	Cast Votes	Undervotes	Overvotes	Misc. write-in	Vote By Mail Ballots Cast	Total Ballots Cast	Registered Voters	Turnout Percentage
330	97	126	124	347	1,518	0	18	269	269	1,691	15.91%
Totals	97	126	124	347	1,518	0	18	269	269	1,691	15.91%

Canvass Results Report

Official Ballot Tally

Run Time 9:07 AM

Run Date 06/13/2022

Marion County, Oregon

May 17, 2022 Primary Election

5/17/2022

Page 279

Official Results

Registered Voters

75419 of 217858 = 34.62%

Precincts Reporting

117 of 117 = 100.00%

330- Precinct Committee Person - Republican - Vote for 7

Precinct	Ron Whitwell	Cast Votes	Undervotes	Overvotes	Misc. write-in	Vote By Mail Ballots Cast	Total Ballots Cast	Registered Voters	Turnout Percentage
330	101	101	1,170	0	10	183	183	1,691	10.82%
Totals	101	101	1,170	0	10	183	183	1,691	10.82%

Canvass Results Report

Official Ballot Tally

Run Time 9:07 AM

Run Date 06/13/2022

Marion County, Oregon

May 17, 2022 Primary Election

5/17/2022

Page 280

Official Results

Registered Voters

75419 of 217858 = 34.62%

Precincts Reporting

117 of 117 = 100.00%

331- Precinct Committee Person - Democrat - Vote for 16

Precinct	Rick Hartwig	Cast Votes	Undervotes	Overvotes	Misc. write-in	Vote By Mail Ballots Cast	Total Ballots Cast	Registered Voters	Turnout Percentage
331	365	365	10,474	0	41	680	680	3,836	17.73%
Totals	365	365	10,474	0	41	680	680	3,836	17.73%

Canvass Results Report

Official Ballot Tally

Run Time 9:07 AM

Run Date 06/13/2022

Marion County, Oregon

May 17, 2022 Primary Election

5/17/2022

Page 281

Official Results

Registered Voters

75419 of 217858 = 34.62%

Precincts Reporting

117 of 117 = 100.00%

331- Precinct Committee Person - Republican - Vote for 16

Precinct	Chaille Shipps	Sue May	David W Turner	Janet E Nelson (W)	Mered S Frankel (W)	Cast Votes	Undervotes	Overvotes	Misc. write-in	Vote By Mail Ballots Cast	Total Ballots Cast	Registered Voters	Turnout Percentage
331	224	215	239	4	3	685	8,503	0	44	577	577	3,836	15.04%
Totals	224	215	239	4	3	685	8,503	0	44	577	577	3,836	15.04%

Canvass Results Report

Official Ballot Tally

Run Time 9:07 AM

Run Date 06/13/2022

Marion County, Oregon

May 17, 2022 Primary Election

5/17/2022

Page 282

Official Results

Registered Voters

75419 of 217858 = 34.62%

Precincts Reporting

117 of 117 = 100.00%

332- Precinct Committee Person - Democrat - Vote for 27

Precinct	Kirk Leonard	Trevor Phillips	Melissa S Fey (W)	Cast Votes	Undervotes	Overvotes	Misc. write-in	Vote By Mail Ballots Cast	Total Ballots Cast	Registered Voters	Turnout Percentage
332	447	658	8	1,113	33,411	0	90	1,282	1,282	6,646	19.29%
Totals	447	658	8	1,113	33,411	0	90	1,282	1,282	6,646	19.29%

Canvass Results Report

Official Ballot Tally

Run Time 9:07 AM

Run Date 06/13/2022

Marion County, Oregon

May 17, 2022 Primary Election

5/17/2022

Page 283

Official Results

Registered Voters

75419 of 217858 = 34.62%

Precincts Reporting

117 of 117 = 100.00%

332- Precinct Committee Person - Republican - Vote for 27

Precinct	Scott Schaefer	Guenndolyn Purnell	Cast Votes	Undervotes	Overvotes	Misc. write-in	Vote By Mail Ballots Cast	Total Ballots Cast	Registered Voters	Turnout Percentage
332	354	287	641	23,163	1	64	885	885	6,646	13.32%
Totals	354	287	641	23,163	1	64	885	885	6,646	13.32%

Canvass Results Report

Official Ballot Tally

Run Time 9:07 AM

Run Date 06/13/2022

Marion County, Oregon

May 17, 2022 Primary Election

5/17/2022

Page 284

Official Results

Registered Voters

75419 of 217858 = 34.62%

Precincts Reporting

117 of 117 = 100.00%

333- Precinct Committee Person - Democrat - Vote for 7 No Candidate Filed

Precinct		Cast Votes	Undervotes	Overvotes	Misc. write-in	Vote By Mail Ballots Cast	Total Ballots Cast	Registered Voters	Turnout Percentage
333	0	0	1,367	0	19	198	198	1,763	11.23%
Totals	0	0	1,367	0	19	198	198	1,763	11.23%

Canvass Results Report

Official Ballot Tally

Run Time 9:07 AM

Run Date 06/13/2022

Marion County, Oregon

May 17, 2022 Primary Election

5/17/2022

Page 285

Official Results

Registered Voters
75419 of 217858 = 34.62%

Precincts Reporting
117 of 117 = 100.00%

333- Precinct Committee Person - Republican - Vote for 7

Precinct	Sandy J Muncy	Shawna P Young	Cast Votes	Undervotes	Overvotes	Misc. write-in	Vote By Mail Ballots Cast	Total Ballots Cast	Registered Voters	Turnout Percentage
333	93	91	184	1,434	0	20	234	234	1,763	13.27%
Totals	93	91	184	1,434	0	20	234	234	1,763	13.27%

Canvass Results Report

Official Ballot Tally

Run Time 9:07 AM

Run Date 06/13/2022

Marion County, Oregon

May 17, 2022 Primary Election

5/17/2022

Page 286

Official Results

Registered Voters

75419 of 217858 = 34.62%

Precincts Reporting

117 of 117 = 100.00%

340- Precinct Committee Person - Democrat - Vote for 21

Precinct	Nathaniel Robison	Jackie Leung	Scott Mainwaring	Cast Votes	Undervotes	Overvotes	Misc. write-in	Vote By Mail Ballots Cast	Total Ballots Cast	Registered Voters	Turnout Percentage
340	248	390	242	880	14,963	0	75	758	758	5,155	14.70%
Totals	248	390	242	880	14,963	0	75	758	758	5,155	14.70%

Canvass Results Report

Official Ballot Tally

Run Time 9:07 AM

Run Date 06/13/2022

Marion County, Oregon

May 17, 2022 Primary Election

5/17/2022

Page 287

Official Results

Registered Voters

75419 of 217858 = 34.62%

Precincts Reporting

117 of 117 = 100.00%

340- Precinct Committee Person - Republican - Vote for 21

Precinct	Darcy Rapoza	Charlene Knudsen	Daniel Knudsen	Darlene M Karner (W)	Keith M Thompson (W)	Cast Votes	Undervotes	Overvotes	Misc. write-in	Vote By Mail Ballots Cast	Total Ballots Cast	Registered Voters	Turnout Percentage
340	271	268	260	4	4	807	16,433	1	64	825	825	5,155	16.00%
Totals	271	268	260	4	4	807	16,433	1	64	825	825	5,155	16.00%

Canvass Results Report

Official Ballot Tally

Run Time 9:07 AM
Run Date 06/13/2022

Marion County, Oregon

May 17, 2022 Primary Election

5/17/2022

Page 288

Official Results

Registered Voters
75419 of 217858 = 34.62%

Precincts Reporting
117 of 117 = 100.00%

341- Precinct Committee Person - Democrat - Vote for 7 No Candidate Filed

Precinct	Zachary E Matot (W)	Cast Votes	Undervotes	Overvotes	Misc. write-in	Vote By Mail Ballots Cast	Total Ballots Cast	Registered Voters	Turnout Percentage
341	3	3	2,250	0	29	326	326	1,716	19.00%
Totals	3	3	2,250	0	29	326	326	1,716	19.00%

Canvass Results Report

Official Ballot Tally

Run Time 9:07 AM

Run Date 06/13/2022

Marion County, Oregon

May 17, 2022 Primary Election

5/17/2022

Page 289

Official Results

Registered Voters

75419 of 217858 = 34.62%

Precincts Reporting

117 of 117 = 100.00%

341- Precinct Committee Person - Republican - Vote for 7

Precinct	Michelle L Huber	Sharon Krause	Rosemary Scott (W)	Cast Votes	Undervotes	Overvotes	Misc. write-in	Vote By Mail Ballots Cast	Total Ballots Cast	Registered Voters	Turnout Percentage
341	107	97	4	208	1,574	1	31	260	260	1,716	15.15%
Totals	107	97	4	208	1,574	1	31	260	260	1,716	15.15%

Canvass Results Report

Official Ballot Tally

Run Time 9:07 AM

Run Date 06/13/2022

Marion County, Oregon

May 17, 2022 Primary Election

5/17/2022

Page 290

Official Results

Registered Voters

75419 of 217858 = 34.62%

Precincts Reporting

117 of 117 = 100.00%

342- Precinct Committee Person - Democrat - Vote for 30

Precinct	Bernie Sims	Ingrid Stromberg	James Sundell	Kathleen Sundell	Wayne Harris	Teresa Morris	Dynee Medlock	William (Bill) Dalton	Glenn Baly	Sheryl L Ellis (W)	Cast Votes	Undervotes	Overvotes
342	485	481	466	488	453	472	565	471	457	3	4,341	33,466	0
Totals	485	481	466	488	453	472	565	471	457	3	4,341	33,466	0

Canvass Results Report

Official Ballot Tally

Run Time 9:07 AM

Run Date 06/13/2022

Marion County, Oregon

May 17, 2022 Primary Election

5/17/2022

Page 291

Official Results

Registered Voters

75419 of 217858 = 34.62%

Precincts Reporting

117 of 117 = 100.00%

342- Precinct Committee Person - Democrat - Vote for 30

Precinct	Misc. write-in	Vote By Mail Ballots Cast	Total Ballots Cast	Registered Voters	Turnout Percentage
342	53	1,262	1,262	7,477	16.88%
Totals	53	1,262	1,262	7,477	16.88%

Canvass Results Report

Official Ballot Tally

Run Time 9:07 AM

Run Date 06/13/2022

Marion County, Oregon

May 17, 2022 Primary Election

5/17/2022

Page 292

Official Results

Registered Voters

75419 of 217858 = 34.62%

Precincts Reporting

117 of 117 = 100.00%

342- Precinct Committee Person - Republican - Vote for 30

Precinct	Dari Shaffer	Carla Paradine	Michelle M Mhoon	Carla M Paradine (W)	Mark A McBryde (W)	Cast Votes	Undervotes	Overvotes	Misc. write-in	Vote By Mail Ballots Cast	Total Ballots Cast	Registered Voters	Turnout Percentage
342	406	424	454	2	3	1,289	35,439	0	52	1,226	1,226	7,477	16.40%
Totals	406	424	454	2	3	1,289	35,439	0	52	1,226	1,226	7,477	16.40%

Canvass Results Report

Official Ballot Tally

Run Time 9:07 AM

Run Date 06/13/2022

Marion County, Oregon

May 17, 2022 Primary Election

5/17/2022

Page 293

Official Results

Registered Voters

75419 of 217858 = 34.62%

Precincts Reporting

117 of 117 = 100.00%

343- Precinct Committee Person - Democrat - Vote for 4

Precinct	Kyle Elwood	Cindy J Burgess	David R Mckenna (W)	Velma M Hampson (W)	Cast Votes	Undervotes	Overvotes	Misc. write-in	Vote By Mail Ballots Cast	Total Ballots Cast	Registered Voters	Turnout Percentage
343	88	120	4	1	213	614	0	5	208	208	1,089	19.10%
Totals	88	120	4	1	213	614	0	5	208	208	1,089	19.10%

Canvass Results Report

Official Ballot Tally

Run Time 9:07 AM

Run Date 06/13/2022

Marion County, Oregon

May 17, 2022 Primary Election

5/17/2022

Page 294

Official Results

Registered Voters

75419 of 217858 = 34.62%

Precincts Reporting

117 of 117 = 100.00%

343- Precinct Committee Person - Republican - Vote for 4

Precinct	Michelle King	Cast Votes	Undervotes	Overvotes	Misc. write-in	Vote By Mail Ballots Cast	Total Ballots Cast	Registered Voters	Turnout Percentage
343	95	95	651	0	2	187	187	1,089	17.17%
Totals	95	95	651	0	2	187	187	1,089	17.17%

Canvass Results Report

Official Ballot Tally

Run Time 9:07 AM

Run Date 06/13/2022

Marion County, Oregon

May 17, 2022 Primary Election

5/17/2022

Page 295

Official Results

Registered Voters

75419 of 217858 = 34.62%

Precincts Reporting

117 of 117 = 100.00%

350- Precinct Committee Person - Democrat - Vote for 23 No Candidate Filed

Precinct		Cast Votes	Undervotes	Overvotes	Misc. write-in	Vote By Mail Ballots Cast	Total Ballots Cast	Registered Voters	Turnout Percentage
350	0	0	9,317	0	44	407	407	5,516	7.38%
Totals	0	0	9,317	0	44	407	407	5,516	7.38%

Canvass Results Report

Official Ballot Tally

Run Time 9:07 AM

Run Date 06/13/2022

Marion County, Oregon

May 17, 2022 Primary Election

5/17/2022

Page 296

Official Results

Registered Voters

75419 of 217858 = 34.62%

Precincts Reporting

117 of 117 = 100.00%

350- Precinct Committee Person - Republican - Vote for 23

Precinct	Jeffrey S Heyen	Marty Heyen	Casity Troutt	Marlayne L Madison (W)	Cast Votes	Undervotes	Overvotes	Misc. write-in	Vote By Mail Ballots Cast	Total Ballots Cast	Registered Voters	Turnout Percentage
350	130	129	126	1	386	7,455	0	25	342	342	5,516	6.20%
Totals	130	129	126	1	386	7,455	0	25	342	342	5,516	6.20%

Canvass Results Report

Official Ballot Tally

Run Time 9:07 AM

Run Date 06/13/2022

Marion County, Oregon

May 17, 2022 Primary Election

5/17/2022

Page 297

Official Results

Registered Voters

75419 of 217858 = 34.62%

Precincts Reporting

117 of 117 = 100.00%

351- Precinct Committee Person - Democrat - Vote for 6

Precinct	Hollie K Oakes-Miller	Susan Schwab	Patrick Schwab	Gary E Miller Jr	Cast Votes	Undervotes	Overvotes	Misc. write-in	Vote By Mail Ballots Cast	Total Ballots Cast	Registered Voters	Turnout Percentage
351	70	54	51	58	233	510	0	13	126	126	1,431	8.81%
Totals	70	54	51	58	233	510	0	13	126	126	1,431	8.81%

Canvass Results Report

Official Ballot Tally

Run Time 9:07 AM

Run Date 06/13/2022

Marion County, Oregon

May 17, 2022 Primary Election

5/17/2022

Page 298

Official Results

Registered Voters

75419 of 217858 = 34.62%

Precincts Reporting

117 of 117 = 100.00%

351- Precinct Committee Person - Republican - Vote for 6 No Candidate Filed

Precinct		Cast Votes	Undervotes	Overvotes	Misc. write-in	Vote By Mail Ballots Cast	Total Ballots Cast	Registered Voters	Turnout Percentage
351	0	0	777	0	9	131	131	1,431	9.15%
Totals	0	0	777	0	9	131	131	1,431	9.15%

Canvass Results Report

Official Ballot Tally

Run Time 9:07 AM

Run Date 06/13/2022

Marion County, Oregon

May 17, 2022 Primary Election

5/17/2022

Page 299

Official Results

Registered Voters

75419 of 217858 = 34.62%

Precincts Reporting

117 of 117 = 100.00%

352- Precinct Committee Person - Democrat - Vote for 13

Precinct	Maria Hinojos Pressey	Cast Votes	Undervotes	Overvotes	Misc. write-in	Vote By Mail Ballots Cast	Total Ballots Cast	Registered Voters	Turnout Percentage
352	221	221	3,852	3	22	318	318	3,287	9.67%
Totals	221	221	3,852	3	22	318	318	3,287	9.67%

Canvass Results Report

Official Ballot Tally

Run Time 9:07 AM

Run Date 06/13/2022

Marion County, Oregon

May 17, 2022 Primary Election

5/17/2022

Page 300

Official Results

Registered Voters

75419 of 217858 = 34.62%

Precincts Reporting

117 of 117 = 100.00%

352- Precinct Committee Person - Republican - Vote for 13

Precinct	Rosalie Smith	Vija M Enzenberger (W)	Cast Votes	Undervotes	Overvotes	Misc. write-in	Vote By Mail Ballots Cast	Total Ballots Cast	Registered Voters	Turnout Percentage
352	146	3	149	4,059	1	17	326	326	3,287	9.92%
Totals	146	3	149	4,059	1	17	326	326	3,287	9.92%

Canvass Results Report

Official Ballot Tally

Run Time 9:07 AM

Run Date 06/13/2022

Marion County, Oregon

May 17, 2022 Primary Election

5/17/2022

Page 301

Official Results

Registered Voters

75419 of 217858 = 34.62%

Precincts Reporting

117 of 117 = 100.00%

353- Precinct Committee Person - Democrat - Vote for 2 No Candidate Filed

Precinct		Cast Votes	Undervotes	Overvotes	Misc. write-in	Vote By Mail Ballots Cast	Total Ballots Cast	Registered Voters	Turnout Percentage
353	0	0	38	0	2	20	20	182	10.99%
Totals	0	0	38	0	2	20	20	182	10.99%

Canvass Results Report

Official Ballot Tally

Run Time 9:07 AM

Run Date 06/13/2022

Marion County, Oregon

May 17, 2022 Primary Election

5/17/2022

Page 302

Official Results

Registered Voters

75419 of 217858 = 34.62%

Precincts Reporting

117 of 117 = 100.00%

353- Precinct Committee Person - Republican - Vote for 2 No Candidate Filed

Precinct		Cast Votes	Undervotes	Overvotes	Misc. write-in	Vote By Mail Ballots Cast	Total Ballots Cast	Registered Voters	Turnout Percentage
353	0	0	41	0	1	21	21	182	11.54%
Totals	0	0	41	0	1	21	21	182	11.54%

Canvass Results Report

Official Ballot Tally

Run Time 9:07 AM

Run Date 06/13/2022

Marion County, Oregon

May 17, 2022 Primary Election

5/17/2022

Page 303

Official Results

Registered Voters

75419 of 217858 = 34.62%

Precincts Reporting

117 of 117 = 100.00%

354- Precinct Committee Person - Democrat - Vote for 5 No Candidate Filed

Precinct		Cast Votes	Undervotes	Overvotes	Misc. write-in	Vote By Mail Ballots Cast	Total Ballots Cast	Registered Voters	Turnout Percentage
354	0	0	709	0	11	144	144	1,225	11.76%
Totals	0	0	709	0	11	144	144	1,225	11.76%

Canvass Results Report

Official Ballot Tally

Run Time 9:07 AM

Run Date 06/13/2022

Marion County, Oregon

May 17, 2022 Primary Election

5/17/2022

Page 304

Official Results

Registered Voters

75419 of 217858 = 34.62%

Precincts Reporting

117 of 117 = 100.00%

354- Precinct Committee Person - Republican - Vote for 5 No Candidate Filed

Precinct		Cast Votes	Undervotes	Overvotes	Misc. write-in	Vote By Mail Ballots Cast	Total Ballots Cast	Registered Voters	Turnout Percentage
354	0	0	362	0	3	73	73	1,225	5.96%
Totals	0	0	362	0	3	73	73	1,225	5.96%

Canvass Results Report

Official Ballot Tally

Run Time 9:07 AM

Run Date 06/13/2022

Marion County, Oregon

May 17, 2022 Primary Election

5/17/2022

Page 305

Official Results

Registered Voters

75419 of 217858 = 34.62%

Precincts Reporting

117 of 117 = 100.00%

355- Precinct Committee Person - Democrat - Vote for 2 No Candidate Filed

Precinct		Cast Votes	Undervotes	Overvotes	Misc. write-in	Vote By Mail Ballots Cast	Total Ballots Cast	Registered Voters	Turnout Percentage
355	0	0	12	0	0	6	6	108	5.56%
Totals	0	0	12	0	0	6	6	108	5.56%

Canvass Results Report

Official Ballot Tally

Run Time 9:07 AM

Run Date 06/13/2022

Marion County, Oregon

May 17, 2022 Primary Election

5/17/2022

Page 306

Official Results

Registered Voters

75419 of 217858 = 34.62%

Precincts Reporting

117 of 117 = 100.00%

355- Precinct Committee Person - Republican - Vote for 2 No Candidate Filed

Precinct		Cast Votes	Undervotes	Overvotes	Misc. write-in	Vote By Mail Ballots Cast	Total Ballots Cast	Registered Voters	Turnout Percentage
355	0	0	18	0	0	9	9	108	8.33%
Totals	0	0	18	0	0	9	9	108	8.33%

Canvass Results Report

Official Ballot Tally

Run Time 9:07 AM

Run Date 06/13/2022

Marion County, Oregon

May 17, 2022 Primary Election

5/17/2022

Page 307

Official Results

Registered Voters

75419 of 217858 = 34.62%

Precincts Reporting

117 of 117 = 100.00%

361- Precinct Committee Person - Democrat - Vote for 15

Precinct	Santiago Espinosa	Ché Finch	Maryann Beirne	Cast Votes	Undervotes	Overvotes	Misc. write-in	Vote By Mail Ballots Cast	Total Ballots Cast	Registered Voters	Turnout Percentage
361	119	88	123	330	4,029	1	21	293	293	3,721	7.87%
Totals	119	88	123	330	4,029	1	21	293	293	3,721	7.87%

Canvass Results Report

Official Ballot Tally

Run Time 9:07 AM

Run Date 06/13/2022

Marion County, Oregon

May 17, 2022 Primary Election

5/17/2022

Page 308

Official Results

Registered Voters

75419 of 217858 = 34.62%

Precincts Reporting

117 of 117 = 100.00%

361- Precinct Committee Person - Republican - Vote for 15

Precinct	Tom Chereck Jr	Pamela Blake	Cast Votes	Undervotes	Overvotes	Misc. write-in	Vote By Mail Ballots Cast	Total Ballots Cast	Registered Voters	Turnout Percentage
361	118	117	235	3,777	0	23	269	269	3,721	7.23%
Totals	118	117	235	3,777	0	23	269	269	3,721	7.23%

Canvass Results Report

Official Ballot Tally

Run Time 9:07 AM

Run Date 06/13/2022

Marion County, Oregon

May 17, 2022 Primary Election

5/17/2022

Page 309

Official Results

Registered Voters

75419 of 217858 = 34.62%

Precincts Reporting

117 of 117 = 100.00%

362- Precinct Committee Person - Democrat - Vote for 13

Precinct	Nathaniel E Owen	Stacey Vieyra-Braendle	Cast Votes	Undervotes	Overvotes	Misc. write-in	Vote By Mail Ballots Cast	Total Ballots Cast	Registered Voters	Turnout Percentage
362	154	225	379	4,419	0	12	370	370	3,103	11.92%
Totals	154	225	379	4,419	0	12	370	370	3,103	11.92%

Canvass Results Report

Official Ballot Tally

Run Time 9:07 AM

Run Date 06/13/2022

Marion County, Oregon

May 17, 2022 Primary Election

5/17/2022

Page 310

Official Results

Registered Voters

75419 of 217858 = 34.62%

Precincts Reporting

117 of 117 = 100.00%

362- Precinct Committee Person - Republican - Vote for 13 No Candidate Filed

Precinct		Cast Votes	Undervotes	Overvotes	Misc. write-in	Vote By Mail Ballots Cast	Total Ballots Cast	Registered Voters	Turnout Percentage
362	0	0	3,248	0	15	251	251	3,103	8.09%
Totals	0	0	3,248	0	15	251	251	3,103	8.09%

Canvass Results Report

Official Ballot Tally

Run Time 9:07 AM

Run Date 06/13/2022

Marion County, Oregon

May 17, 2022 Primary Election

5/17/2022

Page 311

Official Results

Registered Voters

75419 of 217858 = 34.62%

Precincts Reporting

117 of 117 = 100.00%

363- Precinct Committee Person - Democrat - Vote for 18

Precinct	Elaine M Jenkins	Chris Hoy	Cast Votes	Undervotes	Overvotes	Misc. write-in	Vote By Mail Ballots Cast	Total Ballots Cast	Registered Voters	Turnout Percentage
363	192	213	405	7,205	0	22	424	424	4,306	9.85%
Totals	192	213	405	7,205	0	22	424	424	4,306	9.85%

Canvass Results Report

Official Ballot Tally

Run Time 9:07 AM

Run Date 06/13/2022

Marion County, Oregon

May 17, 2022 Primary Election

5/17/2022

Page 312

Official Results

Registered Voters

75419 of 217858 = 34.62%

Precincts Reporting

117 of 117 = 100.00%

363- Precinct Committee Person - Republican - Vote for 18

Precinct	Avis R Reddaway	Helen Shafer	Kenneth Shafer	Ruthie Smith	Michael Stoffey	Deborah G Taylor (W)	Douglas P Rodgers (W)	Elaine E Cummings (W)	Margo A Rodgers (W)	Tammy Goff (W)	Cast Votes	Undervotes	Overvotes
363	174	181	186	180	190	3	4	3	3	2	926	7,634	0
Totals	174	181	186	180	190	3	4	3	3	2	926	7,634	0

Canvass Results Report

Official Ballot Tally

Run Time 9:07 AM

Run Date 06/13/2022

Marion County, Oregon

May 17, 2022 Primary Election

5/17/2022

Page 313

Official Results

Registered Voters

75419 of 217858 = 34.62%

Precincts Reporting

117 of 117 = 100.00%

363- Precinct Committee Person - Republican - Vote for 18

Precinct	Misc. write-in	Vote By Mail Ballots Cast	Total Ballots Cast	Registered Voters	Turnout Percentage
363	44	478	478	4,306	11.10%
Totals	44	478	478	4,306	11.10%

Canvass Results Report

Official Ballot Tally

Run Time 9:07 AM

Run Date 06/13/2022

Marion County, Oregon

May 17, 2022 Primary Election

5/17/2022

Page 314

Official Results

Registered Voters

75419 of 217858 = 34.62%

Precincts Reporting

117 of 117 = 100.00%

370- Precinct Committee Person - Democrat - Vote for 21

Precinct	Michael J Raynak	Deb Patterson	Nancy MacMorris-Adix	Vanessa Nordyke	Alec Nikas	Sean Nikas	Mary Nikas	Leo Kapocias	Rachel Dewey Thorsett	Ron Eachus	Lee Effinger	Nick Eustrom
370	421	732	517	707	408	424	435	407	496	473	411	434
Totals	421	732	517	707	408	424	435	407	496	473	411	434

Canvass Results Report

Official Ballot Tally

Run Time 9:07 AM

Run Date 06/13/2022

Marion County, Oregon

May 17, 2022 Primary Election

5/17/2022

Page 315

Official Results

Registered Voters

75419 of 217858 = 34.62%

Precincts Reporting

117 of 117 = 100.00%

370- Precinct Committee Person - Democrat - Vote for 21

Precinct	Vivien L Bliss	Cast Votes	Undervotes	Overvotes	Misc. write-in	Vote By Mail Ballots Cast	Total Ballots Cast	Registered Voters	Turnout Percentage
370	426	6,291	22,279	1	137	1,368	1,368	5,137	26.63%
Totals	426	6,291	22,279	1	137	1,368	1,368	5,137	26.63%

Canvass Results Report

Official Ballot Tally

Run Time 9:07 AM

Run Date 06/13/2022

Marion County, Oregon

May 17, 2022 Primary Election

5/17/2022

Page 316

Official Results

Registered Voters

75419 of 217858 = 34.62%

Precincts Reporting

117 of 117 = 100.00%

370- Precinct Committee Person - Republican - Vote for 21

Precinct	Rodney Stubbs	Bob Cannon	Brenda D Clarke	Pamela Kniffin	Linda Farrington	Dan Farrington	A Scott Duggins	Warren Bednarz	Cast Votes	Undervotes	Overvotes	Misc. write-in	Vote By Mail Ballots Cast
370	265	303	252	288	325	331	253	300	2,317	15,732	1	74	864
Totals	265	303	252	288	325	331	253	300	2,317	15,732	1	74	864

Canvass Results Report

Official Ballot Tally

Run Time 9:07 AM

Run Date 06/13/2022

Marion County, Oregon

May 17, 2022 Primary Election

5/17/2022

Page 317

Official Results

Registered Voters

75419 of 217858 = 34.62%

Precincts Reporting

117 of 117 = 100.00%

370- Precinct Committee Person - Republican - Vote for 21

Precinct	Total Ballots Cast	Registered Voters	Turnout Percentage
370	864	5,137	16.82%
Totals	864	5,137	16.82%

Canvass Results Report

Official Ballot Tally

Run Time 9:07 AM

Run Date 06/13/2022

Marion County, Oregon

May 17, 2022 Primary Election

5/17/2022

Page 318

Official Results

Registered Voters

75419 of 217858 = 34.62%

Precincts Reporting

117 of 117 = 100.00%

371- Precinct Committee Person - Democrat - Vote for 21

Precinct	Joel Rosenblit	Stephanie C Aguilera	Wesley J Jolley	Emily Sorce	Evan Sorce	Patricia L Williams	Sheryl Wetzel	Lowell Wetzel	Paul A Graham	Kathy T Graham	Lorie Fontaine	Dana Brown
371	390	411	374	384	374	382	376	366	378	390	406	381
Totals	390	411	374	384	374	382	376	366	378	390	406	381

Canvass Results Report

Official Ballot Tally

Run Time 9:07 AM

Run Date 06/13/2022

Marion County, Oregon

May 17, 2022 Primary Election

5/17/2022

Page 319

Official Results

Registered Voters

75419 of 217858 = 34.62%

Precincts Reporting

117 of 117 = 100.00%

371- Precinct Committee Person - Democrat - Vote for 21

Precinct	Tracy Snyder (W)	Cast Votes	Undervotes	Overvotes	Misc. write-in	Vote By Mail Ballots Cast	Total Ballots Cast	Registered Voters	Turnout Percentage
371	2	4,614	18,484	1	107	1,106	1,106	5,216	21.20%
Totals	2	4,614	18,484	1	107	1,106	1,106	5,216	21.20%

Canvass Results Report

Official Ballot Tally

Run Time 9:07 AM

Run Date 06/13/2022

Marion County, Oregon

May 17, 2022 Primary Election

5/17/2022

Page 320

Official Results

Registered Voters
75419 of 217858 = 34.62%

Precincts Reporting
117 of 117 = 100.00%

371- Precinct Committee Person - Republican - Vote for 21

Precinct	Shannon Rozewski	Suzanne M Pratt	Bill Guthridge	Mary Louise VanNatta-Gail	Lisa J Paluska (W)	Cast Votes	Undervotes	Overvotes	Misc. write-in	Vote By Mail Ballots Cast	Total Ballots Cast	Registered Voters	Turnout Percentage
371	221	236	255	285	0	997	15,403	0	85	785	785	5,216	15.05%
Totals	221	236	255	285	0	997	15,403	0	85	785	785	5,216	15.05%

Canvass Results Report

Official Ballot Tally

Run Time 9:07 AM

Run Date 06/13/2022

Marion County, Oregon

May 17, 2022 Primary Election

5/17/2022

Page 321

Official Results

Registered Voters

75419 of 217858 = 34.62%

Precincts Reporting

117 of 117 = 100.00%

372- Precinct Committee Person - Democrat - Vote for 20

Precinct	Jonathan Sandau	Reginald Hendrix	Peter Wells	Barbara Fuller	Roscoe J Anderson (W)	Cast Votes	Undervotes	Overvotes	Misc. write-in	Vote By Mail Ballots Cast	Total Ballots Cast	Registered Voters	Turnout Percentage
372	343	325	335	400	2	1,405	15,451	0	84	847	847	4,908	17.26%
Totals	343	325	335	400	2	1,405	15,451	0	84	847	847	4,908	17.26%

Canvass Results Report

Official Ballot Tally

Run Time 9:07 AM

Run Date 06/13/2022

Marion County, Oregon

May 17, 2022 Primary Election

5/17/2022

Page 322

Official Results

Registered Voters

75419 of 217858 = 34.62%

Precincts Reporting

117 of 117 = 100.00%

372- Precinct Committee Person - Republican - Vote for 20

Precinct	Sallie Lyn Hogan	Cast Votes	Undervotes	Overvotes	Misc. write-in	Vote By Mail Ballots Cast	Total Ballots Cast	Registered Voters	Turnout Percentage
372	352	352	13,822	0	26	710	710	4,908	14.47%
Totals	352	352	13,822	0	26	710	710	4,908	14.47%

Canvass Results Report

Official Ballot Tally

Run Time 9:07 AM

Run Date 06/13/2022

Marion County, Oregon

May 17, 2022 Primary Election

5/17/2022

Page 323

Official Results

Registered Voters

75419 of 217858 = 34.62%

Precincts Reporting

117 of 117 = 100.00%

401- Precinct Committee Person - Democrat - Vote for 11 No Candidate Filed

Precinct		Cast Votes	Undervotes	Overvotes	Misc. write-in	Vote By Mail Ballots Cast	Total Ballots Cast	Registered Voters	Turnout Percentage
401	0	0	4,761	0	24	435	435	2,844	15.30%
Totals	0	0	4,761	0	24	435	435	2,844	15.30%

Canvass Results Report

Official Ballot Tally

Run Time 9:07 AM

Run Date 06/13/2022

Marion County, Oregon

May 17, 2022 Primary Election

5/17/2022

Page 324

Official Results

Registered Voters

75419 of 217858 = 34.62%

Precincts Reporting

117 of 117 = 100.00%

401- Precinct Committee Person - Republican - Vote for 11

Precinct	Lois Anderson	Daniel R Kohler	Caraline E Guptill (W)	Hayley N Guptill (W)	Julie L Herschbach (W)	Scott P Guptill (W)	Cast Votes	Undervotes	Overvotes	Misc. write-in	Vote By Mail Ballots Cast	Total Ballots Cast	Registered Voters	Turnout Percentage
401	238	248	5	5	6	9	511	5,665	0	72	568	568	2,844	19.97%
Totals	238	248	5	5	6	9	511	5,665	0	72	568	568	2,844	19.97%

Canvass Results Report

Official Ballot Tally

Run Time 9:07 AM

Run Date 06/13/2022

Marion County, Oregon

May 17, 2022 Primary Election

5/17/2022

Page 325

Official Results

Registered Voters

75419 of 217858 = 34.62%

Precincts Reporting

117 of 117 = 100.00%

402- Precinct Committee Person - Democrat - Vote for 22

Precinct	Julianne (Action) Jackson	Michael Hampton	Gwen A Carr	Cast Votes	Undervotes	Overvotes	Misc. write-in	Vote By Mail Ballots Cast	Total Ballots Cast	Registered Voters	Turnout Percentage
402	306	277	296	879	16,098	0	29	773	773	5,389	14.34%
Totals	306	277	296	879	16,098	0	29	773	773	5,389	14.34%

Canvass Results Report

Official Ballot Tally

Run Time 9:07 AM

Run Date 06/13/2022

Marion County, Oregon

May 17, 2022 Primary Election

5/17/2022

Page 326

Official Results

Registered Voters

75419 of 217858 = 34.62%

Precincts Reporting

117 of 117 = 100.00%

402- Precinct Committee Person - Republican - Vote for 22

Precinct	David Lippold	Ellen Marsh	Jane Groff	Thomas Krebs	Susan Dunfee	Andrea C Hofmann (W)	Evelyn J Moreland (W)	Cast Votes	Undervotes	Overvotes	Misc. write-in	Vote By Mail Ballots Cast	Total Ballots Cast	Registered Voters
402	412	362	374	391	370	16	9	1,934	21,699	0	127	1,080	1,080	5,389
Totals	412	362	374	391	370	16	9	1,934	21,699	0	127	1,080	1,080	5,389

Canvass Results Report

Official Ballot Tally

Run Time 9:07 AM

Run Date 06/13/2022

Marion County, Oregon

May 17, 2022 Primary Election

5/17/2022

Page 327

Official Results


Registered Voters

75419 of 217858 = 34.62%

Precincts Reporting

117 of 117 = 100.00%

402- Precinct Committee Person - Republican - Vote for 22



Precinct	Turnout Percentage
402	20.04%
Totals	20.04%

Canvass Results Report

Official Ballot Tally

Run Time 9:07 AM

Run Date 06/13/2022

Marion County, Oregon

May 17, 2022 Primary Election

5/17/2022

Page 328

Official Results

Registered Voters

75419 of 217858 = 34.62%

Precincts Reporting

117 of 117 = 100.00%

403- Precinct Committee Person - Democrat - Vote for 20

Precinct	Caridad Lee Brown	Cast Votes	Undervotes	Overvotes	Misc. write-in	Vote By Mail Ballots Cast	Total Ballots Cast	Registered Voters	Turnout Percentage
403	361	361	13,737	0	42	707	707	4,881	14.48%
Totals	361	361	13,737	0	42	707	707	4,881	14.48%

Canvass Results Report

Official Ballot Tally

Run Time 9:07 AM

Run Date 06/13/2022

Marion County, Oregon

May 17, 2022 Primary Election

5/17/2022

Page 329

Official Results

Registered Voters

75419 of 217858 = 34.62%

Precincts Reporting

117 of 117 = 100.00%

403- Precinct Committee Person - Republican - Vote for 20

Precinct	Ron Hall	Jane E Herb	Gail Goble	Jamie Barclay	Carly Baker	Michael S Wenger (W)	Rich Peterson (W)	Cast Votes	Undervotes	Overvotes	Misc. write-in	Vote By Mail Ballots Cast	Total Ballots Cast	Registered Voters
403	382	360	342	355	367	6	7	1,819	18,320	0	61	1,010	1,010	4,881
Totals	382	360	342	355	367	6	7	1,819	18,320	0	61	1,010	1,010	4,881

Canvass Results Report

Official Ballot Tally

Run Time 9:07 AM

Run Date 06/13/2022

Marion County, Oregon

May 17, 2022 Primary Election

5/17/2022

Page 330

Official Results

Registered Voters

75419 of 217858 = 34.62%

Precincts Reporting

117 of 117 = 100.00%

403- Precinct Committee Person - Republican - Vote for 20



Precinct	Turnout Percentage
403	20.69%
Totals	20.69%

Canvass Results Report

Official Ballot Tally

Run Time 9:07 AM

Run Date 06/13/2022

Marion County, Oregon

May 17, 2022 Primary Election

5/17/2022

Page 331

Official Results

Registered Voters

75419 of 217858 = 34.62%

Precincts Reporting

117 of 117 = 100.00%

404- Precinct Committee Person - Democrat - Vote for 18

Precinct	Dana Schell	Lisa Cejka	Carolyn A Homan (W)	Cast Votes	Undervotes	Overvotes	Misc. write-in	Vote By Mail Ballots Cast	Total Ballots Cast	Registered Voters	Turnout Percentage
404	250	233	4	487	9,172	0	43	539	539	4,400	12.25%
Totals	250	233	4	487	9,172	0	43	539	539	4,400	12.25%

Canvass Results Report

Official Ballot Tally

Run Time 9:07 AM

Run Date 06/13/2022

Marion County, Oregon

May 17, 2022 Primary Election

5/17/2022

Page 332

Official Results

Registered Voters

75419 of 217858 = 34.62%

Precincts Reporting

117 of 117 = 100.00%

404- Precinct Committee Person - Republican - Vote for 18

Precinct	Natalie Altermatt	Braeda R Libby	Davis Dyer	James M Hutches (W)	Nancy E Schlag (W)	Cast Votes	Undervotes	Overvotes	Misc. write-in	Vote By Mail Ballots Cast	Total Ballots Cast	Registered Voters	Turnout Percentage
404	233	212	269	4	1	719	12,113	0	56	716	716	4,400	16.27%
Totals	233	212	269	4	1	719	12,113	0	56	716	716	4,400	16.27%

Canvass Results Report

Official Ballot Tally

Run Time 9:07 AM

Run Date 06/13/2022

Marion County, Oregon

May 17, 2022 Primary Election

5/17/2022

Page 333

Official Results

Registered Voters

75419 of 217858 = 34.62%

Precincts Reporting

117 of 117 = 100.00%

405- Precinct Committee Person - Democrat - Vote for 29

Precinct	Caroline Leigh O'Brien	Frank Pauley	Carina Perez Europa	Aaron Clingerman	Ian Clingerman	Indigo Clingerman	Ramiro (RJ) Navarro	LaTonya M Gibbs	Daniel J Perez Europa (W)	Cast Votes	Undervotes	Overvotes	Misc. write-in
405	287	283	269	249	243	247	344	270	4	2,196	20,365	0	88
Totals	287	283	269	249	243	247	344	270	4	2,196	20,365	0	88

Canvass Results Report

Official Ballot Tally

Run Time 9:07 AM
Run Date 06/13/2022

Marion County, Oregon

May 17, 2022 Primary Election

5/17/2022
Page 334

Official Results

Registered Voters
75419 of 217858 = 34.62%

Precincts Reporting
117 of 117 = 100.00%

405- Precinct Committee Person - Democrat - Vote for 29

Precinct	Vote By Mail Ballots Cast	Total Ballots Cast	Registered Voters	Turnout Percentage
405	781	781	7,232	10.80%
Totals	781	781	7,232	10.80%

Canvass Results Report

Official Ballot Tally

Run Time 9:07 AM

Run Date 06/13/2022

Marion County, Oregon

May 17, 2022 Primary Election

5/17/2022

Page 335

Official Results

Registered Voters

75419 of 217858 = 34.62%

Precincts Reporting

117 of 117 = 100.00%

405- Precinct Committee Person - Republican - Vote for 29

Precinct	Bobbie Rogers	Katherine E Stone	Sandra Kellogg	Seth Ford	Natalie Ford	Kelly Fuller	Darrell W Fuller	Jessica Davidson	John Van Schepen (W)	Cast Votes	Undervotes	Overvotes	Misc. write-in
405	264	261	265	283	273	252	270	287	11	2,166	22,883	0	94
Totals	264	261	265	283	273	252	270	287	11	2,166	22,883	0	94

Canvass Results Report

Official Ballot Tally

Run Time 9:07 AM

Run Date 06/13/2022

Marion County, Oregon

May 17, 2022 Primary Election

5/17/2022

Page 336

Official Results

Registered Voters

75419 of 217858 = 34.62%

Precincts Reporting

117 of 117 = 100.00%

405- Precinct Committee Person - Republican - Vote for 29

Precinct	Vote By Mail Ballots Cast	Total Ballots Cast	Registered Voters	Turnout Percentage
405	867	867	7,232	11.99%
Totals	867	867	7,232	11.99%

Canvass Results Report

Official Ballot Tally

Run Time 9:07 AM

Run Date 06/13/2022

Marion County, Oregon

May 17, 2022 Primary Election

5/17/2022

Page 337

Official Results

Registered Voters

75419 of 217858 = 34.62%

Precincts Reporting

117 of 117 = 100.00%

406- Precinct Committee Person - Democrat - Vote for 6

Precinct	Michele Roland-Schwartz	Kathy A Lincoln	Cast Votes	Undervotes	Overvotes	Misc. write-in	Vote By Mail Ballots Cast	Total Ballots Cast	Registered Voters	Turnout Percentage
406	65	73	138	664	0	8	135	135	1,388	9.73%
Totals	65	73	138	664	0	8	135	135	1,388	9.73%

Canvass Results Report

Official Ballot Tally

Run Time 9:07 AM

Run Date 06/13/2022

Marion County, Oregon

May 17, 2022 Primary Election

5/17/2022

Page 338

Official Results

Registered Voters

75419 of 217858 = 34.62%

Precincts Reporting

117 of 117 = 100.00%

406- Precinct Committee Person - Republican - Vote for 6

Precinct	Julie E Farr	David A Farr	Cast Votes	Undervotes	Overvotes	Misc. write-in	Vote By Mail Ballots Cast	Total Ballots Cast	Registered Voters	Turnout Percentage
406	79	76	155	901	0	12	178	178	1,388	12.82%
Totals	79	76	155	901	0	12	178	178	1,388	12.82%

Canvass Results Report

Official Ballot Tally

Run Time 9:07 AM
Run Date 06/13/2022

Marion County, Oregon

May 17, 2022 Primary Election

5/17/2022

Page 339

Official Results

Registered Voters
75419 of 217858 = 34.62%

Precincts Reporting
117 of 117 = 100.00%

505- Precinct Committee Person - Democrat - Vote for 2 No Candidate Filed

Precinct		Cast Votes	Undervotes	Overvotes	Misc. write-in	Vote By Mail Ballots Cast	Total Ballots Cast	Registered Voters	Turnout Percentage
505	0	0	102	0	0	51	51	338	15.09%
Totals	0	0	102	0	0	51	51	338	15.09%

Canvass Results Report

Official Ballot Tally

Run Time 9:07 AM

Run Date 06/13/2022

Marion County, Oregon

May 17, 2022 Primary Election

5/17/2022

Page 340

Official Results

Registered Voters

75419 of 217858 = 34.62%

Precincts Reporting

117 of 117 = 100.00%

505- Precinct Committee Person - Republican - Vote for 2

Precinct	Kathleen Charron	Cast Votes	Undervotes	Overvotes	Misc. write-in	Vote By Mail Ballots Cast	Total Ballots Cast	Registered Voters	Turnout Percentage
505	40	40	91	0	7	69	69	338	20.41%
Totals	40	40	91	0	7	69	69	338	20.41%

Canvass Results Report

Official Ballot Tally

Run Time 9:07 AM

Run Date 06/13/2022

Marion County, Oregon

May 17, 2022 Primary Election

5/17/2022

Page 341

Official Results

Registered Voters

75419 of 217858 = 34.62%

Precincts Reporting

117 of 117 = 100.00%

515- Precinct Committee Person - Democrat - Vote for 3 No Candidate Filed

Precinct		Cast Votes	Undervotes	Overvotes	Misc. write-in	Vote By Mail Ballots Cast	Total Ballots Cast	Registered Voters	Turnout Percentage
515	0	0	221	0	7	76	76	687	11.06%
Totals	0	0	221	0	7	76	76	687	11.06%

Canvass Results Report

Official Ballot Tally

Run Time 9:07 AM

Run Date 06/13/2022

Marion County, Oregon

May 17, 2022 Primary Election

5/17/2022

Page 342

Official Results

Registered Voters

75419 of 217858 = 34.62%

Precincts Reporting

117 of 117 = 100.00%

515- Precinct Committee Person - Republican - Vote for 3

Precinct	Toshia Weese	Mark Alan Buzzard	Michael S Coffman (W)	Cast Votes	Undervotes	Overvotes	Misc. write-in	Vote By Mail Ballots Cast	Total Ballots Cast	Registered Voters	Turnout Percentage
515	44	59	3	106	203	0	9	106	106	687	15.43%
Totals	44	59	3	106	203	0	9	106	106	687	15.43%

Canvass Results Report

Official Ballot Tally

Run Time 9:07 AM

Run Date 06/13/2022

Marion County, Oregon

May 17, 2022 Primary Election

5/17/2022

Page 343

Official Results

Registered Voters

75419 of 217858 = 34.62%

Precincts Reporting

117 of 117 = 100.00%

525- Precinct Committee Person - Democrat - Vote for 4

Precinct	Scott A Mills	Cast Votes	Undervotes	Overvotes	Misc. write-in	Vote By Mail Ballots Cast	Total Ballots Cast	Registered Voters	Turnout Percentage
525	106	106	599	0	3	177	177	880	20.11%
Totals	106	106	599	0	3	177	177	880	20.11%

Canvass Results Report

Official Ballot Tally

Run Time 9:07 AM

Run Date 06/13/2022

Marion County, Oregon

May 17, 2022 Primary Election

5/17/2022

Page 344

Official Results

Registered Voters

75419 of 217858 = 34.62%

Precincts Reporting

117 of 117 = 100.00%

525- Precinct Committee Person - Republican - Vote for 4

Precinct	Roy Widing	Cast Votes	Undervotes	Overvotes	Misc. write-in	Vote By Mail Ballots Cast	Total Ballots Cast	Registered Voters	Turnout Percentage
525	108	108	674	1	2	197	197	880	22.39%
Totals	108	108	674	1	2	197	197	880	22.39%

Canvass Results Report

Official Ballot Tally

Run Time 9:07 AM

Run Date 06/13/2022

Marion County, Oregon

May 17, 2022 Primary Election

5/17/2022

Page 345

Official Results

Registered Voters

75419 of 217858 = 34.62%

Precincts Reporting

117 of 117 = 100.00%

535- Precinct Committee Person - Democrat - Vote for 8 No Candidate Filed

Precinct		Cast Votes	Undervotes	Overvotes	Misc. write-in	Vote By Mail Ballots Cast	Total Ballots Cast	Registered Voters	Turnout Percentage
535	0	0	1,313	0	7	165	165	1,973	8.36%
Totals	0	0	1,313	0	7	165	165	1,973	8.36%

Canvass Results Report

Official Ballot Tally

Run Time 9:07 AM

Run Date 06/13/2022

Marion County, Oregon

May 17, 2022 Primary Election

5/17/2022

Page 346

Official Results

Registered Voters

75419 of 217858 = 34.62%

Precincts Reporting

117 of 117 = 100.00%

535- Precinct Committee Person - Republican - Vote for 8

Precinct	Scott E Stierle	Olimpiada Seledkov	Regina K Hieb	Stephanie Fobert	Mehayl N Zarkoff (W)	Cast Votes	Undervotes	Overvotes	Misc. write-in	Vote By Mail Ballots Cast	Total Ballots Cast	Registered Voters	Turnout Percentage
535	114	104	105	109	1	433	1,771	1	28	280	280	1,973	14.19%
Totals	114	104	105	109	1	433	1,771	1	28	280	280	1,973	14.19%

Canvass Results Report

Official Ballot Tally

Run Time 9:07 AM

Run Date 06/13/2022

Marion County, Oregon

May 17, 2022 Primary Election

5/17/2022

Page 347

Official Results

Registered Voters

75419 of 217858 = 34.62%

Precincts Reporting

117 of 117 = 100.00%

545- Precinct Committee Person - Democrat - Vote for 5 No Candidate Filed

Precinct		Cast Votes	Undervotes	Overvotes	Misc. write-in	Vote By Mail Ballots Cast	Total Ballots Cast	Registered Voters	Turnout Percentage
545	0	0	776	0	4	156	156	1,361	11.46%
Totals	0	0	776	0	4	156	156	1,361	11.46%

Canvass Results Report

Official Ballot Tally

Run Time 9:07 AM

Run Date 06/13/2022

Marion County, Oregon

May 17, 2022 Primary Election

5/17/2022

Page 348

Official Results

Registered Voters

75419 of 217858 = 34.62%

Precincts Reporting

117 of 117 = 100.00%

545- Precinct Committee Person - Republican - Vote for 5 No Candidate Filed

Precinct		Cast Votes	Undervotes	Overvotes	Misc. write-in	Vote By Mail Ballots Cast	Total Ballots Cast	Registered Voters	Turnout Percentage
545	0	0	644	0	21	133	133	1,361	9.77%
Totals	0	0	644	0	21	133	133	1,361	9.77%

Canvass Results Report

Official Ballot Tally

Run Time 9:07 AM

Run Date 06/13/2022

Marion County, Oregon

May 17, 2022 Primary Election

5/17/2022

Page 349

Official Results

Registered Voters

75419 of 217858 = 34.62%

Precincts Reporting

117 of 117 = 100.00%

555- Precinct Committee Person - Democrat - Vote for 9 No Candidate Filed

Precinct		Cast Votes	Undervotes	Overvotes	Misc. write-in	Vote By Mail Ballots Cast	Total Ballots Cast	Registered Voters	Turnout Percentage
555	0	0	2,639	0	16	295	295	2,237	13.19%
Totals	0	0	2,639	0	16	295	295	2,237	13.19%

Canvass Results Report

Official Ballot Tally

Run Time 9:07 AM

Run Date 06/13/2022

Marion County, Oregon

May 17, 2022 Primary Election

5/17/2022

Page 350

Official Results

Registered Voters

75419 of 217858 = 34.62%

Precincts Reporting

117 of 117 = 100.00%

555- Precinct Committee Person - Republican - Vote for 9

Precinct	Rick Schiedler	Julie M Ward-Hall	Sara N Beyer	Cast Votes	Undervotes	Overvotes	Misc. write-in	Vote By Mail Ballots Cast	Total Ballots Cast	Registered Voters	Turnout Percentage
555	239	190	224	653	2,877	4	97	407	407	2,237	18.19%
Totals	239	190	224	653	2,877	4	97	407	407	2,237	18.19%

Canvass Results Report

Official Ballot Tally

Run Time 9:07 AM

Run Date 06/13/2022

Marion County, Oregon

May 17, 2022 Primary Election

5/17/2022

Page 351

Official Results

Registered Voters

75419 of 217858 = 34.62%

Precincts Reporting

117 of 117 = 100.00%

577- Precinct Committee Person - Democrat - Vote for 3 No Candidate Filed

Precinct		Cast Votes	Undervotes	Overvotes	Misc. write-in	Vote By Mail Ballots Cast	Total Ballots Cast	Registered Voters	Turnout Percentage
577	0	0	172	0	2	58	58	619	9.37%
Totals	0	0	172	0	2	58	58	619	9.37%

Canvass Results Report

Official Ballot Tally

Run Time 9:07 AM

Run Date 06/13/2022

Marion County, Oregon

May 17, 2022 Primary Election

5/17/2022

Page 352

Official Results

Registered Voters

75419 of 217858 = 34.62%

Precincts Reporting

117 of 117 = 100.00%

577- Precinct Committee Person - Republican - Vote for 3 No Candidate Filed

Precinct		Cast Votes	Undervotes	Overvotes	Misc. write-in	Vote By Mail Ballots Cast	Total Ballots Cast	Registered Voters	Turnout Percentage
577	0	0	506	0	22	176	176	619	28.43%
Totals	0	0	506	0	22	176	176	619	28.43%

Canvass Results Report

Official Ballot Tally

Run Time 9:07 AM

Run Date 06/13/2022

Marion County, Oregon

May 17, 2022 Primary Election

5/17/2022

Page 353

Official Results

Registered Voters

75419 of 217858 = 34.62%

Precincts Reporting

117 of 117 = 100.00%

579- Precinct Committee Person - Democrat - Vote for 2

Precinct	William Douglas Cutrell	Cast Votes	Undervotes	Overvotes	Misc. write-in	Vote By Mail Ballots Cast	Total Ballots Cast	Registered Voters	Turnout Percentage
579	21	21	48	0	3	36	36	221	16.29%
Totals	21	21	48	0	3	36	36	221	16.29%

Canvass Results Report

Official Ballot Tally

Run Time 9:07 AM

Run Date 06/13/2022

Marion County, Oregon

May 17, 2022 Primary Election

5/17/2022

Page 354

Official Results

Registered Voters

75419 of 217858 = 34.62%

Precincts Reporting

117 of 117 = 100.00%

579- Precinct Committee Person - Republican - Vote for 2 No Candidate Filed

Precinct		Cast Votes	Undervotes	Overvotes	Misc. write-in	Vote By Mail Ballots Cast	Total Ballots Cast	Registered Voters	Turnout Percentage
579	0	0	116	0	4	60	60	221	27.15%
Totals	0	0	116	0	4	60	60	221	27.15%

Canvass Results Report

Official Ballot Tally

Run Time 9:07 AM

Run Date 06/13/2022

Marion County, Oregon

May 17, 2022 Primary Election

5/17/2022

Page 355

Official Results

Registered Voters

75419 of 217858 = 34.62%

Precincts Reporting

117 of 117 = 100.00%

580- Precinct Committee Person - Democrat - Vote for 4 No Candidate Filed

Precinct		Cast Votes	Undervotes	Overvotes	Misc. write-in	Vote By Mail Ballots Cast	Total Ballots Cast	Registered Voters	Turnout Percentage
580	0	0	429	0	3	108	108	1,105	9.77%
Totals	0	0	429	0	3	108	108	1,105	9.77%

Canvass Results Report

Official Ballot Tally

Run Time 9:07 AM

Run Date 06/13/2022

Marion County, Oregon

May 17, 2022 Primary Election

5/17/2022

Page 356

Official Results

Registered Voters

75419 of 217858 = 34.62%

Precincts Reporting

117 of 117 = 100.00%

580- Precinct Committee Person - Republican - Vote for 4

Precinct	Terrie Niehus	Cast Votes	Undervotes	Overvotes	Misc. write-in	Vote By Mail Ballots Cast	Total Ballots Cast	Registered Voters	Turnout Percentage
580	167	167	1,038	0	35	310	310	1,105	28.05%
Totals	167	167	1,038	0	35	310	310	1,105	28.05%

Canvass Results Report

Official Ballot Tally

Run Time 9:07 AM

Run Date 06/13/2022

Marion County, Oregon

May 17, 2022 Primary Election

5/17/2022

Page 357

Official Results

Registered Voters

75419 of 217858 = 34.62%

Precincts Reporting

117 of 117 = 100.00%

581- Precinct Committee Person - Democrat - Vote for 12 No Candidate Filed

Precinct		Cast Votes	Undervotes	Overvotes	Misc. write-in	Vote By Mail Ballots Cast	Total Ballots Cast	Registered Voters	Turnout Percentage
581	0	0	3,451	0	5	288	288	3,012	9.56%
Totals	0	0	3,451	0	5	288	288	3,012	9.56%

Canvass Results Report

Official Ballot Tally

Run Time 9:07 AM

Run Date 06/13/2022

Marion County, Oregon

May 17, 2022 Primary Election

5/17/2022

Page 358

Official Results

Registered Voters

75419 of 217858 = 34.62%

Precincts Reporting

117 of 117 = 100.00%

581- Precinct Committee Person - Republican - Vote for 12

Precinct	Mike Shrock	Merle Stutzman	Rachel Leo	Greg Leo	Steve Hatfield	Brandon Hatfield	Tammy Weese	Michael C Denton	Cast Votes	Undervotes	Overvotes	Misc. write-in	Vote By Mail Ballots Cast
581	198	194	182	178	181	181	178	185	1,477	5,504	1	51	587
Totals	198	194	182	178	181	181	178	185	1,477	5,504	1	51	587

Canvass Results Report

Official Ballot Tally

Run Time 9:07 AM

Run Date 06/13/2022

Marion County, Oregon

May 17, 2022 Primary Election

5/17/2022

Page 359

Official Results

Registered Voters

75419 of 217858 = 34.62%

Precincts Reporting

117 of 117 = 100.00%

581- Precinct Committee Person - Republican - Vote for 12

Precinct	Total Ballots Cast	Registered Voters	Turnout Percentage
581	587	3,012	19.49%
Totals	587	3,012	19.49%

Canvass Results Report

Official Ballot Tally

Run Time 9:07 AM

Run Date 06/13/2022

Marion County, Oregon

May 17, 2022 Primary Election

5/17/2022

Page 360

Official Results

Registered Voters

75419 of 217858 = 34.62%

Precincts Reporting

117 of 117 = 100.00%

582- Precinct Committee Person - Democrat - Vote for 5 No Candidate Filed

Precinct		Cast Votes	Undervotes	Overvotes	Misc. write-in	Vote By Mail Ballots Cast	Total Ballots Cast	Registered Voters	Turnout Percentage
582	0	0	499	0	1	100	100	1,330	7.52%
Totals	0	0	499	0	1	100	100	1,330	7.52%

Canvass Results Report

Official Ballot Tally

Run Time 9:07 AM

Run Date 06/13/2022

Marion County, Oregon

May 17, 2022 Primary Election

5/17/2022

Page 361

Official Results

Registered Voters

75419 of 217858 = 34.62%

Precincts Reporting

117 of 117 = 100.00%

582- Precinct Committee Person - Republican - Vote for 5

Precinct	Mary Hatch	Carol Zielinski	Gene Zielinski	Jacob Cramer (W)	Tracy Cramer (W)	Cast Votes	Undervotes	Overvotes	Misc. write-in	Vote By Mail Ballots Cast	Total Ballots Cast	Registered Voters	Turnout Percentage
582	150	143	165	3	4	465	1,195	0	35	339	339	1,330	25.49%
Totals	150	143	165	3	4	465	1,195	0	35	339	339	1,330	25.49%

Canvass Results Report

Official Ballot Tally

Run Time 9:07 AM

Run Date 06/13/2022

Marion County, Oregon

May 17, 2022 Primary Election

5/17/2022

Page 362

Official Results

Registered Voters

75419 of 217858 = 34.62%

Precincts Reporting

117 of 117 = 100.00%

583- Precinct Committee Person - Democrat - Vote for 6 No Candidate Filed

Precinct		Cast Votes	Undervotes	Overvotes	Misc. write-in	Vote By Mail Ballots Cast	Total Ballots Cast	Registered Voters	Turnout Percentage
583	0	0	642	0	6	108	108	1,398	7.73%
Totals	0	0	642	0	6	108	108	1,398	7.73%

Canvass Results Report

Official Ballot Tally

Run Time 9:07 AM

Run Date 06/13/2022

Marion County, Oregon

May 17, 2022 Primary Election

5/17/2022

Page 363

Official Results

Registered Voters

75419 of 217858 = 34.62%

Precincts Reporting

117 of 117 = 100.00%

583- Precinct Committee Person - Republican - Vote for 6

Precinct	Wally Lierman	Cast Votes	Undervotes	Overvotes	Misc. write-in	Vote By Mail Ballots Cast	Total Ballots Cast	Registered Voters	Turnout Percentage
583	159	159	1,881	1	18	344	344	1,398	24.61%
Totals	159	159	1,881	1	18	344	344	1,398	24.61%

Canvass Results Report

Official Ballot Tally

Run Time 9:07 AM

Run Date 06/13/2022

Marion County, Oregon

May 17, 2022 Primary Election

5/17/2022

Page 364

Official Results

Registered Voters

75419 of 217858 = 34.62%

Precincts Reporting

117 of 117 = 100.00%

584- Precinct Committee Person - Democrat - Vote for 2 No Candidate Filed

Precinct		Cast Votes	Undervotes	Overvotes	Misc. write-in	Vote By Mail Ballots Cast	Total Ballots Cast	Registered Voters	Turnout Percentage
584	0	0	0	0	0	0	0	27	0.00%
Totals	0	0	0	0	0	0	0	27	0.00%

Canvass Results Report

Official Ballot Tally

Run Time 9:07 AM

Run Date 06/13/2022

Marion County, Oregon

May 17, 2022 Primary Election

5/17/2022

Page 365

Official Results

Registered Voters

75419 of 217858 = 34.62%

Precincts Reporting

117 of 117 = 100.00%

584- Precinct Committee Person - Republican - Vote for 2 No Candidate Filed

Precinct		Cast Votes	Undervotes	Overvotes	Misc. write-in	Vote By Mail Ballots Cast	Total Ballots Cast	Registered Voters	Turnout Percentage
584	0	0	2	0	6	4	4	27	14.81%
Totals	0	0	2	0	6	4	4	27	14.81%

Canvass Results Report

Official Ballot Tally

Run Time 9:07 AM

Run Date 06/13/2022

Marion County, Oregon

May 17, 2022 Primary Election

5/17/2022

Page 366

Official Results

Registered Voters

75419 of 217858 = 34.62%

Precincts Reporting

117 of 117 = 100.00%

586- Precinct Committee Person - Democrat - Vote for 2 No Candidate Filed

Precinct		Cast Votes	Undervotes	Overvotes	Misc. write-in	Vote By Mail Ballots Cast	Total Ballots Cast	Registered Voters	Turnout Percentage
586	0	0	68	0	0	34	34	447	7.61%
Totals	0	0	68	0	0	34	34	447	7.61%

Canvass Results Report

Official Ballot Tally

Run Time 9:07 AM

Run Date 06/13/2022

Marion County, Oregon

May 17, 2022 Primary Election

5/17/2022

Page 367

Official Results

Registered Voters

75419 of 217858 = 34.62%

Precincts Reporting

117 of 117 = 100.00%

586- Precinct Committee Person - Republican - Vote for 2

Precinct	George Katsinis	Cast Votes	Undervotes	Overvotes	Misc. write-in	Vote By Mail Ballots Cast	Total Ballots Cast	Registered Voters	Turnout Percentage
586	65	65	186	0	1	126	126	447	28.19%
Totals	65	65	186	0	1	126	126	447	28.19%

Canvass Results Report

Official Ballot Tally

Run Time 9:07 AM

Run Date 06/13/2022

Marion County, Oregon

May 17, 2022 Primary Election

5/17/2022

Page 368

Official Results

Registered Voters

75419 of 217858 = 34.62%

Precincts Reporting

117 of 117 = 100.00%

587- Precinct Committee Person - Democrat - Vote for 2 No Candidate Filed

Precinct		Cast Votes	Undervotes	Overvotes	Misc. write-in	Vote By Mail Ballots Cast	Total Ballots Cast	Registered Voters	Turnout Percentage
587	0	0	14	0	0	7	7	89	7.87%
Totals	0	0	14	0	0	7	7	89	7.87%

Canvass Results Report

Official Ballot Tally

Run Time 9:07 AM

Run Date 06/13/2022

Marion County, Oregon

May 17, 2022 Primary Election

5/17/2022

Page 369

Official Results

Registered Voters

75419 of 217858 = 34.62%

Precincts Reporting

117 of 117 = 100.00%

587- Precinct Committee Person - Republican - Vote for 2 No Candidate Filed

Precinct		Cast Votes	Undervotes	Overvotes	Misc. write-in	Vote By Mail Ballots Cast	Total Ballots Cast	Registered Voters	Turnout Percentage
587	0	0	73	0	5	39	39	89	43.82%
Totals	0	0	73	0	5	39	39	89	43.82%

Canvass Results Report

Official Ballot Tally

Run Time 9:07 AM

Run Date 06/13/2022

Marion County, Oregon

May 17, 2022 Primary Election

5/17/2022

Page 370

Official Results

Registered Voters

75419 of 217858 = 34.62%

Precincts Reporting

117 of 117 = 100.00%

588- Precinct Committee Person - Democrat - Vote for 2 No Candidate Filed

Precinct		Cast Votes	Undervotes	Overvotes	Misc. write-in	Vote By Mail Ballots Cast	Total Ballots Cast	Registered Voters	Turnout Percentage
588	0	0	0	0	0	0	0	17	0.00%
Totals	0	0	0	0	0	0	0	17	0.00%

Canvass Results Report

Official Ballot Tally

Run Time 9:07 AM

Run Date 06/13/2022

Marion County, Oregon

May 17, 2022 Primary Election

5/17/2022

Page 371

Official Results

Registered Voters

75419 of 217858 = 34.62%

Precincts Reporting

117 of 117 = 100.00%

588- Precinct Committee Person - Republican - Vote for 2 No Candidate Filed

Precinct		Cast Votes	Undervotes	Overvotes	Misc. write-in	Vote By Mail Ballots Cast	Total Ballots Cast	Registered Voters	Turnout Percentage
588	0	0	4	0	0	2	2	17	11.76%
Totals	0	0	4	0	0	2	2	17	11.76%

Canvass Results Report

Official Ballot Tally

Run Time 9:07 AM

Run Date 06/13/2022

Marion County, Oregon

May 17, 2022 Primary Election

5/17/2022

Page 372

Official Results

Registered Voters

75419 of 217858 = 34.62%

Precincts Reporting

117 of 117 = 100.00%

589- Precinct Committee Person - Democrat - Vote for 2 No Candidate Filed

Precinct		Cast Votes	Undervotes	Overvotes	Misc. write-in	Vote By Mail Ballots Cast	Total Ballots Cast	Registered Voters	Turnout Percentage
589	0	0	10	0	2	6	6	47	12.77%
Totals	0	0	10	0	2	6	6	47	12.77%

Canvass Results Report

Official Ballot Tally

Run Time 9:07 AM
Run Date 06/13/2022

Marion County, Oregon

May 17, 2022 Primary Election

5/17/2022

Page 373

Official Results

Registered Voters
75419 of 217858 = 34.62%

Precincts Reporting
117 of 117 = 100.00%

589- Precinct Committee Person - Republican - Vote for 2 No Candidate Filed

Precinct		Cast Votes	Undervotes	Overvotes	Misc. write-in	Vote By Mail Ballots Cast	Total Ballots Cast	Registered Voters	Turnout Percentage
589	0	0	22	0	0	11	11	47	23.40%
Totals	0	0	22	0	0	11	11	47	23.40%

Canvass Results Report

Official Ballot Tally

Run Time 9:07 AM
Run Date 06/13/2022

Marion County, Oregon

May 17, 2022 Primary Election

5/17/2022
Page 374

Official Results

Registered Voters
75419 of 217858 = 34.62%
Precincts Reporting
117 of 117 = 100.00%

590- Precinct Committee Person - Democrat - Vote for 4 No Candidate Filed

Precinct	Bruce Crane (W)	Cast Votes	Undervotes	Overvotes	Misc. write-in	Vote By Mail Ballots Cast	Total Ballots Cast	Registered Voters	Turnout Percentage
590	1	1	327	0	4	83	83	963	8.62%
Totals	1	1	327	0	4	83	83	963	8.62%

Canvass Results Report

Official Ballot Tally

Run Time 9:07 AM
Run Date 06/13/2022

Marion County, Oregon

May 17, 2022 Primary Election

5/17/2022
Page 375

Official Results

Registered Voters
75419 of 217858 = 34.62%
Precincts Reporting
117 of 117 = 100.00%

590- Precinct Committee Person - Republican - Vote for 4

Precinct	Daniel Zene Crowe	Cast Votes	Undervotes	Overvotes	Misc. write-in	Vote By Mail Ballots Cast	Total Ballots Cast	Registered Voters	Turnout Percentage
590	143	143	1,032	0	9	296	296	963	30.74%
Totals	143	143	1,032	0	9	296	296	963	30.74%

Canvass Results Report

Official Ballot Tally

Run Time 9:07 AM

Run Date 06/13/2022

Marion County, Oregon

May 17, 2022 Primary Election

5/17/2022

Page 376

Official Results

Registered Voters

75419 of 217858 = 34.62%

Precincts Reporting

117 of 117 = 100.00%

591- Precinct Committee Person - Democrat - Vote for 3 No Candidate Filed

Precinct		Cast Votes	Undervotes	Overvotes	Misc. write-in	Vote By Mail Ballots Cast	Total Ballots Cast	Registered Voters	Turnout Percentage
591	0	0	175	0	11	62	62	827	7.50%
Totals	0	0	175	0	11	62	62	827	7.50%

Canvass Results Report

Official Ballot Tally

Run Time 9:07 AM

Run Date 06/13/2022

Marion County, Oregon

May 17, 2022 Primary Election

5/17/2022

Page 377

Official Results

Registered Voters

75419 of 217858 = 34.62%

Precincts Reporting

117 of 117 = 100.00%

591- Precinct Committee Person - Republican - Vote for 3 No Candidate Filed

Precinct		Cast Votes	Undervotes	Overvotes	Misc. write-in	Vote By Mail Ballots Cast	Total Ballots Cast	Registered Voters	Turnout Percentage
591	0	0	355	0	8	121	121	827	14.63%
Totals	0	0	355	0	8	121	121	827	14.63%

Canvass Results Report

Official Ballot Tally

Run Time 9:07 AM

Run Date 06/13/2022

Marion County, Oregon

May 17, 2022 Primary Election

5/17/2022

Page 378

Official Results

Registered Voters

75419 of 217858 = 34.62%

Precincts Reporting

117 of 117 = 100.00%

592- Precinct Committee Person - Democrat - Vote for 2 No Candidate Filed

Precinct		Cast Votes	Undervotes	Overvotes	Misc. write-in	Vote By Mail Ballots Cast	Total Ballots Cast	Registered Voters	Turnout Percentage
592	0	0	26	0	2	14	14	161	8.70%
Totals	0	0	26	0	2	14	14	161	8.70%

Canvass Results Report

Official Ballot Tally

Run Time 9:07 AM

Run Date 06/13/2022

Marion County, Oregon

May 17, 2022 Primary Election

5/17/2022

Page 379

Official Results

Registered Voters

75419 of 217858 = 34.62%

Precincts Reporting

117 of 117 = 100.00%

592- Precinct Committee Person - Republican - Vote for 2 No Candidate Filed

Precinct		Cast Votes	Undervotes	Overvotes	Misc. write-in	Vote By Mail Ballots Cast	Total Ballots Cast	Registered Voters	Turnout Percentage
592	0	0	105	0	5	55	55	161	34.16%
Totals	0	0	105	0	5	55	55	161	34.16%

Canvass Results Report

Official Ballot Tally

Run Time 9:07 AM

Run Date 06/13/2022

Marion County, Oregon

May 17, 2022 Primary Election

5/17/2022

Page 380

Official Results

Registered Voters

75419 of 217858 = 34.62%

Precincts Reporting

117 of 117 = 100.00%

593- Precinct Committee Person - Democrat - Vote for 2 No Candidate Filed

Precinct		Cast Votes	Undervotes	Overvotes	Misc. write-in	Vote By Mail Ballots Cast	Total Ballots Cast	Registered Voters	Turnout Percentage
593	0	0	4	0	0	2	2	71	2.82%
Totals	0	0	4	0	0	2	2	71	2.82%

Canvass Results Report

Official Ballot Tally

Run Time 9:07 AM

Run Date 06/13/2022

Marion County, Oregon

May 17, 2022 Primary Election

5/17/2022

Page 381

Official Results

Registered Voters

75419 of 217858 = 34.62%

Precincts Reporting

117 of 117 = 100.00%

593- Precinct Committee Person - Republican - Vote for 2 No Candidate Filed

Precinct		Cast Votes	Undervotes	Overvotes	Misc. write-in	Vote By Mail Ballots Cast	Total Ballots Cast	Registered Voters	Turnout Percentage
593	0	0	26	0	2	14	14	71	19.72%
Totals	0	0	26	0	2	14	14	71	19.72%

Canvass Results Report

Official Ballot Tally

Run Time 9:07 AM

Run Date 06/13/2022

Marion County, Oregon

May 17, 2022 Primary Election

5/17/2022

Page 382

Official Results

Registered Voters

75419 of 217858 = 34.62%

Precincts Reporting

117 of 117 = 100.00%

594- Precinct Committee Person - Democrat - Vote for 2 No Candidate Filed

Precinct		Cast Votes	Undervotes	Overvotes	Misc. write-in	Vote By Mail Ballots Cast	Total Ballots Cast	Registered Voters	Turnout Percentage
594	0	0	53	0	1	27	27	384	7.03%
Totals	0	0	53	0	1	27	27	384	7.03%

Canvass Results Report

Official Ballot Tally

Run Time 9:07 AM

Run Date 06/13/2022

Marion County, Oregon

May 17, 2022 Primary Election

5/17/2022

Page 383

Official Results

Registered Voters

75419 of 217858 = 34.62%

Precincts Reporting

117 of 117 = 100.00%

594- Precinct Committee Person - Republican - Vote for 2

Precinct	Al Shannon	Marilyn Shannon	Cast Votes	Undervotes	Overvotes	Misc. write-in	Vote By Mail Ballots Cast	Total Ballots Cast	Registered Voters	Turnout Percentage
594	26	29	55	57	0	2	57	57	384	14.84%
Totals	26	29	55	57	0	2	57	57	384	14.84%

Canvass Results Report

Official Ballot Tally

Run Time 9:07 AM

Run Date 06/13/2022

Marion County, Oregon

May 17, 2022 Primary Election

5/17/2022

Page 384

Official Results

Registered Voters

75419 of 217858 = 34.62%

Precincts Reporting

117 of 117 = 100.00%

615- Precinct Committee Person - Democrat - Vote for 2 No Candidate Filed

Precinct		Cast Votes	Undervotes	Overvotes	Misc. write-in	Vote By Mail Ballots Cast	Total Ballots Cast	Registered Voters	Turnout Percentage
615	0	0	53	0	3	28	28	288	9.72%
Totals	0	0	53	0	3	28	28	288	9.72%

Canvass Results Report

Official Ballot Tally

Run Time 9:07 AM

Run Date 06/13/2022

Marion County, Oregon

May 17, 2022 Primary Election

5/17/2022

Page 385

Official Results

Registered Voters

75419 of 217858 = 34.62%

Precincts Reporting

117 of 117 = 100.00%

615- Precinct Committee Person - Republican - Vote for 2

Precinct	Lisa Noble-Mellinger	Cast Votes	Undervotes	Overvotes	Misc. write-in	Vote By Mail Ballots Cast	Total Ballots Cast	Registered Voters	Turnout Percentage
615	25	25	73	0	2	50	50	288	17.36%
Totals	25	25	73	0	2	50	50	288	17.36%

Canvass Results Report

Official Ballot Tally

Run Time 9:07 AM

Run Date 06/13/2022

Marion County, Oregon

May 17, 2022 Primary Election

5/17/2022

Page 386

Official Results

Registered Voters

75419 of 217858 = 34.62%

Precincts Reporting

117 of 117 = 100.00%

625- Precinct Committee Person - Democrat - Vote for 13

Precinct	Sarah Kaser Weitzman	Marne L Mercer	Laurie Chadwick	Palmer Williams (W)	Cast Votes	Undervotes	Overvotes	Misc. write-in	Vote By Mail Ballots Cast	Total Ballots Cast	Registered Voters	Turnout Percentage
625	284	250	281	2	817	5,385	2	64	484	484	3,212	15.07%
Totals	284	250	281	2	817	5,385	2	64	484	484	3,212	15.07%

Canvass Results Report

Official Ballot Tally

Run Time 9:07 AM

Run Date 06/13/2022

Marion County, Oregon

May 17, 2022 Primary Election

5/17/2022

Page 387

Official Results

Registered Voters

75419 of 217858 = 34.62%

Precincts Reporting

117 of 117 = 100.00%

625- Precinct Committee Person - Republican - Vote for 13

Precinct	Jen Jacobson	Alan Miller	Frances Miller	Makai Brusa	Rick Lewis (W)	Cast Votes	Undervotes	Overvotes	Misc. write-in	Vote By Mail Ballots Cast	Total Ballots Cast	Registered Voters	Turnout Percentage
625	190	166	162	156	4	678	5,109	0	63	450	450	3,212	14.01%
Totals	190	166	162	156	4	678	5,109	0	63	450	450	3,212	14.01%

Canvass Results Report

Official Ballot Tally

Run Time 9:07 AM

Run Date 06/13/2022

Marion County, Oregon

May 17, 2022 Primary Election

5/17/2022

Page 388

Official Results

Registered Voters

75419 of 217858 = 34.62%

Precincts Reporting

117 of 117 = 100.00%

635- Precinct Committee Person - Democrat - Vote for 17

Precinct	Judy Sorensen	Eric Hammond	Karen L Garst	Matthew Eagles	Jason Freilinger	Karyssa Dow	Steve Barrett	Greta R Ossman (W)	Cast Votes	Undervotes	Overvotes	Misc. write-in	Vote By Mail Ballots Cast
635	358	327	363	311	443	353	314	2	2,471	11,530	1	109	831
Totals	358	327	363	311	443	353	314	2	2,471	11,530	1	109	831

Canvass Results Report

Official Ballot Tally

Run Time 9:07 AM
Run Date 06/13/2022

Marion County, Oregon

May 17, 2022 Primary Election

5/17/2022
Page 389

Official Results

Registered Voters
75419 of 217858 = 34.62%

Precincts Reporting
117 of 117 = 100.00%

635- Precinct Committee Person - Democrat - Vote for 17

Precinct	Total Ballots Cast	Registered Voters	Turnout Percentage
635	831	4,226	19.66%
Totals	831	4,226	19.66%

Canvass Results Report

Official Ballot Tally

Run Time 9:07 AM

Run Date 06/13/2022

Marion County, Oregon

May 17, 2022 Primary Election

5/17/2022

Page 390

Official Results

Registered Voters

75419 of 217858 = 34.62%

Precincts Reporting

117 of 117 = 100.00%

635- Precinct Committee Person - Republican - Vote for 17

Precinct	Tara Pyle	Carol L Williams	Cast Votes	Undervotes	Overvotes	Misc. write-in	Vote By Mail Ballots Cast	Total Ballots Cast	Registered Voters	Turnout Percentage
635	259	278	537	11,168	1	42	692	692	4,226	16.37%
Totals	259	278	537	11,168	1	42	692	692	4,226	16.37%

Canvass Results Report

Official Ballot Tally

Run Time 9:07 AM

Run Date 06/13/2022

Marion County, Oregon

May 17, 2022 Primary Election

5/17/2022

Page 391

Official Results

Registered Voters

75419 of 217858 = 34.62%

Precincts Reporting

117 of 117 = 100.00%

645- Precinct Committee Person - Democrat - Vote for 10

Precinct	Pamela A Hutchinson	Cast Votes	Undervotes	Overvotes	Misc. write-in	Vote By Mail Ballots Cast	Total Ballots Cast	Registered Voters	Turnout Percentage
645	176	176	3,003	0	11	319	319	2,431	13.12%
Totals	176	176	3,003	0	11	319	319	2,431	13.12%

Canvass Results Report

Official Ballot Tally

Run Time 9:07 AM

Run Date 06/13/2022

Marion County, Oregon

May 17, 2022 Primary Election

5/17/2022

Page 392

Official Results

Registered Voters

75419 of 217858 = 34.62%

Precincts Reporting

117 of 117 = 100.00%

645- Precinct Committee Person - Republican - Vote for 10

Precinct	Joel Pawloski	Susan K Pawloski	Ryan Gordon	Katrina Elser Casas	Cast Votes	Undervotes	Overvotes	Misc. write-in	Vote By Mail Ballots Cast	Total Ballots Cast	Registered Voters	Turnout Percentage
645	295	282	306	293	1,176	5,967	0	67	721	721	2,431	29.66%
Totals	295	282	306	293	1,176	5,967	0	67	721	721	2,431	29.66%

Canvass Results Report

Official Ballot Tally

Run Time 9:07 AM

Run Date 06/13/2022

Marion County, Oregon

May 17, 2022 Primary Election

5/17/2022

Page 393

Official Results

Registered Voters

75419 of 217858 = 34.62%

Precincts Reporting

117 of 117 = 100.00%

655- Precinct Committee Person - Democrat - Vote for 23

Precinct	Steven K Halverson	Phyllis Martin	Cast Votes	Undervotes	Overvotes	Misc. write-in	Vote By Mail Ballots Cast	Total Ballots Cast	Registered Voters	Turnout Percentage
655	252	280	532	11,579	0	33	528	528	5,729	9.22%
Totals	252	280	532	11,579	0	33	528	528	5,729	9.22%

Canvass Results Report

Official Ballot Tally

Run Time 9:07 AM

Run Date 06/13/2022

Marion County, Oregon

May 17, 2022 Primary Election

5/17/2022

Page 394

Official Results

Registered Voters

75419 of 217858 = 34.62%

Precincts Reporting

117 of 117 = 100.00%

655- Precinct Committee Person - Republican - Vote for 23

Precinct	Jordan Ohrt	Martie Johnson	Kori Sing	Heather C Hall	Keltis Hall	Brian C Hall	John P Hafner	Tricia Hafner	Ian Watts	Amy McKenzie Watts	Sharon Buller	Cast Votes	Undervotes
655	387	338	351	350	333	368	398	391	335	352	333	3,936	22,891
Totals	387	338	351	350	333	368	398	391	335	352	333	3,936	22,891

Canvass Results Report

Official Ballot Tally

Run Time 9:07 AM

Run Date 06/13/2022

Marion County, Oregon

May 17, 2022 Primary Election

5/17/2022

Page 395

Official Results

Registered Voters

75419 of 217858 = 34.62%

Precincts Reporting

117 of 117 = 100.00%

655- Precinct Committee Person - Republican - Vote for 23

Precinct	Overvotes	Misc. write-in	Vote By Mail Ballots Cast	Total Ballots Cast	Registered Voters	Turnout Percentage
655	2	152	1,175	1,175	5,729	20.51%
Totals	2	152	1,175	1,175	5,729	20.51%

Canvass Results Report

Official Ballot Tally

Run Time 9:07 AM

Run Date 06/13/2022

Marion County, Oregon

May 17, 2022 Primary Election

5/17/2022

Page 396

Official Results

Registered Voters

75419 of 217858 = 34.62%

Precincts Reporting

117 of 117 = 100.00%

673- Precinct Committee Person - Democrat - Vote for 14 No Candidate Filed

Precinct		Cast Votes	Undervotes	Overvotes	Misc. write-in	Vote By Mail Ballots Cast	Total Ballots Cast	Registered Voters	Turnout Percentage
673	0	0	4,040	0	34	291	291	3,325	8.75%
Totals	0	0	4,040	0	34	291	291	3,325	8.75%

Canvass Results Report

Official Ballot Tally

Run Time 9:07 AM

Run Date 06/13/2022

Marion County, Oregon

May 17, 2022 Primary Election

5/17/2022

Page 397

Official Results

Registered Voters
75419 of 217858 = 34.62%

Precincts Reporting
117 of 117 = 100.00%

673- Precinct Committee Person - Republican - Vote for 14

Precinct	Mark A James	Yvonne Stoffey	Cast Votes	Undervotes	Overvotes	Misc. write-in	Vote By Mail Ballots Cast	Total Ballots Cast	Registered Voters	Turnout Percentage
673	165	124	289	4,787	0	20	364	364	3,325	10.95%
Totals	165	124	289	4,787	0	20	364	364	3,325	10.95%

Canvass Results Report

Official Ballot Tally

Run Time 9:07 AM

Run Date 06/13/2022

Marion County, Oregon

May 17, 2022 Primary Election

5/17/2022

Page 398

Official Results

Registered Voters

75419 of 217858 = 34.62%

Precincts Reporting

117 of 117 = 100.00%

674- Precinct Committee Person - Democrat - Vote for 5 No Candidate Filed

Precinct		Cast Votes	Undervotes	Overvotes	Misc. write-in	Vote By Mail Ballots Cast	Total Ballots Cast	Registered Voters	Turnout Percentage
674	0	0	604	0	16	124	124	1,374	9.02%
Totals	0	0	604	0	16	124	124	1,374	9.02%

Canvass Results Report

Official Ballot Tally

Run Time 9:07 AM

Run Date 06/13/2022

Marion County, Oregon

May 17, 2022 Primary Election

5/17/2022

Page 399

Official Results

Registered Voters

75419 of 217858 = 34.62%

Precincts Reporting

117 of 117 = 100.00%

674- Precinct Committee Person - Republican - Vote for 5

Precinct	Aaron Frichtl	Brenda K Faver	Cast Votes	Undervotes	Overvotes	Misc. write-in	Vote By Mail Ballots Cast	Total Ballots Cast	Registered Voters	Turnout Percentage
674	181	124	305	1,684	0	16	401	401	1,374	29.18%
Totals	181	124	305	1,684	0	16	401	401	1,374	29.18%

Canvass Results Report

Official Ballot Tally

Run Time 9:07 AM

Run Date 06/13/2022

Marion County, Oregon

May 17, 2022 Primary Election

5/17/2022

Page 400

Official Results

Registered Voters

75419 of 217858 = 34.62%

Precincts Reporting

117 of 117 = 100.00%

676- Precinct Committee Person - Democrat - Vote for 2 No Candidate Filed

Precinct		Cast Votes	Undervotes	Overvotes	Misc. write-in	Vote By Mail Ballots Cast	Total Ballots Cast	Registered Voters	Turnout Percentage
676	0	0	161	0	1	81	81	476	17.02%
Totals	0	0	161	0	1	81	81	476	17.02%

Canvass Results Report

Official Ballot Tally

Run Time 9:07 AM
Run Date 06/13/2022

Marion County, Oregon

May 17, 2022 Primary Election

5/17/2022
Page 401

Official Results

Registered Voters
75419 of 217858 = 34.62%
Precincts Reporting
117 of 117 = 100.00%

676- Precinct Committee Person - Republican - Vote for 2 No Candidate Filed

Precinct		Cast Votes	Undervotes	Overvotes	Misc. write-in	Vote By Mail Ballots Cast	Total Ballots Cast	Registered Voters	Turnout Percentage
676	0	0	241	0	17	129	129	476	27.10%
Totals	0	0	241	0	17	129	129	476	27.10%

Canvass Results Report

Official Ballot Tally

Run Time 9:07 AM

Run Date 06/13/2022

Marion County, Oregon

May 17, 2022 Primary Election

5/17/2022

Page 402

Official Results

Registered Voters

75419 of 217858 = 34.62%

Precincts Reporting

117 of 117 = 100.00%

677- Precinct Committee Person - Democrat - Vote for 2

Precinct	Thomas (Tom) Levy	Cast Votes	Undervotes	Overvotes	Misc. write-in	Vote By Mail Ballots Cast	Total Ballots Cast	Registered Voters	Turnout Percentage
677	22	22	66	0	0	44	44	376	11.70%
Totals	22	22	66	0	0	44	44	376	11.70%

Canvass Results Report

Official Ballot Tally

Run Time 9:07 AM

Run Date 06/13/2022

Marion County, Oregon

May 17, 2022 Primary Election

5/17/2022

Page 403

Official Results

Registered Voters

75419 of 217858 = 34.62%

Precincts Reporting

117 of 117 = 100.00%

677- Precinct Committee Person - Republican - Vote for 2

Precinct	Suzanne Lovato	Marilyn Dent	Cast Votes	Undervotes	Overvotes	Misc. write-in	Vote By Mail Ballots Cast	Total Ballots Cast	Registered Voters	Turnout Percentage
677	32	36	68	96	0	0	82	82	376	21.81%
Totals	32	36	68	96	0	0	82	82	376	21.81%

Canvass Results Report

Official Ballot Tally

Run Time 9:07 AM

Run Date 06/13/2022

Marion County, Oregon

May 17, 2022 Primary Election

5/17/2022

Page 404

Official Results

Registered Voters

75419 of 217858 = 34.62%

Precincts Reporting

117 of 117 = 100.00%

678- Precinct Committee Person - Democrat - Vote for 2

Precinct	Edith Buchanan	Cast Votes	Undervotes	Overvotes	Misc. write-in	Vote By Mail Ballots Cast	Total Ballots Cast	Registered Voters	Turnout Percentage
678	25	25	56	0	1	41	41	386	10.62%
Totals	25	25	56	0	1	41	41	386	10.62%

Canvass Results Report

Official Ballot Tally

Run Time 9:07 AM

Run Date 06/13/2022

Marion County, Oregon

May 17, 2022 Primary Election

5/17/2022

Page 405

Official Results

Registered Voters

75419 of 217858 = 34.62%

Precincts Reporting

117 of 117 = 100.00%

678- Precinct Committee Person - Republican - Vote for 2 No Candidate Filed

Precinct		Cast Votes	Undervotes	Overvotes	Misc. write-in	Vote By Mail Ballots Cast	Total Ballots Cast	Registered Voters	Turnout Percentage
678	0	0	114	0	8	61	61	386	15.80%
Totals	0	0	114	0	8	61	61	386	15.80%

Canvass Results Report

Official Ballot Tally

Run Time 9:07 AM

Run Date 06/13/2022

Marion County, Oregon

May 17, 2022 Primary Election

5/17/2022

Page 406

Official Results

Registered Voters

75419 of 217858 = 34.62%

Precincts Reporting

117 of 117 = 100.00%

679- Precinct Committee Person - Democrat - Vote for 5 No Candidate Filed

Precinct		Cast Votes	Undervotes	Overvotes	Misc. write-in	Vote By Mail Ballots Cast	Total Ballots Cast	Registered Voters	Turnout Percentage
679	0	0	597	0	8	121	121	1,308	9.25%
Totals	0	0	597	0	8	121	121	1,308	9.25%

Canvass Results Report

Official Ballot Tally

Run Time 9:07 AM

Run Date 06/13/2022

Marion County, Oregon

May 17, 2022 Primary Election

5/17/2022

Page 407

Official Results

Registered Voters

75419 of 217858 = 34.62%

Precincts Reporting

117 of 117 = 100.00%

679- Precinct Committee Person - Republican - Vote for 5

Precinct	Katrina Adams	Cast Votes	Undervotes	Overvotes	Misc. write-in	Vote By Mail Ballots Cast	Total Ballots Cast	Registered Voters	Turnout Percentage
679	212	212	1,988	0	10	442	442	1,308	33.79%
Totals	212	212	1,988	0	10	442	442	1,308	33.79%

Canvass Results Report

Official Ballot Tally

Run Time 9:07 AM
Run Date 06/13/2022

Marion County, Oregon

May 17, 2022 Primary Election

5/17/2022

Page 408

Official Results

Registered Voters
75419 of 217858 = 34.62%

Precincts Reporting
117 of 117 = 100.00%

680- Precinct Committee Person - Democrat - Vote for 2 No Candidate Filed

Precinct		Cast Votes	Undervotes	Overvotes	Misc. write-in	Vote By Mail Ballots Cast	Total Ballots Cast	Registered Voters	Turnout Percentage
680	0	0	64	0	0	32	32	360	8.89%
Totals	0	0	64	0	0	32	32	360	8.89%

Canvass Results Report

Official Ballot Tally

Run Time 9:07 AM

Run Date 06/13/2022

Marion County, Oregon

May 17, 2022 Primary Election

5/17/2022

Page 409

Official Results

Registered Voters

75419 of 217858 = 34.62%

Precincts Reporting

117 of 117 = 100.00%

680- Precinct Committee Person - Republican - Vote for 2 No Candidate Filed

Precinct		Cast Votes	Undervotes	Overvotes	Misc. write-in	Vote By Mail Ballots Cast	Total Ballots Cast	Registered Voters	Turnout Percentage
680	0	0	235	0	9	122	122	360	33.89%
Totals	0	0	235	0	9	122	122	360	33.89%

Canvass Results Report

Official Ballot Tally

Run Time 9:07 AM

Run Date 06/13/2022

Marion County, Oregon

May 17, 2022 Primary Election

5/17/2022

Page 410

Official Results

Registered Voters

75419 of 217858 = 34.62%

Precincts Reporting

117 of 117 = 100.00%

681- Precinct Committee Person - Democrat - Vote for 7

Precinct	Jesse S Smith	Cast Votes	Undervotes	Overvotes	Misc. write-in	Vote By Mail Ballots Cast	Total Ballots Cast	Registered Voters	Turnout Percentage
681	156	156	1,782	0	15	279	279	1,841	15.15%
Totals	156	156	1,782	0	15	279	279	1,841	15.15%

Canvass Results Report

Official Ballot Tally

Run Time 9:07 AM

Run Date 06/13/2022

Marion County, Oregon

May 17, 2022 Primary Election

5/17/2022

Page 411

Official Results

Registered Voters

75419 of 217858 = 34.62%

Precincts Reporting

117 of 117 = 100.00%

681- Precinct Committee Person - Republican - Vote for 7

Precinct	Chris Allen	David J Sloan	Holly R Butler	Wes Butler	Deborah Snow Butler	Cast Votes	Undervotes	Overvotes	Misc. write-in	Vote By Mail Ballots Cast	Total Ballots Cast	Registered Voters	Turnout Percentage
681	200	180	187	195	184	946	1,890	0	69	415	415	1,841	22.54%
Totals	200	180	187	195	184	946	1,890	0	69	415	415	1,841	22.54%

Canvass Results Report

Official Ballot Tally

Run Time 9:07 AM
Run Date 06/13/2022

Marion County, Oregon

May 17, 2022 Primary Election

5/17/2022

Page 412

Official Results

Registered Voters
75419 of 217858 = 34.62%

Precincts Reporting
117 of 117 = 100.00%

682- Precinct Committee Person - Democrat - Vote for 14

Precinct	Phyllis Bond	Mark Blackburn	Cast Votes	Undervotes	Overvotes	Misc. write-in	Vote By Mail Ballots Cast	Total Ballots Cast	Registered Voters	Turnout Percentage
682	209	185	394	5,827	0	23	446	446	3,464	12.88%
Totals	209	185	394	5,827	0	23	446	446	3,464	12.88%

Canvass Results Report

Official Ballot Tally

Run Time 9:07 AM

Run Date 06/13/2022

Marion County, Oregon

May 17, 2022 Primary Election

5/17/2022

Page 413

Official Results

Registered Voters

75419 of 217858 = 34.62%

Precincts Reporting

117 of 117 = 100.00%

682- Precinct Committee Person - Republican - Vote for 14

Precinct	Kaye Annis	Carol P Leek	Lisa Beth Wipf	Tammy Mittig	Terri Kroeker	Ashley Bean	Julia Clark (W)	Cast Votes	Undervotes	Overvotes	Misc. write-in	Vote By Mail Ballots Cast	Total Ballots Cast	Registered Voters
682	280	303	291	278	300	288	3	1,743	10,314	0	95	868	868	3,464
Totals	280	303	291	278	300	288	3	1,743	10,314	0	95	868	868	3,464

Canvass Results Report

Official Ballot Tally

Run Time 9:07 AM

Run Date 06/13/2022

Marion County, Oregon

May 17, 2022 Primary Election

5/17/2022

Page 414

Official Results


Registered Voters

75419 of 217858 = 34.62%

Precincts Reporting

117 of 117 = 100.00%

682- Precinct Committee Person - Republican - Vote for 14



Precinct	Turnout Percentage
682	25.06%
Totals	25.06%

Canvass Results Report

Official Ballot Tally

Run Time 9:07 AM

Run Date 06/13/2022

Marion County, Oregon

May 17, 2022 Primary Election

5/17/2022

Page 415

Official Results

Registered Voters

75419 of 217858 = 34.62%

Precincts Reporting

117 of 117 = 100.00%

683- Precinct Committee Person - Democrat - Vote for 6

Precinct	Richard Harisay	Cast Votes	Undervotes	Overvotes	Misc. write-in	Vote By Mail Ballots Cast	Total Ballots Cast	Registered Voters	Turnout Percentage
683	62	62	700	0	0	127	127	1,358	9.35%
Totals	62	62	700	0	0	127	127	1,358	9.35%

Canvass Results Report

Official Ballot Tally

Run Time 9:07 AM

Run Date 06/13/2022

Marion County, Oregon

May 17, 2022 Primary Election

5/17/2022

Page 416

Official Results

Registered Voters

75419 of 217858 = 34.62%

Precincts Reporting

117 of 117 = 100.00%

683- Precinct Committee Person - Republican - Vote for 6

Precinct	Michael H Williams	Cast Votes	Undervotes	Overvotes	Misc. write-in	Vote By Mail Ballots Cast	Total Ballots Cast	Registered Voters	Turnout Percentage
683	200	200	2,285	0	35	420	420	1,358	30.93%
Totals	200	200	2,285	0	35	420	420	1,358	30.93%

Canvass Results Report

Official Ballot Tally

Run Time 9:07 AM

Run Date 06/13/2022

Marion County, Oregon

May 17, 2022 Primary Election

5/17/2022

Page 417

Official Results

Registered Voters

75419 of 217858 = 34.62%

Precincts Reporting

117 of 117 = 100.00%

684- Precinct Committee Person - Democrat - Vote for 2 No Candidate Filed

Precinct		Cast Votes	Undervotes	Overvotes	Misc. write-in	Vote By Mail Ballots Cast	Total Ballots Cast	Registered Voters	Turnout Percentage
684	0	0	94	0	12	53	53	515	10.29%
Totals	0	0	94	0	12	53	53	515	10.29%

Canvass Results Report

Official Ballot Tally

Run Time 9:07 AM

Run Date 06/13/2022

Marion County, Oregon

May 17, 2022 Primary Election

5/17/2022

Page 418

Official Results

Registered Voters

75419 of 217858 = 34.62%

Precincts Reporting

117 of 117 = 100.00%

684- Precinct Committee Person - Republican - Vote for 2

Precinct	Cassy Larson	Cast Votes	Undervotes	Overvotes	Misc. write-in	Vote By Mail Ballots Cast	Total Ballots Cast	Registered Voters	Turnout Percentage
684	82	82	171	0	7	130	130	515	25.24%
Totals	82	82	171	0	7	130	130	515	25.24%

Canvass Results Report

Official Ballot Tally

Run Time 9:07 AM

Run Date 06/13/2022

Marion County, Oregon

May 17, 2022 Primary Election

5/17/2022

Page 419

Official Results

Registered Voters

75419 of 217858 = 34.62%

Precincts Reporting

117 of 117 = 100.00%

686- Precinct Committee Person - Democrat - Vote for 2 No Candidate Filed

Precinct		Cast Votes	Undervotes	Overvotes	Misc. write-in	Vote By Mail Ballots Cast	Total Ballots Cast	Registered Voters	Turnout Percentage
686	0	0	34	0	2	18	18	203	8.87%
Totals	0	0	34	0	2	18	18	203	8.87%

Canvass Results Report

Official Ballot Tally

Run Time 9:07 AM

Run Date 06/13/2022

Marion County, Oregon

May 17, 2022 Primary Election

5/17/2022

Page 420

Official Results

Registered Voters

75419 of 217858 = 34.62%

Precincts Reporting

117 of 117 = 100.00%

686- Precinct Committee Person - Republican - Vote for 2

Precinct	Dawn Frank	Cast Votes	Undervotes	Overvotes	Misc. write-in	Vote By Mail Ballots Cast	Total Ballots Cast	Registered Voters	Turnout Percentage
686	28	28	86	0	0	57	57	203	28.08%
Totals	28	28	86	0	0	57	57	203	28.08%

Canvass Results Report

Official Ballot Tally

Run Time 9:07 AM
Run Date 06/13/2022

Marion County, Oregon

May 17, 2022 Primary Election

5/17/2022

Page 421

Official Results

Registered Voters
75419 of 217858 = 34.62%

Precincts Reporting
117 of 117 = 100.00%

687- Precinct Committee Person - Democrat - Vote for 2 No Candidate Filed

Precinct		Cast Votes	Undervotes	Overvotes	Misc. write-in	Vote By Mail Ballots Cast	Total Ballots Cast	Registered Voters	Turnout Percentage
687	0	0	30	0	0	15	15	126	11.90%
Totals	0	0	30	0	0	15	15	126	11.90%

Canvass Results Report

Official Ballot Tally

Run Time 9:07 AM

Run Date 06/13/2022

Marion County, Oregon

May 17, 2022 Primary Election

5/17/2022

Page 422

Official Results

Registered Voters

75419 of 217858 = 34.62%

Precincts Reporting

117 of 117 = 100.00%

687- Precinct Committee Person - Republican - Vote for 2 No Candidate Filed

Precinct		Cast Votes	Undervotes	Overvotes	Misc. write-in	Vote By Mail Ballots Cast	Total Ballots Cast	Registered Voters	Turnout Percentage
687	0	0	66	0	0	33	33	126	26.19%
Totals	0	0	66	0	0	33	33	126	26.19%

Canvass Results Report

Official Ballot Tally

Run Time 9:07 AM

Run Date 06/13/2022

Marion County, Oregon

May 17, 2022 Primary Election

5/17/2022

Page 423

Official Results

Registered Voters

75419 of 217858 = 34.62%

Precincts Reporting

117 of 117 = 100.00%

688- Precinct Committee Person - Democrat - Vote for 2 No Candidate Filed

Precinct		Cast Votes	Undervotes	Overvotes	Misc. write-in	Vote By Mail Ballots Cast	Total Ballots Cast	Registered Voters	Turnout Percentage
688	0	0	158	0	0	79	79	610	12.95%
Totals	0	0	158	0	0	79	79	610	12.95%

Canvass Results Report

Official Ballot Tally

Run Time 9:07 AM

Run Date 06/13/2022

Marion County, Oregon

May 17, 2022 Primary Election

5/17/2022

Page 424

Official Results

Registered Voters

75419 of 217858 = 34.62%

Precincts Reporting

117 of 117 = 100.00%

688- Precinct Committee Person - Republican - Vote for 2 No Candidate Filed

Precinct		Cast Votes	Undervotes	Overvotes	Misc. write-in	Vote By Mail Ballots Cast	Total Ballots Cast	Registered Voters	Turnout Percentage
688	0	0	323	0	3	163	163	610	26.72%
Totals	0	0	323	0	3	163	163	610	26.72%

Canvass Results Report

Official Ballot Tally

Run Time 9:07 AM

Run Date 06/13/2022

Marion County, Oregon

May 17, 2022 Primary Election

5/17/2022

Page 425

Official Results

Registered Voters

75419 of 217858 = 34.62%

Precincts Reporting

117 of 117 = 100.00%

689- Precinct Committee Person - Democrat - Vote for 2 No Candidate Filed

Precinct		Cast Votes	Undervotes	Overvotes	Misc. write-in	Vote By Mail Ballots Cast	Total Ballots Cast	Registered Voters	Turnout Percentage
689	0	0	0	0	0	0	0	14	0.00%
Totals	0	0	0	0	0	0	0	14	0.00%

Canvass Results Report

Official Ballot Tally

Run Time 9:07 AM

Run Date 06/13/2022

Marion County, Oregon

May 17, 2022 Primary Election

5/17/2022

Page 426

Official Results

Registered Voters

75419 of 217858 = 34.62%

Precincts Reporting

117 of 117 = 100.00%

689- Precinct Committee Person - Republican - Vote for 2 No Candidate Filed

Precinct		Cast Votes	Undervotes	Overvotes	Misc. write-in	Vote By Mail Ballots Cast	Total Ballots Cast	Registered Voters	Turnout Percentage
689	0	0	8	0	0	4	4	14	28.57%
Totals	0	0	8	0	0	4	4	14	28.57%

Canvass Results Report

Official Ballot Tally

Run Time 9:07 AM

Run Date 06/13/2022

Marion County, Oregon

May 17, 2022 Primary Election

5/17/2022

Page 427

Official Results

Registered Voters

75419 of 217858 = 34.62%

Precincts Reporting

117 of 117 = 100.00%

690- Precinct Committee Person - Democrat - Vote for 22

Precinct	Karen Stevens	Emily Mooney	Frederick James Kneueppel Jr	Cast Votes	Undervotes	Overvotes	Misc. write-in	Vote By Mail Ballots Cast	Total Ballots Cast	Registered Voters	Turnout Percentage
690	197	208	153	558	9,503	0	15	458	458	5,406	8.47%
Totals	197	208	153	558	9,503	0	15	458	458	5,406	8.47%

Canvass Results Report

Official Ballot Tally

Run Time 9:07 AM

Run Date 06/13/2022

Marion County, Oregon

May 17, 2022 Primary Election

5/17/2022

Page 428

Official Results

Registered Voters

75419 of 217858 = 34.62%

Precincts Reporting

117 of 117 = 100.00%

690- Precinct Committee Person - Republican - Vote for 22

Precinct	Jessica Snook	Aubrey L Mankins	John Earl Forgard	Cast Votes	Undervotes	Overvotes	Misc. write-in	Vote By Mail Ballots Cast	Total Ballots Cast	Registered Voters	Turnout Percentage
690	178	160	167	505	9,953	0	14	476	476	5,406	8.81%
Totals	178	160	167	505	9,953	0	14	476	476	5,406	8.81%

Canvass Results Report

Official Ballot Tally

Run Time 9:07 AM

Run Date 06/13/2022

Marion County, Oregon

May 17, 2022 Primary Election

5/17/2022

Page 429

Official Results

Registered Voters

75419 of 217858 = 34.62%

Precincts Reporting

117 of 117 = 100.00%

691- Precinct Committee Person - Democrat - Vote for 23 No Candidate Filed

Precinct	Michael D Staten (W)	Cast Votes	Undervotes	Overvotes	Misc. write-in	Vote By Mail Ballots Cast	Total Ballots Cast	Registered Voters	Turnout Percentage
691	2	2	14,259	0	45	622	622	5,632	11.04%
Totals	2	2	14,259	0	45	622	622	5,632	11.04%

Canvass Results Report

Official Ballot Tally

Run Time 9:07 AM

Run Date 06/13/2022

Marion County, Oregon

May 17, 2022 Primary Election

5/17/2022

Page 430

Official Results

Registered Voters

75419 of 217858 = 34.62%

Precincts Reporting

117 of 117 = 100.00%

691- Precinct Committee Person - Republican - Vote for 23

Precinct	Janis M Pedro	John Cochran	Becky Charlick	Cheryl Greenlee	Cast Votes	Undervotes	Overvotes	Misc. write-in	Vote By Mail Ballots Cast	Total Ballots Cast	Registered Voters	Turnout Percentage
691	244	311	255	265	1,075	18,215	2	53	843	843	5,632	14.97%
Totals	244	311	255	265	1,075	18,215	2	53	843	843	5,632	14.97%

Canvass Results Report

Official Ballot Tally

Run Time 9:07 AM

Run Date 06/13/2022

Marion County, Oregon

May 17, 2022 Primary Election

5/17/2022

Page 431

Official Results

Registered Voters

75419 of 217858 = 34.62%

Precincts Reporting

117 of 117 = 100.00%

692- Precinct Committee Person - Democrat - Vote for 2 No Candidate Filed

Precinct		Cast Votes	Undervotes	Overvotes	Misc. write-in	Vote By Mail Ballots Cast	Total Ballots Cast	Registered Voters	Turnout Percentage
692	0	0	10	0	0	5	5	71	7.04%
Totals	0	0	10	0	0	5	5	71	7.04%

Canvass Results Report

Official Ballot Tally

Run Time 9:07 AM

Run Date 06/13/2022

Marion County, Oregon

May 17, 2022 Primary Election

5/17/2022

Page 432

Official Results

Registered Voters

75419 of 217858 = 34.62%

Precincts Reporting

117 of 117 = 100.00%

692- Precinct Committee Person - Republican - Vote for 2 No Candidate Filed

Precinct		Cast Votes	Undervotes	Overvotes	Misc. write-in	Vote By Mail Ballots Cast	Total Ballots Cast	Registered Voters	Turnout Percentage
692	0	0	37	0	1	19	19	71	26.76%
Totals	0	0	37	0	1	19	19	71	26.76%

Canvass Results Report

Official Ballot Tally

Run Time 9:07 AM

Run Date 06/13/2022

Marion County, Oregon

May 17, 2022 Primary Election

5/17/2022

Page 433

Official Results

Registered Voters

75419 of 217858 = 34.62%

Precincts Reporting

117 of 117 = 100.00%

694- Precinct Committee Person - Democrat - Vote for 2 No Candidate Filed

Precinct		Cast Votes	Undervotes	Overvotes	Misc. write-in	Vote By Mail Ballots Cast	Total Ballots Cast	Registered Voters	Turnout Percentage
694	0	0	2	0	0	1	1	3	33.33%
Totals	0	0	2	0	0	1	1	3	33.33%

Canvass Results Report

Official Ballot Tally

Run Time 9:07 AM
Run Date 06/13/2022

Marion County, Oregon

May 17, 2022 Primary Election

5/17/2022
Page 434

Official Results

Registered Voters
75419 of 217858 = 34.62%
Precincts Reporting
117 of 117 = 100.00%

694- Precinct Committee Person - Republican - Vote for 2 No Candidate Filed

Precinct		Cast Votes	Undervotes	Overvotes	Misc. write-in	Vote By Mail Ballots Cast	Total Ballots Cast	Registered Voters	Turnout Percentage
694	0	0	2	0	0	1	1	3	33.33%
Totals	0	0	2	0	0	1	1	3	33.33%

Canvass Results Report

Official Ballot Tally

Run Time 9:07 AM

Run Date 06/13/2022

Marion County, Oregon

May 17, 2022 Primary Election

5/17/2022

Page 435

Official Results

Registered Voters

75419 of 217858 = 34.62%

Precincts Reporting

117 of 117 = 100.00%

696- Precinct Committee Person - Democrat - Vote for 2 No Candidate Filed

Precinct		Cast Votes	Undervotes	Overvotes	Misc. write-in	Vote By Mail Ballots Cast	Total Ballots Cast	Registered Voters	Turnout Percentage
696	0	0	16	0	0	8	8	184	4.35%
Totals	0	0	16	0	0	8	8	184	4.35%

Canvass Results Report

Official Ballot Tally

Run Time 9:07 AM

Run Date 06/13/2022

Marion County, Oregon

May 17, 2022 Primary Election

5/17/2022

Page 436

Official Results

Registered Voters

75419 of 217858 = 34.62%

Precincts Reporting

117 of 117 = 100.00%

696- Precinct Committee Person - Republican - Vote for 2 No Candidate Filed

Precinct		Cast Votes	Undervotes	Overvotes	Misc. write-in	Vote By Mail Ballots Cast	Total Ballots Cast	Registered Voters	Turnout Percentage
696	0	0	40	0	0	20	20	184	10.87%
Totals	0	0	40	0	0	20	20	184	10.87%

Canvass Results Report

Official Ballot Tally

Run Time 9:07 AM

Run Date 06/13/2022

Marion County, Oregon

May 17, 2022 Primary Election

5/17/2022

Page 437

Official Results

Registered Voters

75419 of 217858 = 34.62%

Precincts Reporting

117 of 117 = 100.00%

697- Precinct Committee Person - Democrat - Vote for 23

Precinct	Michael W Johnson	Levi Herrera-Lopez	Kevin B McGrory	Tina R Turner-Morfitt	Ian T Davidson	Cast Votes	Undervotes	Overvotes	Misc. write-in	Vote By Mail Ballots Cast	Total Ballots Cast	Registered Voters	Turnout Percentage
697	226	254	207	249	206	1,142	12,124	0	28	578	578	5,693	10.15%
Totals	226	254	207	249	206	1,142	12,124	0	28	578	578	5,693	10.15%

Canvass Results Report

Official Ballot Tally

Run Time 9:07 AM

Run Date 06/13/2022

Marion County, Oregon

May 17, 2022 Primary Election

5/17/2022

Page 438

Official Results

Registered Voters

75419 of 217858 = 34.62%

Precincts Reporting

117 of 117 = 100.00%

697- Precinct Committee Person - Republican - Vote for 23

Precinct	Sandra F Young	Paul D Young	Cast Votes	Undervotes	Overvotes	Misc. write-in	Vote By Mail Ballots Cast	Total Ballots Cast	Registered Voters	Turnout Percentage
697	265	234	499	12,633	0	70	574	574	5,693	10.08%
Totals	265	234	499	12,633	0	70	574	574	5,693	10.08%

Canvass Results Report

Official Ballot Tally

Run Time 9:07 AM

Run Date 06/13/2022

Marion County, Oregon

May 17, 2022 Primary Election

5/17/2022

Page 439

Official Results

Registered Voters

75419 of 217858 = 34.62%

Precincts Reporting

117 of 117 = 100.00%

698- Precinct Committee Person - Democrat - Vote for 5 No Candidate Filed

Precinct		Cast Votes	Undervotes	Overvotes	Misc. write-in	Vote By Mail Ballots Cast	Total Ballots Cast	Registered Voters	Turnout Percentage
698	0	0	710	0	10	144	144	1,340	10.75%
Totals	0	0	710	0	10	144	144	1,340	10.75%

Canvass Results Report

Official Ballot Tally

Run Time 9:07 AM

Run Date 06/13/2022

Marion County, Oregon

May 17, 2022 Primary Election

5/17/2022

Page 440

Official Results

Registered Voters

75419 of 217858 = 34.62%

Precincts Reporting

117 of 117 = 100.00%

698- Precinct Committee Person - Republican - Vote for 5

Precinct	Deborah Roisen	Scott Blake	Cast Votes	Undervotes	Overvotes	Misc. write-in	Vote By Mail Ballots Cast	Total Ballots Cast	Registered Voters	Turnout Percentage
698	118	140	258	1,360	0	12	326	326	1,340	24.33%
Totals	118	140	258	1,360	0	12	326	326	1,340	24.33%

Canvass Results Report

Official Ballot Tally

Run Time 9:07 AM

Run Date 06/13/2022

Marion County, Oregon

May 17, 2022 Primary Election

5/17/2022

Page 441

Official Results

Registered Voters

75419 of 217858 = 34.62%

Precincts Reporting

117 of 117 = 100.00%

699- Precinct Committee Person - Democrat - Vote for 2 No Candidate Filed

Precinct		Cast Votes	Undervotes	Overvotes	Misc. write-in	Vote By Mail Ballots Cast	Total Ballots Cast	Registered Voters	Turnout Percentage
699	0	0	0	0	0	0	0	2	0.00%
Totals	0	0	0	0	0	0	0	2	0.00%

Canvass Results Report

Official Ballot Tally

Run Time 9:07 AM

Run Date 06/13/2022

Marion County, Oregon

May 17, 2022 Primary Election

5/17/2022

Page 442

Official Results

Registered Voters

75419 of 217858 = 34.62%

Precincts Reporting

117 of 117 = 100.00%

699- Precinct Committee Person - Republican - Vote for 2 No Candidate Filed

Precinct		Cast Votes	Undervotes	Overvotes	Misc. write-in	Vote By Mail Ballots Cast	Total Ballots Cast	Registered Voters	Turnout Percentage
699		0	0	0	0	0	0	2	0.00%
Totals		0	0	0	0	0	0	2	0.00%

Canvass Results Report

Official Ballot Tally

Run Time 9:07 AM

Run Date 06/13/2022

Marion County, Oregon

May 17, 2022 Primary Election

5/17/2022

Page 443

Official Results

Registered Voters

75419 of 217858 = 34.62%

Precincts Reporting

117 of 117 = 100.00%

705- Precinct Committee Person - Democrat - Vote for 9 No Candidate Filed

Precinct		Cast Votes	Undervotes	Overvotes	Misc. write-in	Vote By Mail Ballots Cast	Total Ballots Cast	Registered Voters	Turnout Percentage
705	0	0	1,769	0	13	198	198	2,144	9.24%
Totals	0	0	1,769	0	13	198	198	2,144	9.24%

Canvass Results Report

Official Ballot Tally

Run Time 9:07 AM

Run Date 06/13/2022

Marion County, Oregon

May 17, 2022 Primary Election

5/17/2022

Page 444

Official Results

Registered Voters

75419 of 217858 = 34.62%

Precincts Reporting

117 of 117 = 100.00%

705- Precinct Committee Person - Republican - Vote for 9

Precinct	Beth Jones	Jenn Woodward	Cast Votes	Undervotes	Overvotes	Misc. write-in	Vote By Mail Ballots Cast	Total Ballots Cast	Registered Voters	Turnout Percentage
705	316	187	503	3,746	0	53	478	478	2,144	22.29%
Totals	316	187	503	3,746	0	53	478	478	2,144	22.29%

Canvass Results Report

Official Ballot Tally

Run Time 9:07 AM

Run Date 06/13/2022

Marion County, Oregon

May 17, 2022 Primary Election

5/17/2022

Page 445

Official Results

Registered Voters

75419 of 217858 = 34.62%

Precincts Reporting

117 of 117 = 100.00%

715- Precinct Committee Person - Democrat - Vote for 12 No Candidate Filed

Precinct		Cast Votes	Undervotes	Overvotes	Misc. write-in	Vote By Mail Ballots Cast	Total Ballots Cast	Registered Voters	Turnout Percentage
715	0	0	2,383	0	17	200	200	2,877	6.95%
Totals	0	0	2,383	0	17	200	200	2,877	6.95%

Canvass Results Report

Official Ballot Tally

Run Time 9:07 AM

Run Date 06/13/2022

Marion County, Oregon

May 17, 2022 Primary Election

5/17/2022

Page 446

Official Results

Registered Voters

75419 of 217858 = 34.62%

Precincts Reporting

117 of 117 = 100.00%

715- Precinct Committee Person - Republican - Vote for 12

Precinct	Larry Purdy	Hannah Purdy	Tammy Bennett	Cast Votes	Undervotes	Overvotes	Misc. write-in	Vote By Mail Ballots Cast	Total Ballots Cast	Registered Voters	Turnout Percentage
715	240	228	258	726	4,984	2	86	485	485	2,877	16.86%
Totals	240	228	258	726	4,984	2	86	485	485	2,877	16.86%

Canvass Results Report

Official Ballot Tally

Run Time 9:07 AM

Run Date 06/13/2022

Marion County, Oregon

May 17, 2022 Primary Election

5/17/2022

Page 447

Official Results

Registered Voters

75419 of 217858 = 34.62%

Precincts Reporting

117 of 117 = 100.00%

725- Precinct Committee Person - Democrat - Vote for 9 No Candidate Filed

Precinct		Cast Votes	Undervotes	Overvotes	Misc. write-in	Vote By Mail Ballots Cast	Total Ballots Cast	Registered Voters	Turnout Percentage
725	0	0	1,460	0	7	163	163	2,242	7.27%
Totals	0	0	1,460	0	7	163	163	2,242	7.27%

Canvass Results Report

Official Ballot Tally

Run Time 9:07 AM

Run Date 06/13/2022

Marion County, Oregon

May 17, 2022 Primary Election

5/17/2022

Page 448

Official Results

Registered Voters

75419 of 217858 = 34.62%

Precincts Reporting

117 of 117 = 100.00%

725- Precinct Committee Person - Republican - Vote for 9 No Candidate Filed

Precinct		Cast Votes	Undervotes	Overvotes	Misc. write-in	Vote By Mail Ballots Cast	Total Ballots Cast	Registered Voters	Turnout Percentage
725	0	0	3,100	0	41	349	349	2,242	15.57%
Totals	0	0	3,100	0	41	349	349	2,242	15.57%

Canvass Results Report

Official Ballot Tally

Run Time 9:07 AM

Run Date 06/13/2022

Marion County, Oregon

May 17, 2022 Primary Election

5/17/2022

Page 449

Official Results

Registered Voters

75419 of 217858 = 34.62%

Precincts Reporting

117 of 117 = 100.00%

779- Precinct Committee Person - Democrat - Vote for 6 No Candidate Filed

Precinct		Cast Votes	Undervotes	Overvotes	Misc. write-in	Vote By Mail Ballots Cast	Total Ballots Cast	Registered Voters	Turnout Percentage
779	0	0	1,470	0	12	247	247	1,470	16.80%
Totals	0	0	1,470	0	12	247	247	1,470	16.80%

Canvass Results Report

Official Ballot Tally

Run Time 9:07 AM

Run Date 06/13/2022

Marion County, Oregon

May 17, 2022 Primary Election

5/17/2022

Page 450

Official Results

Registered Voters

75419 of 217858 = 34.62%

Precincts Reporting

117 of 117 = 100.00%

779- Precinct Committee Person - Republican - Vote for 6

Precinct	Stacy Rejaian	Bejan Rejaian	Roy Douglas Lytle	Satya Chandragiri	Denyc Boles	Darlene F Atkinson (W)	Cast Votes	Undervotes	Overvotes	Misc. write-in	Vote By Mail Ballots Cast	Total Ballots Cast	Registered Voters	Turnout Percentage
779	105	101	120	113	196	6	641	1,316	0	23	330	330	1,470	22.45%
Totals	105	101	120	113	196	6	641	1,316	0	23	330	330	1,470	22.45%

Canvass Results Report

Official Ballot Tally

Run Time 9:07 AM

Run Date 06/13/2022

Marion County, Oregon

May 17, 2022 Primary Election

5/17/2022

Page 451

Official Results

Registered Voters

75419 of 217858 = 34.62%

Precincts Reporting

117 of 117 = 100.00%

780- Precinct Committee Person - Democrat - Vote for 5

Precinct	Kathleen Harder	Tina Calos	Cast Votes	Undervotes	Overvotes	Misc. write-in	Vote By Mail Ballots Cast	Total Ballots Cast	Registered Voters	Turnout Percentage
780	157	108	265	933	0	12	242	242	1,317	18.38%
Totals	157	108	265	933	0	12	242	242	1,317	18.38%

Canvass Results Report

Official Ballot Tally

Run Time 9:07 AM

Run Date 06/13/2022

Marion County, Oregon

May 17, 2022 Primary Election

5/17/2022

Page 452

Official Results

Registered Voters

75419 of 217858 = 34.62%

Precincts Reporting

117 of 117 = 100.00%

780- Precinct Committee Person - Republican - Vote for 5

Precinct	Angela Plowhead	Cast Votes	Undervotes	Overvotes	Misc. write-in	Vote By Mail Ballots Cast	Total Ballots Cast	Registered Voters	Turnout Percentage
780	163	163	1,314	3	18	302	302	1,317	22.93%
Totals	163	163	1,314	3	18	302	302	1,317	22.93%

Canvass Results Report

Official Ballot Tally

Run Time 9:07 AM

Run Date 06/13/2022

Marion County, Oregon

May 17, 2022 Primary Election

5/17/2022

Page 453

Official Results

Registered Voters

75419 of 217858 = 34.62%

Precincts Reporting

117 of 117 = 100.00%

781- Precinct Committee Person - Democrat - Vote for 3 No Candidate Filed

Precinct		Cast Votes	Undervotes	Overvotes	Misc. write-in	Vote By Mail Ballots Cast	Total Ballots Cast	Registered Voters	Turnout Percentage
781	0	0	351	0	0	117	117	635	18.43%
Totals	0	0	351	0	0	117	117	635	18.43%

Canvass Results Report

Official Ballot Tally

Run Time 9:07 AM

Run Date 06/13/2022

Marion County, Oregon

May 17, 2022 Primary Election

5/17/2022

Page 454

Official Results

Registered Voters

75419 of 217858 = 34.62%

Precincts Reporting

117 of 117 = 100.00%

781- Precinct Committee Person - Republican - Vote for 3

Precinct	Ritch Hanneman	Cast Votes	Undervotes	Overvotes	Misc. write-in	Vote By Mail Ballots Cast	Total Ballots Cast	Registered Voters	Turnout Percentage
781	70	70	384	0	5	153	153	635	24.09%
Totals	70	70	384	0	5	153	153	635	24.09%

Canvass Results Report

Official Ballot Tally

Run Time 9:07 AM

Run Date 06/13/2022

Marion County, Oregon

May 17, 2022 Primary Election

5/17/2022

Page 455

Official Results

Registered Voters

75419 of 217858 = 34.62%

Precincts Reporting

117 of 117 = 100.00%

782- Precinct Committee Person - Democrat - Vote for 2 No Candidate Filed

Precinct		Cast Votes	Undervotes	Overvotes	Misc. write-in	Vote By Mail Ballots Cast	Total Ballots Cast	Registered Voters	Turnout Percentage
782	0	0	49	0	1	25	25	119	21.01%
Totals	0	0	49	0	1	25	25	119	21.01%

Canvass Results Report

Official Ballot Tally

Run Time 9:07 AM

Run Date 06/13/2022

Marion County, Oregon

May 17, 2022 Primary Election

5/17/2022

Page 456

Official Results

Registered Voters

75419 of 217858 = 34.62%

Precincts Reporting

117 of 117 = 100.00%

782- Precinct Committee Person - Republican - Vote for 2 No Candidate Filed

Precinct		Cast Votes	Undervotes	Overvotes	Misc. write-in	Vote By Mail Ballots Cast	Total Ballots Cast	Registered Voters	Turnout Percentage
782	0	0	47	0	1	24	24	119	20.17%
Totals	0	0	47	0	1	24	24	119	20.17%

Canvass Results Report

Official Ballot Tally

Run Time 9:07 AM
Run Date 06/13/2022

Marion County, Oregon

May 17, 2022 Primary Election

5/17/2022
Page 457

Official Results

Registered Voters
75419 of 217858 = 34.62%
Precincts Reporting
117 of 117 = 100.00%

783- Precinct Committee Person - Democrat - Vote for 3 No Candidate Filed

Precinct		Cast Votes	Undervotes	Overvotes	Misc. write-in	Vote By Mail Ballots Cast	Total Ballots Cast	Registered Voters	Turnout Percentage
783	0	0	233	0	1	78	78	660	11.82%
Totals	0	0	233	0	1	78	78	660	11.82%

Canvass Results Report

Official Ballot Tally

Run Time 9:07 AM

Run Date 06/13/2022

Marion County, Oregon

May 17, 2022 Primary Election

5/17/2022

Page 458

Official Results

Registered Voters

75419 of 217858 = 34.62%

Precincts Reporting

117 of 117 = 100.00%

783- Precinct Committee Person - Republican - Vote for 3

Precinct	Conan Kalei Fuerte	Rebecca C Roth (W)	Steven W Ribeiro (W)	Cast Votes	Undervotes	Overvotes	Misc. write-in	Vote By Mail Ballots Cast	Total Ballots Cast	Registered Voters	Turnout Percentage
783	81	6	8	95	438	0	4	179	179	660	27.12%
Totals	81	6	8	95	438	0	4	179	179	660	27.12%

Canvass Results Report

Official Ballot Tally

Run Time 9:07 AM

Run Date 06/13/2022

Marion County, Oregon

May 17, 2022 Primary Election

5/17/2022

Page 459

Official Results

Registered Voters

75419 of 217858 = 34.62%

Precincts Reporting

117 of 117 = 100.00%

784- Precinct Committee Person - Democrat - Vote for 2 No Candidate Filed

Precinct		Cast Votes	Undervotes	Overvotes	Misc. write-in	Vote By Mail Ballots Cast	Total Ballots Cast	Registered Voters	Turnout Percentage
784	0	0	54	0	0	27	27	242	11.16%
Totals	0	0	54	0	0	27	27	242	11.16%

Canvass Results Report

Official Ballot Tally

Run Time 9:07 AM
Run Date 06/13/2022

Marion County, Oregon

May 17, 2022 Primary Election

5/17/2022

Page 460

Official Results

Registered Voters
75419 of 217858 = 34.62%

Precincts Reporting
117 of 117 = 100.00%

784- Precinct Committee Person - Republican - Vote for 2 No Candidate Filed

Precinct		Cast Votes	Undervotes	Overvotes	Misc. write-in	Vote By Mail Ballots Cast	Total Ballots Cast	Registered Voters	Turnout Percentage
784	0	0	96	0	8	52	52	242	21.49%
Totals	0	0	96	0	8	52	52	242	21.49%

Canvass Results Report

Official Ballot Tally

Run Time 9:07 AM
Run Date 06/13/2022

Marion County, Oregon

May 17, 2022 Primary Election

5/17/2022

Page 461

Official Results

Registered Voters
75419 of 217858 = 34.62%

Precincts Reporting
117 of 117 = 100.00%

786- Precinct Committee Person - Democrat - Vote for 2 No Candidate Filed

Precinct		Cast Votes	Undervotes	Overvotes	Misc. write-in	Vote By Mail Ballots Cast	Total Ballots Cast	Registered Voters	Turnout Percentage
786	0	0	30	0	0	15	15	286	5.24%
Totals	0	0	30	0	0	15	15	286	5.24%

Canvass Results Report

Official Ballot Tally

Run Time 9:07 AM

Run Date 06/13/2022

Marion County, Oregon

May 17, 2022 Primary Election

5/17/2022

Page 462

Official Results

Registered Voters

75419 of 217858 = 34.62%

Precincts Reporting

117 of 117 = 100.00%

786- Precinct Committee Person - Republican - Vote for 2

Precinct	Kent A Purdy	Cast Votes	Undervotes	Overvotes	Misc. write-in	Vote By Mail Ballots Cast	Total Ballots Cast	Registered Voters	Turnout Percentage
786	51	51	112	0	1	82	82	286	28.67%
Totals	51	51	112	0	1	82	82	286	28.67%

Canvass Results Report

Official Ballot Tally

Run Time 9:07 AM

Run Date 06/13/2022

Marion County, Oregon

May 17, 2022 Primary Election

5/17/2022

Page 463

Official Results

Registered Voters

75419 of 217858 = 34.62%

Precincts Reporting

117 of 117 = 100.00%

787- Precinct Committee Person - Democrat - Vote for 7

Precinct	Sarah Luther	Cast Votes	Undervotes	Overvotes	Misc. write-in	Vote By Mail Ballots Cast	Total Ballots Cast	Registered Voters	Turnout Percentage
787	121	121	1,481	0	1	229	229	1,863	12.29%
Totals	121	121	1,481	0	1	229	229	1,863	12.29%

Canvass Results Report

Official Ballot Tally

Run Time 9:07 AM

Run Date 06/13/2022

Marion County, Oregon

May 17, 2022 Primary Election

5/17/2022

Page 464

Official Results

Registered Voters

75419 of 217858 = 34.62%

Precincts Reporting

117 of 117 = 100.00%

787- Precinct Committee Person - Republican - Vote for 7

Precinct	Ken Outfleet	Mike Adams	Russ Jones	Ron Mitts	Becky Mitts	Dustin D Young	Amy J Howell (W)	Cast Votes	Undervotes	Overvotes	Misc. write-in	Vote By Mail Ballots Cast	Total Ballots Cast	Registered Voters
787	192	214	179	184	197	183	6	1,155	2,363	0	45	509	509	1,863
Totals	192	214	179	184	197	183	6	1,155	2,363	0	45	509	509	1,863

Canvass Results Report

Official Ballot Tally

Run Time 9:07 AM
Run Date 06/13/2022

Marion County, Oregon


May 17, 2022 Primary Election

5/17/2022
Page 465

Official Results

Registered Voters
75419 of 217858 = 34.62%
Precincts Reporting
117 of 117 = 100.00%

787- Precinct Committee Person - Republican - Vote for 7



Precinct	Turnout Percentage
787	27.32%
Totals	27.32%

Canvass Results Report

Official Ballot Tally

Run Time 9:07 AM

Run Date 06/13/2022

Marion County, Oregon

May 17, 2022 Primary Election

5/17/2022

Page 466

Official Results

Registered Voters

75419 of 217858 = 34.62%

Precincts Reporting

117 of 117 = 100.00%

788- Precinct Committee Person - Democrat - Vote for 8

Precinct	Laurel Hines	Amy Urban	Cast Votes	Undervotes	Overvotes	Misc. write-in	Vote By Mail Ballots Cast	Total Ballots Cast	Registered Voters	Turnout Percentage
788	87	92	179	1,227	0	2	176	176	1,865	9.44%
Totals	87	92	179	1,227	0	2	176	176	1,865	9.44%

Canvass Results Report

Official Ballot Tally

Run Time 9:07 AM

Run Date 06/13/2022

Marion County, Oregon

May 17, 2022 Primary Election

5/17/2022

Page 467

Official Results

Registered Voters

75419 of 217858 = 34.62%

Precincts Reporting

117 of 117 = 100.00%

788- Precinct Committee Person - Republican - Vote for 8

Precinct	Rebecca Jordan	Michael Jordan	David A Wendell	Matthew A Stucker (W)	Cast Votes	Undervotes	Overvotes	Misc. write-in	Vote By Mail Ballots Cast	Total Ballots Cast	Registered Voters	Turnout Percentage
788	147	148	169	6	470	3,085	0	45	450	450	1,865	24.13%
Totals	147	148	169	6	470	3,085	0	45	450	450	1,865	24.13%

Canvass Results Report

Official Ballot Tally

Run Time 9:07 AM

Run Date 06/13/2022

Marion County, Oregon

May 17, 2022 Primary Election

5/17/2022

Page 468

Official Results

Registered Voters

75419 of 217858 = 34.62%

Precincts Reporting

117 of 117 = 100.00%

789- Precinct Committee Person - Democrat - Vote for 13

Precinct	Aileen P Kaye	Cast Votes	Undervotes	Overvotes	Misc. write-in	Vote By Mail Ballots Cast	Total Ballots Cast	Registered Voters	Turnout Percentage
789	176	176	4,304	0	18	346	346	3,232	10.71%
Totals	176	176	4,304	0	18	346	346	3,232	10.71%

Canvass Results Report

Official Ballot Tally

Run Time 9:07 AM

Run Date 06/13/2022

Marion County, Oregon

May 17, 2022 Primary Election

5/17/2022

Page 469

Official Results

Registered Voters

75419 of 217858 = 34.62%

Precincts Reporting

117 of 117 = 100.00%

789- Precinct Committee Person - Republican - Vote for 13

Precinct	Robert (Bob) Lewis	Stacy Cayce	Greg Clark	David V Eisenhut	Philip Butler	Jeanette K Gardner (W)	Cast Votes	Undervotes	Overvotes	Misc. write-in	Vote By Mail Ballots Cast	Total Ballots Cast	Registered Voters	Turnout Percentage
789	263	237	230	243	232	4	1,209	8,713	1	75	770	770	3,232	23.82%
Totals	263	237	230	243	232	4	1,209	8,713	1	75	770	770	3,232	23.82%

Canvass Results Report

Official Ballot Tally

Run Time 9:07 AM
Run Date 06/13/2022

Marion County, Oregon

May 17, 2022 Primary Election

5/17/2022

Page 470

Official Results

Registered Voters
75419 of 217858 = 34.62%

Precincts Reporting
117 of 117 = 100.00%

790- Precinct Committee Person - Democrat - Vote for 2 No Candidate Filed

Precinct		Cast Votes	Undervotes	Overvotes	Misc. write-in	Vote By Mail Ballots Cast	Total Ballots Cast	Registered Voters	Turnout Percentage
790	0	0	62	0	0	31	31	356	8.71%
Totals	0	0	62	0	0	31	31	356	8.71%

Canvass Results Report

Official Ballot Tally

Run Time 9:07 AM

Run Date 06/13/2022

Marion County, Oregon

May 17, 2022 Primary Election

5/17/2022

Page 471

Official Results

Registered Voters

75419 of 217858 = 34.62%

Precincts Reporting

117 of 117 = 100.00%

790- Precinct Committee Person - Republican - Vote for 2

Precinct	Britta R Weitman	Stephanie Moll	Cast Votes	Undervotes	Overvotes	Misc. write-in	Vote By Mail Ballots Cast	Total Ballots Cast	Registered Voters	Turnout Percentage
790	44	43	87	90	0	1	89	89	356	25.00%
Totals	44	43	87	90	0	1	89	89	356	25.00%

Canvass Results Report

Official Ballot Tally

Run Time 9:07 AM

Run Date 06/13/2022

Marion County, Oregon

May 17, 2022 Primary Election

5/17/2022

Page 472

Official Results

Registered Voters

75419 of 217858 = 34.62%

Precincts Reporting

117 of 117 = 100.00%

791- Precinct Committee Person - Democrat - Vote for 5 No Candidate Filed

Precinct		Cast Votes	Undervotes	Overvotes	Misc. write-in	Vote By Mail Ballots Cast	Total Ballots Cast	Registered Voters	Turnout Percentage
791	0	0	586	0	4	118	118	1,285	9.18%
Totals	0	0	586	0	4	118	118	1,285	9.18%

Canvass Results Report

Official Ballot Tally

Run Time 9:07 AM

Run Date 06/13/2022

Marion County, Oregon

May 17, 2022 Primary Election

5/17/2022

Page 473

Official Results

Registered Voters

75419 of 217858 = 34.62%

Precincts Reporting

117 of 117 = 100.00%

791- Precinct Committee Person - Republican - Vote for 5 No Candidate Filed

Precinct		Cast Votes	Undervotes	Overvotes	Misc. write-in	Vote By Mail Ballots Cast	Total Ballots Cast	Registered Voters	Turnout Percentage
791	0	0	1,247	0	33	256	256	1,285	19.92%
Totals	0	0	1,247	0	33	256	256	1,285	19.92%

Canvass Results Report

Official Ballot Tally

Run Time 9:07 AM

Run Date 06/13/2022

Marion County, Oregon

May 17, 2022 Primary Election

5/17/2022

Page 474

Official Results

Registered Voters

75419 of 217858 = 34.62%

Precincts Reporting

117 of 117 = 100.00%

792- Precinct Committee Person - Democrat - Vote for 2 No Candidate Filed

Precinct		Cast Votes	Undervotes	Overvotes	Misc. write-in	Vote By Mail Ballots Cast	Total Ballots Cast	Registered Voters	Turnout Percentage
792	0	0	20	0	0	10	10	62	16.13%
Totals	0	0	20	0	0	10	10	62	16.13%

Canvass Results Report

Official Ballot Tally

Run Time 9:07 AM
Run Date 06/13/2022

Marion County, Oregon

May 17, 2022 Primary Election

5/17/2022
Page 475

Official Results

Registered Voters
75419 of 217858 = 34.62%
Precincts Reporting
117 of 117 = 100.00%

792- Precinct Committee Person - Republican - Vote for 2 No Candidate Filed

Precinct		Cast Votes	Undervotes	Overvotes	Misc. write-in	Vote By Mail Ballots Cast	Total Ballots Cast	Registered Voters	Turnout Percentage
792	0	0	20	0	2	11	11	62	17.74%
Totals	0	0	20	0	2	11	11	62	17.74%

Canvass Results Report

Official Ballot Tally

Run Time 9:07 AM
Run Date 06/13/2022

Marion County, Oregon

May 17, 2022 Primary Election

5/17/2022
Page 476

Official Results

Registered Voters
75419 of 217858 = 34.62%
Precincts Reporting
117 of 117 = 100.00%

815- Precinct Committee Person - Democrat - Vote for 8

Precinct	Teresa Alonso Leon	Cast Votes	Undervotes	Overvotes	Misc. write-in	Vote By Mail Ballots Cast	Total Ballots Cast	Registered Voters	Turnout Percentage
815	132	132	1,286	0	6	178	178	2,009	8.86%
Totals	132	132	1,286	0	6	178	178	2,009	8.86%

Canvass Results Report

Official Ballot Tally

Run Time 9:07 AM

Run Date 06/13/2022

Marion County, Oregon

May 17, 2022 Primary Election

5/17/2022

Page 477

Official Results

Registered Voters

75419 of 217858 = 34.62%

Precincts Reporting

117 of 117 = 100.00%

815- Precinct Committee Person - Republican - Vote for 8

Precinct	Nik Ovchinnikov	Bill Hatch	Cast Votes	Undervotes	Overvotes	Misc. write-in	Vote By Mail Ballots Cast	Total Ballots Cast	Registered Voters	Turnout Percentage
815	86	105	191	1,422	0	11	203	203	2,009	10.10%
Totals	86	105	191	1,422	0	11	203	203	2,009	10.10%

Canvass Results Report

Official Ballot Tally

Run Time 9:07 AM

Run Date 06/13/2022

Marion County, Oregon

May 17, 2022 Primary Election

5/17/2022

Page 478

Official Results

Registered Voters

75419 of 217858 = 34.62%

Precincts Reporting

117 of 117 = 100.00%

825- Precinct Committee Person - Democrat - Vote for 7 No Candidate Filed

Precinct		Cast Votes	Undervotes	Overvotes	Misc. write-in	Vote By Mail Ballots Cast	Total Ballots Cast	Registered Voters	Turnout Percentage
825	0	0	1,206	0	12	174	174	1,681	10.35%
Totals	0	0	1,206	0	12	174	174	1,681	10.35%

Canvass Results Report

Official Ballot Tally

Run Time 9:07 AM

Run Date 06/13/2022

Marion County, Oregon

May 17, 2022 Primary Election

5/17/2022

Page 479

Official Results

Registered Voters

75419 of 217858 = 34.62%

Precincts Reporting

117 of 117 = 100.00%

825- Precinct Committee Person - Republican - Vote for 7 No Candidate Filed

Precinct		Cast Votes	Undervotes	Overvotes	Misc. write-in	Vote By Mail Ballots Cast	Total Ballots Cast	Registered Voters	Turnout Percentage
825	0	0	759	0	18	111	111	1,681	6.60%
Totals	0	0	759	0	18	111	111	1,681	6.60%

Canvass Results Report

Official Ballot Tally

Run Time 9:07 AM

Run Date 06/13/2022

Marion County, Oregon

May 17, 2022 Primary Election

5/17/2022

Page 480

Official Results

Registered Voters

75419 of 217858 = 34.62%

Precincts Reporting

117 of 117 = 100.00%

835- Precinct Committee Person - Democrat - Vote for 7 No Candidate Filed

Precinct		Cast Votes	Undervotes	Overvotes	Misc. write-in	Vote By Mail Ballots Cast	Total Ballots Cast	Registered Voters	Turnout Percentage
835	0	0	1,782	0	24	258	258	1,831	14.09%
Totals	0	0	1,782	0	24	258	258	1,831	14.09%

Canvass Results Report

Official Ballot Tally

Run Time 9:07 AM

Run Date 06/13/2022

Marion County, Oregon

May 17, 2022 Primary Election

5/17/2022

Page 481

Official Results

Registered Voters

75419 of 217858 = 34.62%

Precincts Reporting

117 of 117 = 100.00%

835- Precinct Committee Person - Republican - Vote for 7

Precinct	Jim Lowder	Gordon B Morrison	Scott Enyart	Cast Votes	Undervotes	Overvotes	Misc. write-in	Vote By Mail Ballots Cast	Total Ballots Cast	Registered Voters	Turnout Percentage
835	116	97	101	314	1,563	0	20	271	271	1,831	14.80%
Totals	116	97	101	314	1,563	0	20	271	271	1,831	14.80%

Canvass Results Report

Official Ballot Tally

Run Time 9:07 AM

Run Date 06/13/2022

Marion County, Oregon

May 17, 2022 Primary Election

5/17/2022

Page 482

Official Results

Registered Voters

75419 of 217858 = 34.62%

Precincts Reporting

117 of 117 = 100.00%

845- Precinct Committee Person - Democrat - Vote for 12

Precinct	Karen Murray Linton	Cast Votes	Undervotes	Overvotes	Misc. write-in	Vote By Mail Ballots Cast	Total Ballots Cast	Registered Voters	Turnout Percentage
845	336	336	6,685	0	23	587	587	2,925	20.07%
Totals	336	336	6,685	0	23	587	587	2,925	20.07%

Canvass Results Report

Official Ballot Tally

Run Time 9:07 AM

Run Date 06/13/2022

Marion County, Oregon

May 17, 2022 Primary Election

5/17/2022

Page 483

Official Results

Registered Voters

75419 of 217858 = 34.62%

Precincts Reporting

117 of 117 = 100.00%

845- Precinct Committee Person - Republican - Vote for 12 No Candidate Filed

Precinct		Cast Votes	Undervotes	Overvotes	Misc. write-in	Vote By Mail Ballots Cast	Total Ballots Cast	Registered Voters	Turnout Percentage
845	0	0	6,069	0	39	509	509	2,925	17.40%
Totals	0	0	6,069	0	39	509	509	2,925	17.40%

Canvass Results Report

Official Ballot Tally

Run Time 9:07 AM

Run Date 06/13/2022

Marion County, Oregon

May 17, 2022 Primary Election

5/17/2022

Page 484

Official Results

Registered Voters

75419 of 217858 = 34.62%

Precincts Reporting

117 of 117 = 100.00%

855- Precinct Committee Person - Democrat - Vote for 11

Precinct	David Vancil	Merrilie Berlin (W)	Sharon C Corning (W)	Cast Votes	Undervotes	Overvotes	Misc. write-in	Vote By Mail Ballots Cast	Total Ballots Cast	Registered Voters	Turnout Percentage
855	229	4	4	237	4,251	0	11	409	409	2,819	14.51%
Totals	229	4	4	237	4,251	0	11	409	409	2,819	14.51%

Canvass Results Report

Official Ballot Tally

Run Time 9:07 AM

Run Date 06/13/2022

Marion County, Oregon

May 17, 2022 Primary Election

5/17/2022

Page 485

Official Results

Registered Voters

75419 of 217858 = 34.62%

Precincts Reporting

117 of 117 = 100.00%

855- Precinct Committee Person - Republican - Vote for 11

Precinct	Darya Konev	Cast Votes	Undervotes	Overvotes	Misc. write-in	Vote By Mail Ballots Cast	Total Ballots Cast	Registered Voters	Turnout Percentage
855	173	173	3,912	0	29	374	374	2,819	13.27%
Totals	173	173	3,912	0	29	374	374	2,819	13.27%

Canvass Results Report

Official Ballot Tally

Run Time 9:07 AM

Run Date 06/13/2022

Marion County, Oregon

May 17, 2022 Primary Election

5/17/2022

Page 486

Official Results

Registered Voters

75419 of 217858 = 34.62%

Precincts Reporting

117 of 117 = 100.00%

865- Precinct Committee Person - Democrat - Vote for 7 No Candidate Filed

Precinct		Cast Votes	Undervotes	Overvotes	Misc. write-in	Vote By Mail Ballots Cast	Total Ballots Cast	Registered Voters	Turnout Percentage
865	0	0	896	0	7	129	129	1,745	7.39%
Totals	0	0	896	0	7	129	129	1,745	7.39%

Canvass Results Report

Official Ballot Tally

Run Time 9:07 AM

Run Date 06/13/2022

Marion County, Oregon

May 17, 2022 Primary Election

5/17/2022

Page 487

Official Results

Registered Voters

75419 of 217858 = 34.62%

Precincts Reporting

117 of 117 = 100.00%

865- Precinct Committee Person - Republican - Vote for 7 No Candidate Filed

Precinct		Cast Votes	Undervotes	Overvotes	Misc. write-in	Vote By Mail Ballots Cast	Total Ballots Cast	Registered Voters	Turnout Percentage
865	0	0	879	0	3	126	126	1,745	7.22%
Totals	0	0	879	0	3	126	126	1,745	7.22%

Canvass Results Report

Official Ballot Tally

Run Time 9:07 AM
Run Date 06/13/2022

Marion County, Oregon

May 17, 2022 Primary Election

5/17/2022

Page 488

Official Results

Registered Voters
75419 of 217858 = 34.62%

Precincts Reporting
117 of 117 = 100.00%

905- Precinct Committee Person - Democrat - Vote for 2 No Candidate Filed

Precinct		Cast Votes	Undervotes	Overvotes	Misc. write-in	Vote By Mail Ballots Cast	Total Ballots Cast	Registered Voters	Turnout Percentage
905	0	0	52	0	0	26	26	235	11.06%
Totals	0	0	52	0	0	26	26	235	11.06%

Canvass Results Report

Official Ballot Tally

Run Time 9:07 AM

Run Date 06/13/2022

Marion County, Oregon

May 17, 2022 Primary Election

5/17/2022

Page 489

Official Results

Registered Voters

75419 of 217858 = 34.62%

Precincts Reporting

117 of 117 = 100.00%

905- Precinct Committee Person - Republican - Vote for 2 No Candidate Filed

Precinct		Cast Votes	Undervotes	Overvotes	Misc. write-in	Vote By Mail Ballots Cast	Total Ballots Cast	Registered Voters	Turnout Percentage
905	0	0	54	0	2	28	28	235	11.91%
Totals	0	0	54	0	2	28	28	235	11.91%

Canvass Results Report

Official Ballot Tally

Run Time 9:07 AM
Run Date 06/13/2022

Marion County, Oregon

May 17, 2022 Primary Election

5/17/2022
Page 490

Official Results

Registered Voters
75419 of 217858 = 34.62%
Precincts Reporting
117 of 117 = 100.00%

915- Precinct Committee Person - Democrat - Vote for 2 No Candidate Filed

Precinct		Cast Votes	Undervotes	Overvotes	Misc. write-in	Vote By Mail Ballots Cast	Total Ballots Cast	Registered Voters	Turnout Percentage
915	0	0	69	0	3	36	36	311	11.58%
Totals	0	0	69	0	3	36	36	311	11.58%

Canvass Results Report

Official Ballot Tally

Run Time 9:07 AM

Run Date 06/13/2022

Marion County, Oregon

May 17, 2022 Primary Election

5/17/2022

Page 491

Official Results

Registered Voters

75419 of 217858 = 34.62%

Precincts Reporting

117 of 117 = 100.00%

915- Precinct Committee Person - Republican - Vote for 2

Precinct	Jeffrey Faville	Cast Votes	Undervotes	Overvotes	Misc. write-in	Vote By Mail Ballots Cast	Total Ballots Cast	Registered Voters	Turnout Percentage
915	27	27	82	1	5	58	58	311	18.65%
Totals	27	27	82	1	5	58	58	311	18.65%

Canvass Results Report

Official Ballot Tally

Run Time 9:07 AM

Run Date 06/13/2022

Marion County, Oregon

May 17, 2022 Primary Election

5/17/2022

Page 492

Official Results

Registered Voters

75419 of 217858 = 34.62%

Precincts Reporting

117 of 117 = 100.00%

925- Precinct Committee Person - Democrat - Vote for 2 No Candidate Filed

Precinct		Cast Votes	Undervotes	Overvotes	Misc. write-in	Vote By Mail Ballots Cast	Total Ballots Cast	Registered Voters	Turnout Percentage
925	0	0	24	0	0	12	12	135	8.89%
Totals	0	0	24	0	0	12	12	135	8.89%

Canvass Results Report

Official Ballot Tally

Run Time 9:07 AM

Run Date 06/13/2022

Marion County, Oregon

May 17, 2022 Primary Election

5/17/2022

Page 493

Official Results

Registered Voters

75419 of 217858 = 34.62%

Precincts Reporting

117 of 117 = 100.00%

925- Precinct Committee Person - Republican - Vote for 2 No Candidate Filed

Precinct		Cast Votes	Undervotes	Overvotes	Misc. write-in	Vote By Mail Ballots Cast	Total Ballots Cast	Registered Voters	Turnout Percentage
925	0	0	63	0	13	38	38	135	28.15%
Totals	0	0	63	0	13	38	38	135	28.15%

Canvass Results Report

Official Ballot Tally

Run Time 9:07 AM

Run Date 06/13/2022

Marion County, Oregon

May 17, 2022 Primary Election

5/17/2022

Page 494

Official Results

Registered Voters

75419 of 217858 = 34.62%

Precincts Reporting

117 of 117 = 100.00%

935- Precinct Committee Person - Democrat - Vote for 2 No Candidate Filed

Precinct		Cast Votes	Undervotes	Overvotes	Misc. write-in	Vote By Mail Ballots Cast	Total Ballots Cast	Registered Voters	Turnout Percentage
935	0	0	8	0	0	4	4	56	7.14%
Totals	0	0	8	0	0	4	4	56	7.14%

Canvass Results Report

Official Ballot Tally

Run Time 9:07 AM

Run Date 06/13/2022

Marion County, Oregon

May 17, 2022 Primary Election

5/17/2022

Page 495

Official Results

Registered Voters

75419 of 217858 = 34.62%

Precincts Reporting

117 of 117 = 100.00%

935- Precinct Committee Person - Republican - Vote for 2 No Candidate Filed

Precinct		Cast Votes	Undervotes	Overvotes	Misc. write-in	Vote By Mail Ballots Cast	Total Ballots Cast	Registered Voters	Turnout Percentage
935	0	0	20	0	0	10	10	56	17.86%
Totals	0	0	20	0	0	10	10	56	17.86%

Canvass Results Report

Official Ballot Tally

Run Time 9:07 AM

Run Date 06/13/2022

Marion County, Oregon

May 17, 2022 Primary Election

5/17/2022

Page 496

Official Results

Registered Voters

75419 of 217858 = 34.62%

Precincts Reporting

117 of 117 = 100.00%

981- Precinct Committee Person - Democrat - Vote for 2 No Candidate Filed

Precinct		Cast Votes	Undervotes	Overvotes	Misc. write-in	Vote By Mail Ballots Cast	Total Ballots Cast	Registered Voters	Turnout Percentage
981	0	0	66	0	2	34	34	319	10.66%
Totals	0	0	66	0	2	34	34	319	10.66%

Canvass Results Report

Official Ballot Tally

Run Time 9:07 AM

Run Date 06/13/2022

Marion County, Oregon

May 17, 2022 Primary Election

5/17/2022

Page 497

Official Results

Registered Voters

75419 of 217858 = 34.62%

Precincts Reporting

117 of 117 = 100.00%

981- Precinct Committee Person - Republican - Vote for 2 No Candidate Filed

Precinct		Cast Votes	Undervotes	Overvotes	Misc. write-in	Vote By Mail Ballots Cast	Total Ballots Cast	Registered Voters	Turnout Percentage
981	0	0	135	0	7	71	71	319	22.26%
Totals	0	0	135	0	7	71	71	319	22.26%

Canvass Results Report

Official Ballot Tally

Run Time 9:07 AM

Run Date 06/13/2022

Marion County, Oregon

May 17, 2022 Primary Election

5/17/2022

Page 502

Official Results

Registered Voters

75419 of 217858 = 34.62%

Precincts Reporting

117 of 117 = 100.00%

24-460 City of Sublimity - NonPartisan

Precinct	Yes	No	Cast Votes	Undervotes	Overvotes	Misc. write-in	Vote By Mail Ballots Cast	Total Ballots Cast	Registered Voters	Turnout Percentage
645	598	560	1,158	82	0	0	1,240	1,240	2,431	51.01%
Totals	598	560	1,158	82	0	0	1,240	1,240	2,431	51.01%

Canvass Results Report

Official Ballot Tally

Run Time 9:07 AM

Run Date 06/13/2022

Marion County, Oregon

May 17, 2022 Primary Election

5/17/2022

Page 503

Official Results

Registered Voters

75419 of 217858 = 34.62%

Precincts Reporting

117 of 117 = 100.00%

24-461 City of Donald - NonPartisan

Precinct	Yes	No	Cast Votes	Undervotes	Overvotes	Misc. write-in	Vote By Mail Ballots Cast	Total Ballots Cast	Registered Voters	Turnout Percentage
515	106	124	230	11	0	0	241	241	687	35.08%
Totals	106	124	230	11	0	0	241	241	687	35.08%

Canvass Results Report

Official Ballot Tally

Run Time 9:07 AM
Run Date 06/13/2022

Marion County, Oregon

May 17, 2022 Primary Election

5/17/2022

Page 504

Official Results

Registered Voters
75419 of 217858 = 34.62%

Precincts Reporting
117 of 117 = 100.00%

24-462 City of Aurora - NonPartisan

Precinct	Yes	No	Cast Votes	Undervotes	Overvotes	Misc. write-in	Vote By Mail Ballots Cast	Total Ballots Cast	Registered Voters	Turnout Percentage
525	257	179	436	24	0	0	460	460	880	52.27%
Totals	257	179	436	24	0	0	460	460	880	52.27%

Canvass Results Report

Official Ballot Tally

Run Time 9:07 AM

Run Date 06/13/2022

Marion County, Oregon

May 17, 2022 Primary Election

5/17/2022

Page 505

Official Results

Registered Voters

75419 of 217858 = 34.62%

Precincts Reporting

117 of 117 = 100.00%

24-463 Gervais School District - NonPartisan

Precinct	Yes	No	Cast Votes	Undervotes	Overvotes	Misc. write-in	Vote By Mail Ballots Cast	Total Ballots Cast	Registered Voters	Turnout Percentage
545	219	173	392	18	0	0	410	410	1,361	30.12%
577	59	89	148	19	0	0	167	167	384	43.49%
579	44	57	101	10	0	0	111	111	221	50.23%
582	146	202	348	39	0	0	387	387	935	41.39%
583	107	187	294	30	0	0	324	324	712	45.51%
584	1	0	1	0	0	0	1	1	8	12.50%
590	16	48	64	10	0	0	74	74	150	49.33%
592	14	47	61	4	0	0	65	65	133	48.87%
593	7	7	14	1	0	0	15	15	54	27.78%
676	3	12	15	3	0	0	18	18	41	43.90%
Totals	616	822	1,438	134	0	0	1,572	1,572	3,999	39.31%

Canvass Results Report

Official Ballot Tally

Run Time 9:07 AM

Run Date 06/13/2022

Marion County, Oregon

May 17, 2022 Primary Election

5/17/2022

Page 506

Official Results

Registered Voters

75419 of 217858 = 34.62%

Precincts Reporting

117 of 117 = 100.00%

*** End of report ***