


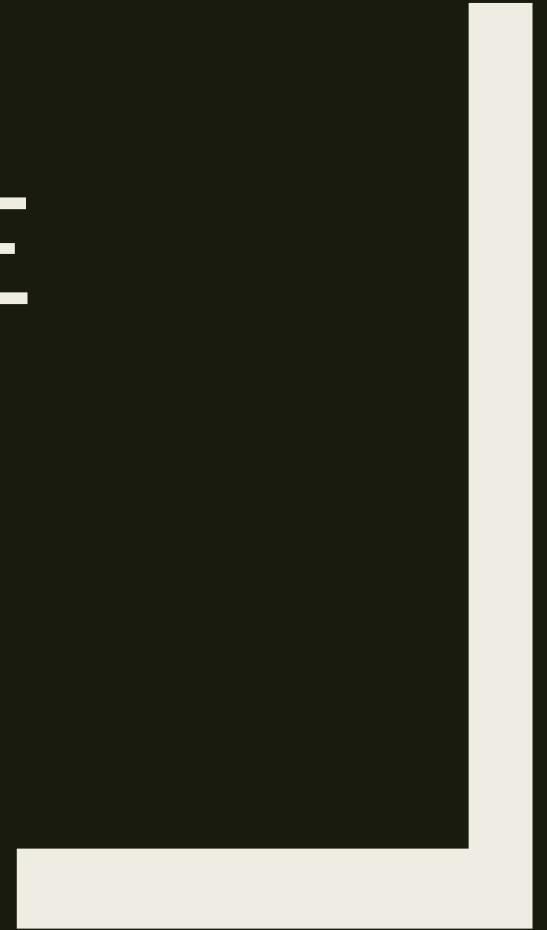


MARION COUNTY
PUBLIC SAFETY
COORDINATING
COUNCIL

January 9, 2018



LEGISLATIVE CHANGES



HB 3078 – Safety and Savings

- What's it do?
 - *Expand STTL from 90 – 120 days.*
 - *Remove ID Theft & TH 1 from BM 57*
 - *Expand FSAP program*
 - *Establishes JRI Downward Departure Supplemental funding of \$7m*

- CJC requirements?
 - *CJC to create annual report on prison usage to legislature*
 - *Administer a (kind of) new grant fund focused solely on decreasing prison usage*

HB 2355 – Racial Profiling

- What's it do?

- *Changes 1st and 2nd PCS conviction (for those who are not already felons) to Class A Misdemeanors*
- *Mandates collection of statewide stop data across all LE agencies*
- *Charges CJC with analyzing the data for disparity*
- *CJC communicates findings to DPSST, who may provide additional training to LE agencies*

SB 1041 – A&D Treatment Dollars

- What's it do?
 - *Tasks CJC with working with OHA, OYA, DHS, and DOC to track all state and federal dollars that flow through the state to treatment resources, and map the system*
 - *Tasks CJC with determining the outcomes that Oregon receives from the investments into A&D, for both the criminally involved and those not*

HB 2238 – Public Safety Task Force

- What's it do?
 - *Reestablishes the Public Safety Task Force*
 - *Limits the Racial and Ethnic Impact statement requests to CJC to those that are related to crime*
 - *Racial and Ethnic Impacts that pertain to social services will now be handled by DHS*

SB 26 – LPSCC Members

- What's it do?
 - *Requires counties to appoint a representative from the community based non-profit victim service providers to the LPSCC*

CJC STUDIES



Victimization Survey

- Statewide survey asking about experiences with crime, public safety, and victims' needs. This expands a current CJC victimization survey project.
- **Estimated cost:** \$200,000,
- **Estimated completion:** February 2019.

How does Length of Stay in prison impact recidivism?

Replication of quasi-experimental study using six categories for time served.

- **Estimated cost:** \$200,000,
- **Estimated completion:** April 2019.

Does Pretrial Release reduce prison usage?

A well-cited study found that offenders who were released were sentenced to shorter time in prison than offenders who were held.

- **Estimated cost:** \$150,000,
- **Estimated completion:** April 2019.

Does supervision lower criminal risk factors?

Looking at outcomes beyond recidivism, are LSCMI risk/need scores lowering throughout probation for JRI crimes?

- Descriptive analysis followed by quasi-experimental.
 - Are services matching domain needs?
 - What services are most effective at lowering domain scores?
 - Who is most amenable to treatment services?
- **Estimated cost:** \$75,000,
- **Estimated completion:** April 2019.

Does Women's Reentry program reduce recidivism?

RCT of transition program for women releasing from Coffee Creek to Washington and Clackamas Counties. Program includes six months of reach-ins focused on relationship building and collaborative planning, and additional support after release.

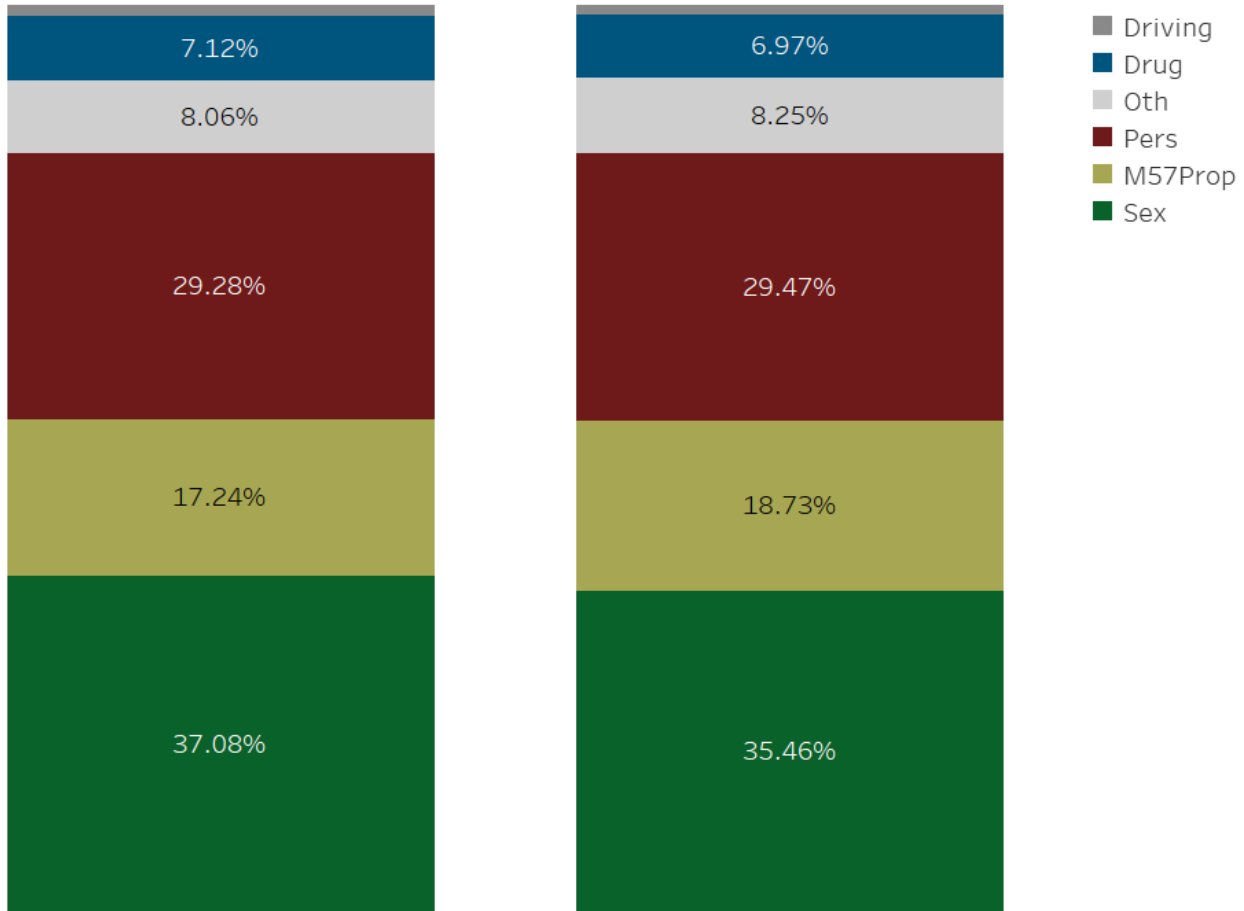
- **Estimated cost:** \$25,000,
- **Estimated completion:** October 2021 (2024).



PRISON USE

Total Prison Months

Male

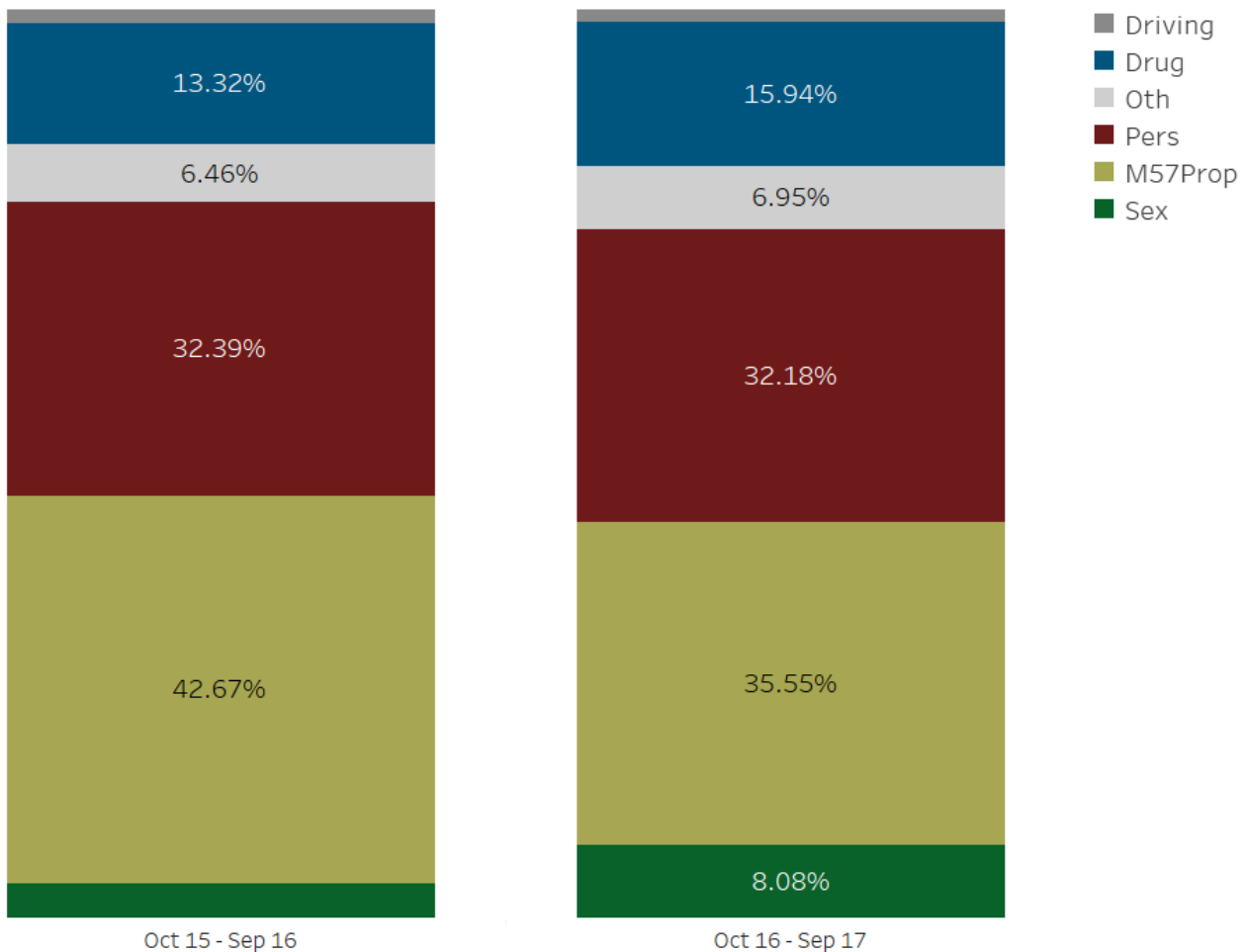


Oct 15 - Sep 16

Oct 16 - Sep 17

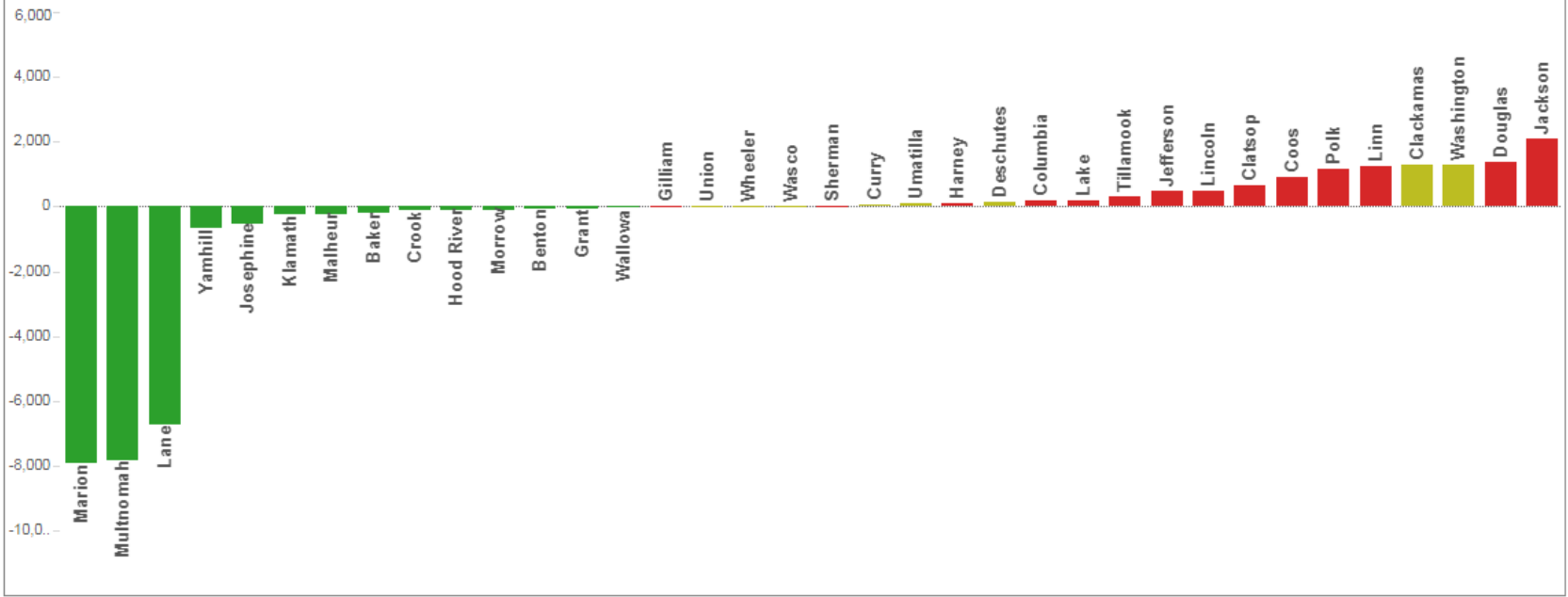
Total Prison Months

Female

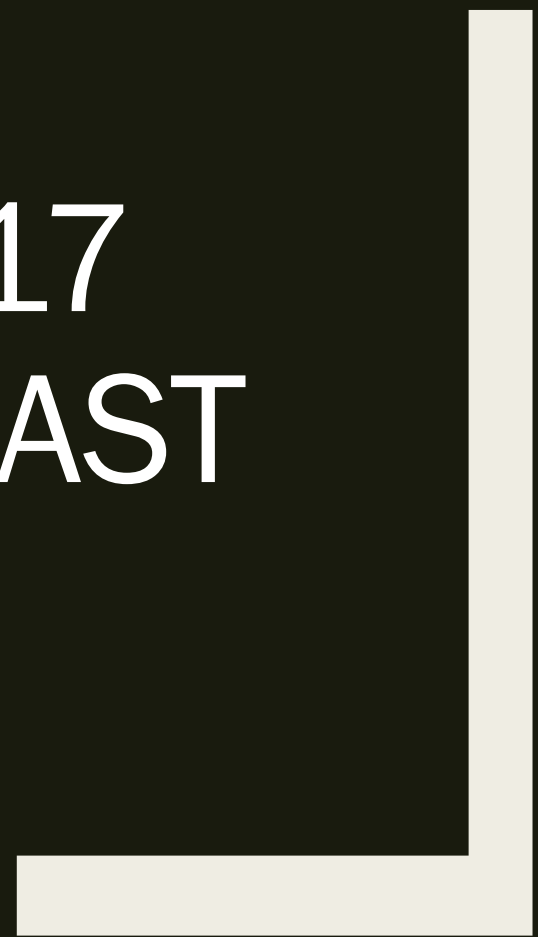


Jan '14 - Sep '17 Cumulative Distance from Baseline

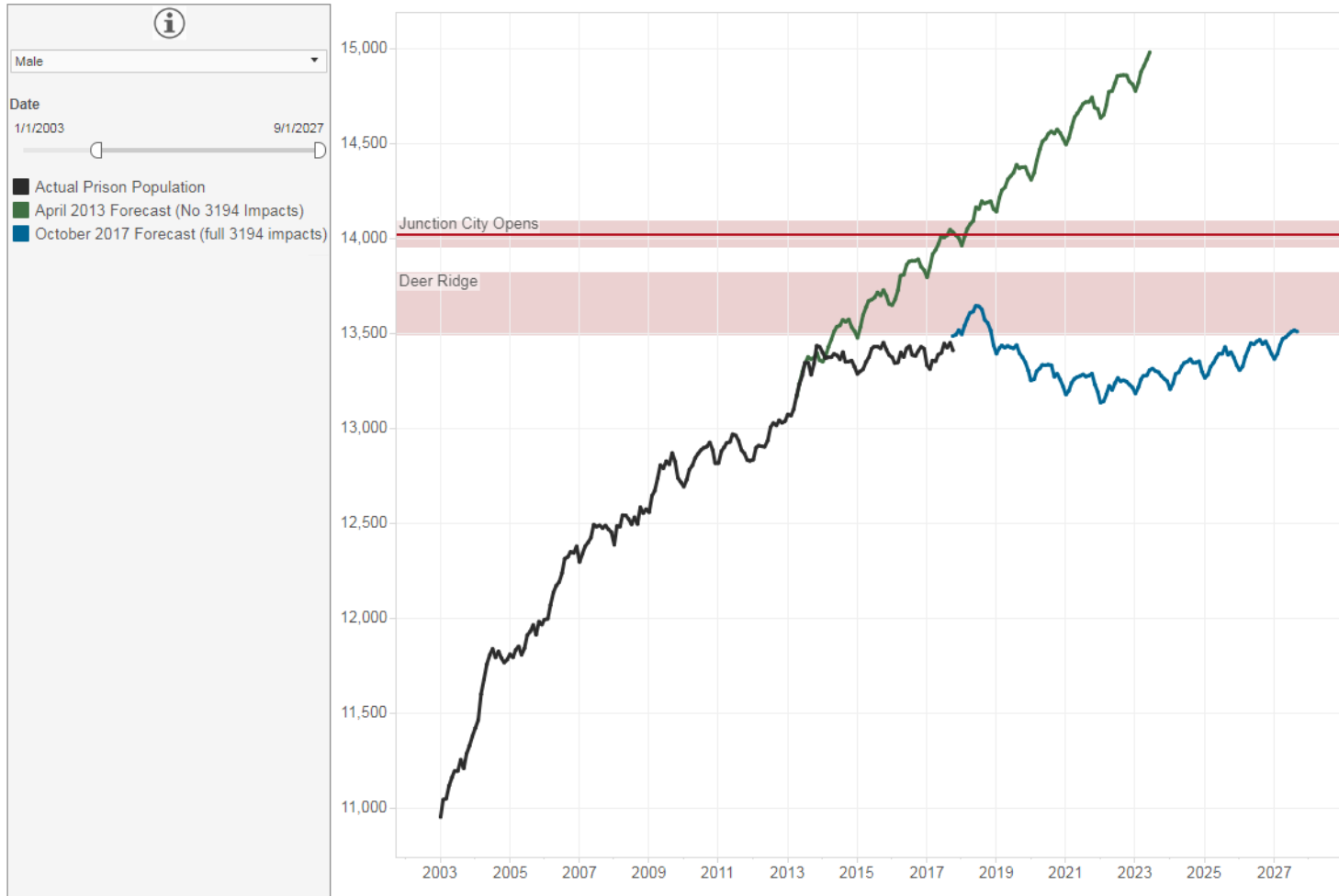
Jan '14 - Sep '17 Cumulative Distance from Baseline



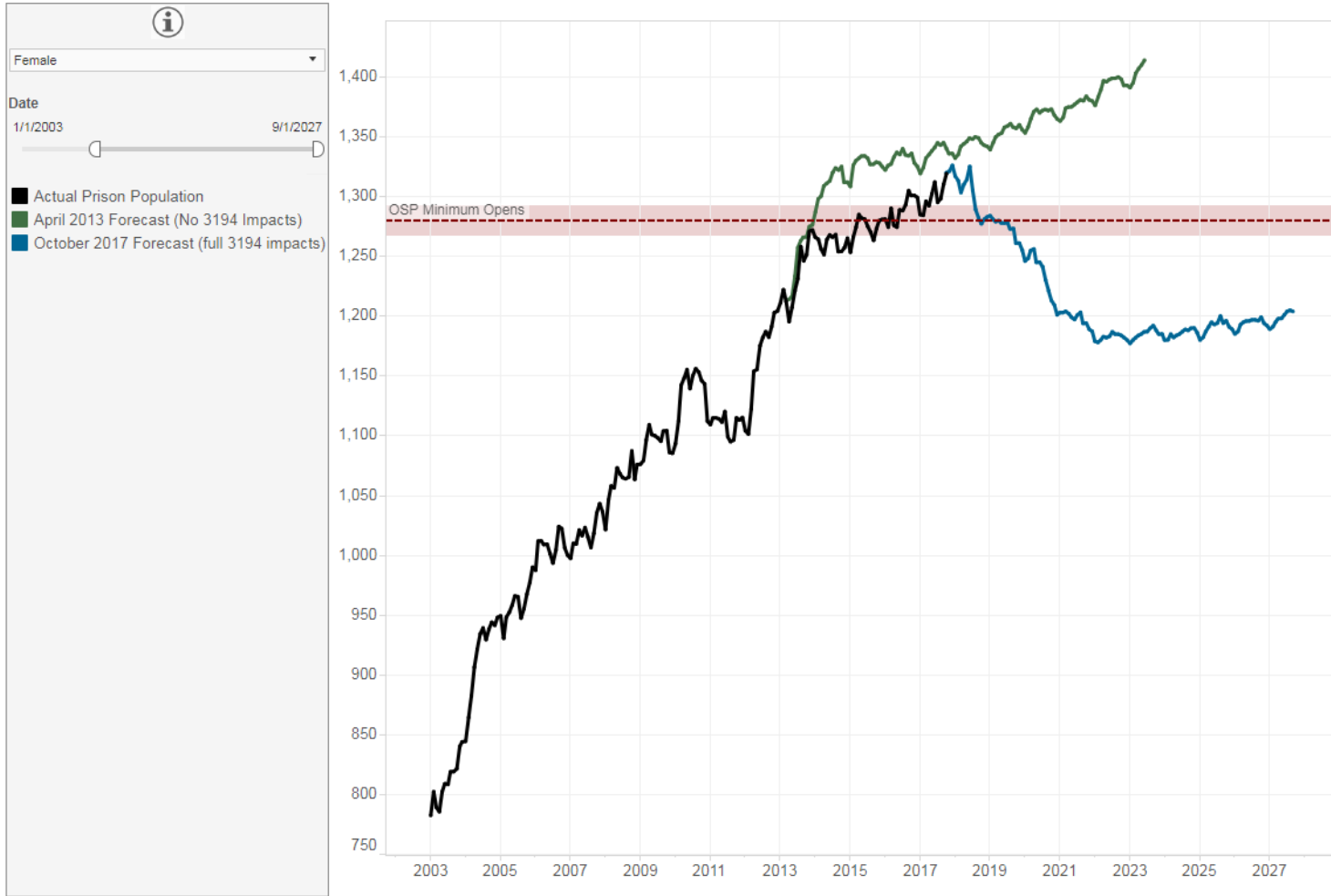
OCTOBER 2017 PRISON FORECAST



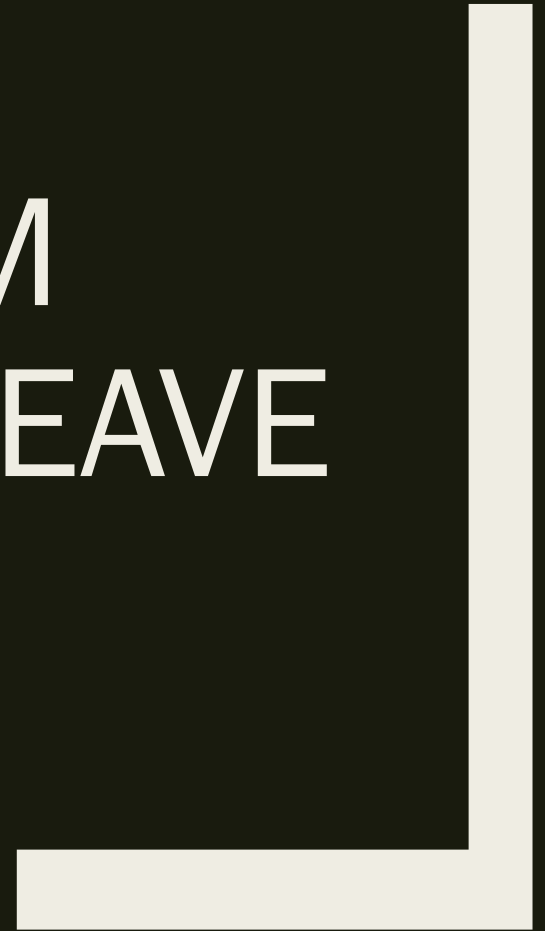
How Does the Forecasted and Actual Prison Population Track Over Time by Gender?



How Does the Forecasted and Actual Prison Population Track Over Time by Gender?



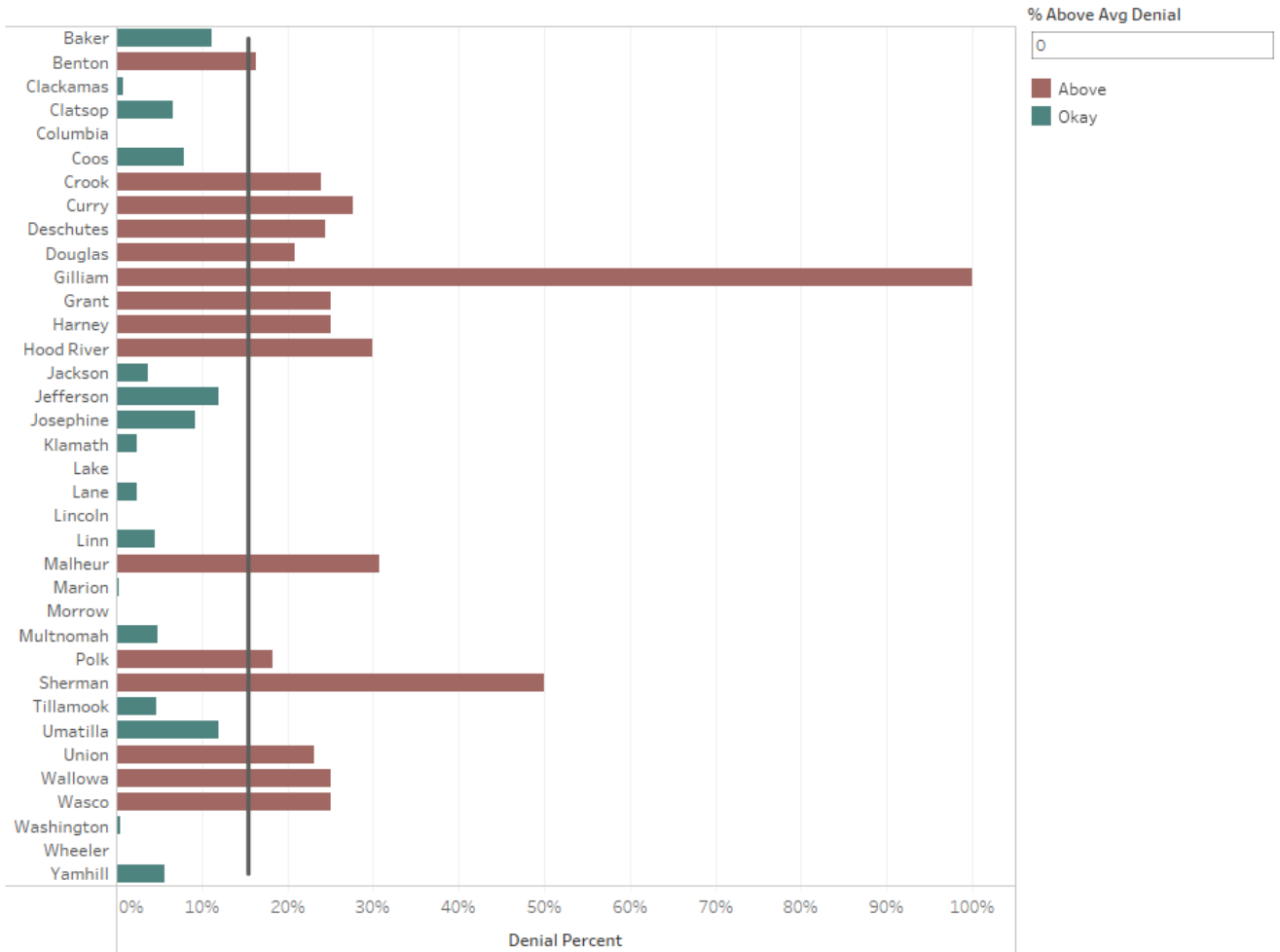
SHORT TERM TRANSITIONAL LEAVE



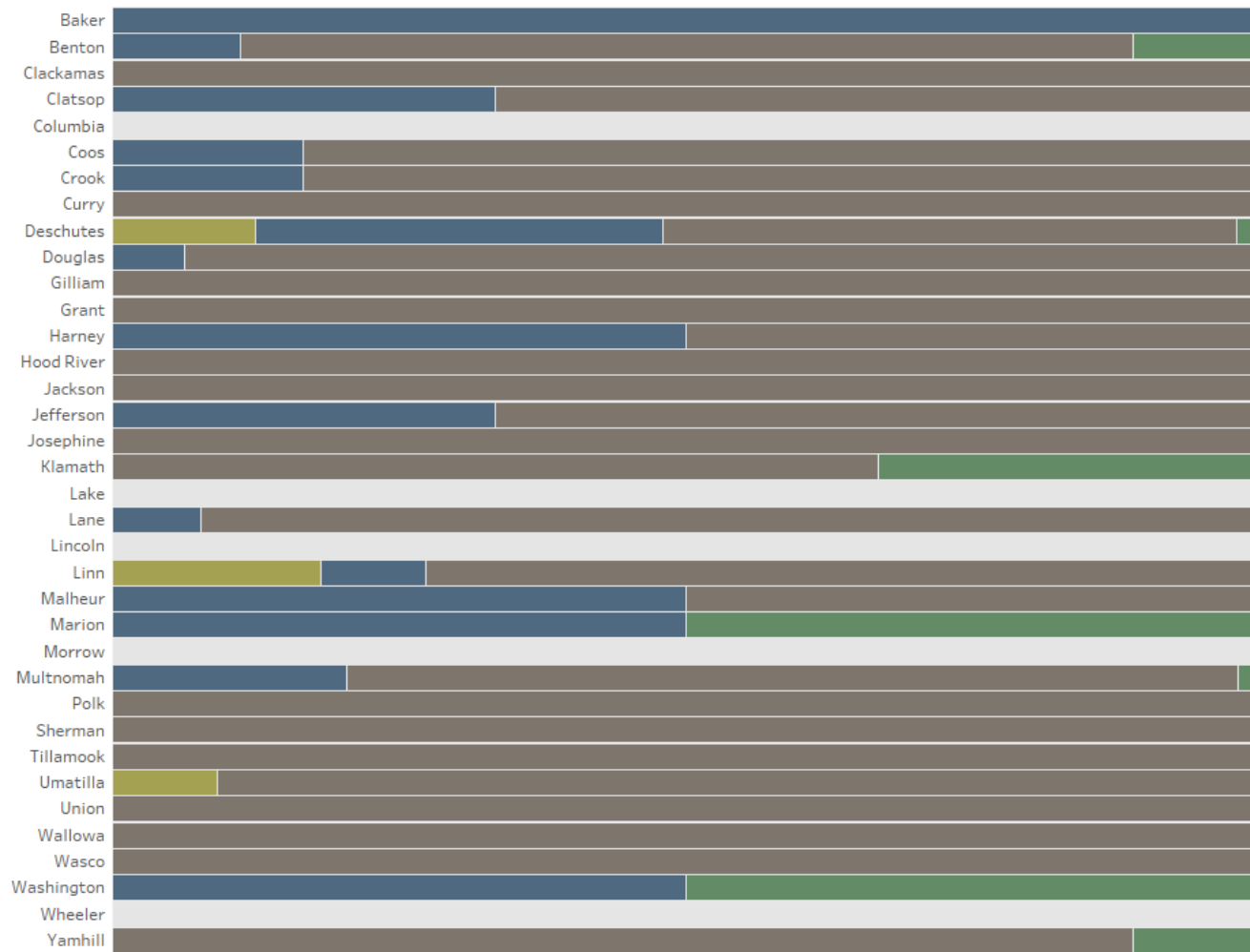
Authorized/Denied

County	Authorized	Denied
Baker	8	1
Benton	46	9
Clackamas	256	2
Clatsop	42	3
Columbia	24	0
Coos	70	6
Crook	19	6
Curry	21	8
Deschutes	148	48
Douglas	121	32
Gilliam	0	1
Grant	3	1
Harney	6	2
Hood River	7	3
Jackson	232	9
Jefferson	44	6
Josephine	137	14
Klamath	119	3
Lake	5	0
Lane	526	13
Lincoln	70	0
Linn	236	11
Malheur	9	4
Marion	654	2
Morrow	12	0
Multnomah	974	49
Polk	58	13
Sherman	1	1
Tillamook	20	1
Umatilla	81	11
Union	10	3
Wallowa	3	1
Wasco	21	7
Washington	444	2
Wheeler		0
Yamhill	150	9

Percent Denied



Denial Reasons



Gender

- (All)
- F
- M

STTL Cancel Reason

- No Denials
- High MH/Medical Needs
- Lack of Housing
- Public Safety
- Verbalized Non-Compliance

QUESTIONS?

- ross.caldwell@oregon.gov
- 503-378-6229