

Marion County Health Department Public Health

Annual Report Calendar Year 2015

*“Healthy People Living, Working and
Playing In Healthy Communities”*



Marion County Health Department
3180 Center St NE, Salem, OR 97301
503-588-5357
<http://www.co.marion.or.us/HLT>

Marion County Health Department Public Health Annual Report – CY2014

Executive Summary

Our Mission as a local public health department is to *provide leadership to improve and protect the health of our communities.*

Our Vision for Marion County is *healthy people living, working and playing in healthy communities.*



This report highlights our work to implement our mission and achieve our vision in 2015. The health department continues to maintain its accredited status and build on the core processes that enable our continued delivery of quality services to the community.

Four core processes or systems help to guide us in our work.

- Community Health Assessment
- Strategic Plan for Public Health Services
- Performance Management System / Quality Improvement
- Collaborative Community Health Improvement Planning

Accreditation by the Public Health Accreditation Board (PHAB) provides official recognition that Marion County Public Health meets or exceeds the rigorous standards designed to improve and protect the health of the public by advancing the quality and performance of the nation's state, local, Tribal and territorial public health departments.

A key accomplishment of 2015, the Marion County Community Health Assessment was fully updated through a collaborative process. Public health staff convened community partners to plan and implement the assessment. Components of the assessment include a review of key health indicators; surveys of community residents and social service, health and education partners, and focus group discussions with community leaders. A copy of the final report can be found at <http://www.co.marion.or.us/HLT/chip/Pages/default.aspx>

The Strategic Plan for Public Health Services aligns with and supports the Marion County Strategic Plan strategic goal #6: Health and Community Services, *Promote the overall health of people in Marion County by improving the delivery of quality health services and supporting community-based prevention efforts.* In 2014, Marion County Health Department Public Health Division engaged in a planning process to identify strategic priorities and objectives for the period January 2015-December 2019. The planning process was informed by local community

health data, and planning participants included the Marion County Board of Commissioners, representation from the Health Advisory Board, and community members. The four strategic goals developed through this process include:

- Provide the Five Basic Health Services mandated by Oregon law (ORS 431.416).
- Maintain a well-trained and competent public health workforce
- Establish and enhance internal and external partnerships through collaboration
- Assure health promotion and disease prevention



The full Strategic Plan may be found at: <http://www.co.marion.or.us/HLT/Pages/annualplan.aspx>

Performance Management and Quality Improvement

A Performance Management Plan was implemented in January 2015. The plan encompasses quality improvement and strengthens our efforts by adding three additional key components: performance standards, performance measures, and progress reporting. Performance management allows us to actively use programmatic data to gauge where we are and prioritize targeted improvement efforts. Performance measures for the 2015 plan were selected to align with the Public Health Division's mission, strategic priorities, workforce development plan, community health improvement plan, and program-specific work plans. Where possible, the measures are paired with community level health indicators to make a clear connection between how specific efforts by Health Department staff may improve the health of Marion County's general population.

For the past three years, the quality improvement efforts have focused on increasing staff knowledge and understanding of quality improvement tools and methods. We continue to utilize Plan-Do-Check-Act as a framework for our efforts and in 2015 added "rapid process improvement" to our toolbox. Examples of 2015 quality improvement projects are included later in this document. Going forward, quality improvement projects will either address performance measures that are not consistently meeting defined targets, or will focus on areas needing improvement as identified through daily operations.

Community Health Improvement Plan (CHIP)

Marion County Health Department convenes a collaborative partnership to improve the health of the community in the areas of obesity, teen pregnancy, early access to prenatal care and tobacco prevention. Some of the plan priorities will change beginning January 2016 as the result of an extensive community health assessment and health issue prioritization process. Priorities for the new three-year plan that launches January 2016 are obesity, access to prenatal care, tobacco prevention and depression.

More information about CHIP may be found at:

<http://www.co.marion.or.us/HLT/chip/Pages/default.aspx>

Marion County Health Department

Public Health Annual Report – 2014

TABLE OF CONTENTS

Section	Title	Page
I.	Executive Summary	2
II.	Marion County Health Profiles	
	Radon	6
	Preschool-aged obesity	8
III.	Public Health Program Highlights	10
	• Communicable Disease (Communicable Disease, Sexually Transmitted Infections, Tuberculosis Case Management)	10
	• Early Childhood Nursing (Babies First!, CaCoon, Maternity Case Management)	12
	• HIV Prevention and Case Management	12
	• Prevention Services (Tobacco, Teen Pregnancy, Alcohol & Drug, Problem Gambling)	13
	• Public Health Emergency Preparedness	14
	• Reproductive Health	14
	• Women, Infants and Children Supplemental Nutrition Programs (WIC, Peer Breastfeeding Counseling)	15
IV.	Quality Improvement and Performance Management	16
V.	Public Health Quick Facts – public health in action	18
VI.	Public Health Quick Facts – the public health system working together	19



Radon

Background Information:

Radon is an invisible radioactive gas. It occurs naturally in the environment, but can build up to unsafe levels inside any home. The only way to know if your home has a radon gas problem is to test for it. Radon has been found in all types of homes- both old and new houses, well sealed or drafty houses, and houses with and without basements.

Breathing radon gas can increase your risk for lung cancer. Radon is the leading cause of cancer among nonsmokers, and the second leading cause of lung cancer among smokers. The EPA estimates that radon causes around 21,000 deaths from lung cancer each year in the United States.

Symptoms:

It usually takes years of exposure at high levels before any symptoms of lung cancer develop. At that point, symptoms match that of smoking-induced lung cancer.

Who is at risk?:

Radon has been found in every state, and radon levels can vary from home to home. Any level of exposure has some risk.

The risk of lung cancer from radon is estimated at between 10 to 20 times higher for people who smoke cigarettes as compared with those who have never smoked. The majority of radon-related lung cancer deaths occur among smokers. It is generally recommended that smokers quit smoking in order to lower their risk of lung cancer due to radon exposure as well as exposure to cancer causing agents in cigarettes and other tobacco products.



Recommendations:

Communities can- Spread awareness on radon's the health risks.

Providers can- Educate their patients on radon in addition to promoting a smoke free lifestyle. Make patients aware of where test kits can be purchased and provide information.

Family members and friends can- Educate each other and advocate for testing. Encourage others to quit smoking.

Schools can- Promote awareness among students and their families.

Definitions:

Picocuries per liter (pCi/L):

The standard measure for radiation in the air used in the U.S. It is most commonly used with radon gas.

● **Low Risk:**
Less than 2.0 pCi/L

● **Moderate Risk:**
2.0 - 3.9 pCi/L

● **High Risk:**
Over 4.0 pCi/L

EPA Recommended Testing Steps:

1. Use a short term test kit (remains in the home for 2 - 90 days).

2. If the test shows a level of 4.0 pCi/L or higher, follow up with another short term test or a long term test (remains in the home for over 90 days) to double-check the results.

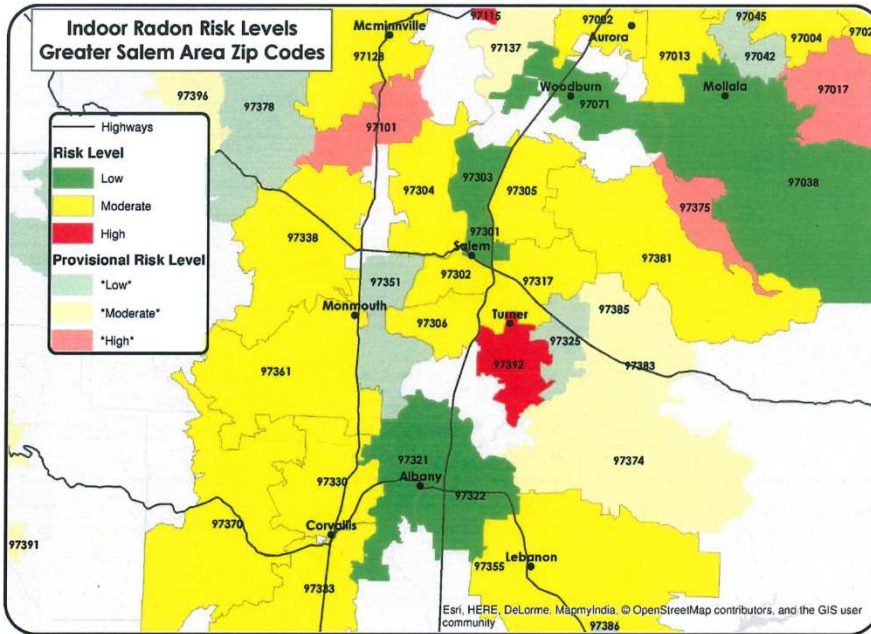
3. If either follow up test shows a level of 4.0 pCi/L or higher, consider your radon reduction options.



Radon in Marion County:

According to 2014 data from the state radon officer, Marion County has an average indoor radon level of 3.1 pCi/L. This is over two times higher than the national average of 1.3 pCi/L. In total, almost half of all homes in the county test above moderate levels of radon (over 2.0 pCi/L) and within the range for radon reduction as recommended by the EPA and the U.S. Surgeon General. About 1 in every 4 homes in Marion County test at levels of 4.0 pCi/L or higher. Additionally, the Aurora, Salem, Silverton, and Turner areas in Marion County tested the highest for radon gas (4.0 pCi/L or higher) in the county.

Radon Risk Level By Zip Code, 2014



Percentage of Marion County Homes at Low, Medium, and High Risk for Radon Exposure, 2014



*Oregon Health Authority. Radon Gas. <http://public.health.oregon.gov/HealthyEnvironments/HealthyNeighborhoods/RadonGas/Pages/index.aspx>

Resources/Contact Info:

If you would like further information or still have questions about radon, please call the National Radon Hotline: 1-800-55RADON (557-2366)

If you would like to purchase a radon test kit, please call: 1-800-SOS-RADON (767-2366)

If you would like to purchase a test kit online, please visit National Radon Program Services at Kansas State: <http://sosradon.org/>

If you would like to reach the Marion County Environmental Health Department, please call: 503-588-5346

Please like us on Facebook and follow us on Twitter for the most updated information about important events in our county.



What is Marion County Public Health doing?:

The Marion County Health Department's Environmental Health division is currently assessing radon risk in Marion County. Using that information, the department is putting together actionable materials for the public in order to increase awareness around the issue of radon and get more citizen to test their homes.





Obesity in Preschool-Aged Children

Background Information:

Childhood obesity is a serious problem in the United States. Although the most recent data from the Centers for Disease Prevention and Control shows a decline in preschool obesity rates since 2003-2004, the data estimates 8.4% of American preschoolers are obese.

Obesity occurs when a person eats more calories than they burn per day. This is more likely to occur in children who eat calorie-dense foods and sugary beverages in conjunction with less physical activity.

Increased physical activity as well as proper nutrition can prevent most cases of childhood obesity

Risk Factors for Childhood Obesity:

- Limited physical activity and too much screen time (TV, video games, etc)
- Increased consumption of processed foods (chips, cookies, candy, etc.)
- Increased consumption of sugary beverages (soda, juice, etc.)
- Living in a low income household
- Having parents with lower educational attainment
- Some racial and ethnic groups have higher national rates of obesity than others—in the United States between 2009-2011 low-income preschool obesity rates were highest in the American Indian/Alaska Native population (20.7%) and lowest in the African American/Black and Asian/Pacific Islander populations (11.9%).

Recommendations to Prevent Childhood Obesity:

Communities can promote healthy lifestyle changes like exercise and nutrition and programs like **5-2-1-0** which encourages a healthy lifestyle.

Please visit: www.5210challenge.org



- 5** or more fruits & vegetables
- 2** hours or less recreational screen time*
- 1** hour or more of physical activity
- 0** sugary drinks, more water & low fat milk

*Keep TV/Computer out of the bedroom. No screen time under the age of 2.

Child Care Providers can serve children healthy foods and beverages, make sure children get enough physical activity, and minimize screen time

Family members and friends can get involved with their child care facility and schools make sure their children have enough nutrition and physical activity, and little to no screen time when at home.

Schools can help children form healthy habits. Schools can serve healthy foods promote physical activity, and limit screen time in the classroom, as well as work to engage parents in their children's nutrition and physical activity.

Definitions:

Body Mass Index (BMI):

A measure of body fat based on height and weight

Childhood Overweight:

a Body Mass Index (BMI) at or above the 85th percentile and lower than the 95th percentile for children of the same age and sex.

Childhood Obesity:

a Body Mass Index (BMI) at or above the 95th percentile for children of the same age and sex.

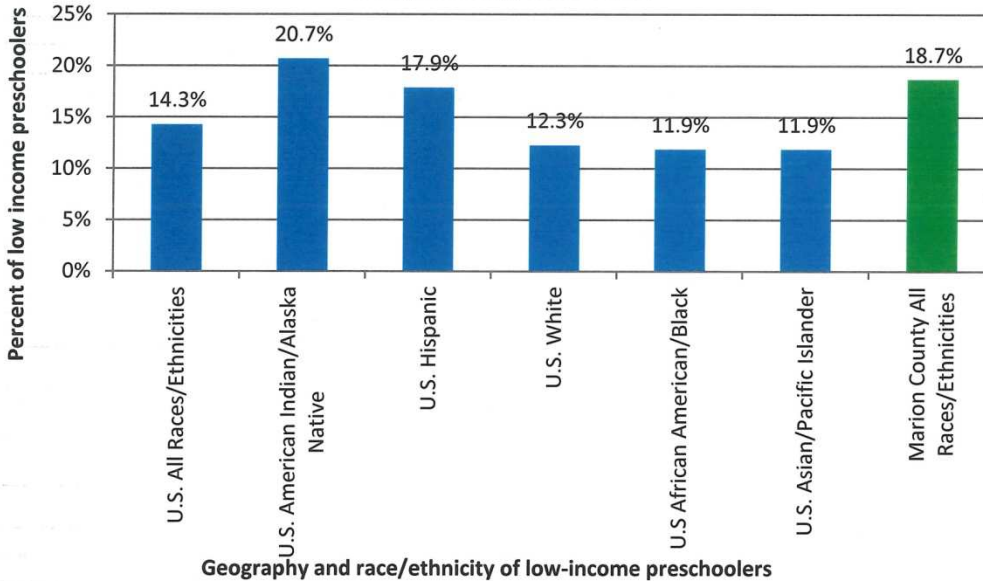




Childhood Obesity in Marion County:

Marion County has a larger percentage of obese low-income preschoolers (18.7%) than the United States (14.3%). Based on national data, Marion County American Indian/Alaska Native and Marion County Hispanic low-income preschoolers may experience a larger burden of obesity than their White, African American/Black and Asian/Pacific Islander counterparts but without specific race/ethnicity it is not possible at the moment to know for sure.

Percent of obese low-income preschoolers by geography and race/ethnicity, 2009-2011



Resources/Contact Info:

Please Google or click on the links below more information:

[Choose My Plate](#)
[CDC on Childhood Obesity](#)

If you would like to reach the Marion County Health Department Women, Infant, and Children (WIC) program, please call: (503) 588-5057.

Please like us on Facebook and follow us on Twitter for the most updated information about important events in our county.



What is Marion County Public Health doing?:

Marion County Public Health brought together partners that serve preschool-aged children to explore the issue of preschool-aged obesity. The group decided to survey local child care centers about their child care practices because low-income preschoolers may spend more time in child care per week than their non low-income peers. Based on the results of the survey the group developed the following recommendations for child care facilities:

1. Increase promotion of family style eating practices. Family style allows children to serve themselves, choose which foods they would like to eat from a common area, and stop eating when they feel full.
2. Serve healthy drinks that have low or no sugar.
3. Promote the increase of physical activity in the child care home.

Results related to the groups recommendations from Child Care Provider Survey, 2015	
Child care providers that offer family style eating practices where providers eat with the children	9%
Child care providers that offer sugar-sweetened beverages	18%
Child care providers that offer more than 1 hour of physical activity	87%

Document developed by
 Connie Lu
 Date Finalized: 12/2015

Public Health Program Updates

The Public Health Division includes 20 individual programs, provided by registered nurses, licensed sanitarians, registered dietitians, certified prevention & health education specialists, certified lactation consultants, nurse practitioners, health educators, public health workers, nutrition educators and specialists, an epidemiologist, a physician health officer, supervisors, and many support staff. In addition, MCHD has been fortunate to host Public Health Associates, who are employees of the Centers for Disease Control, embedded at MCHD to gain entry-level experience and training from our professional staff.

Communicable Disease

The mission of Marion County Health Department's communicable disease programs is to protect the community's health by preventing and controlling the spread of infectious diseases. These goals are accomplished in two ways:

Investigate cases of reportable communicable disease to prevent the spread of diseases in the community. The Health Department (MCHD) receives reports for over 60 communicable diseases and conditions from local doctors, labs and hospitals. Staff investigates cases to identify the source of the infection, make sure the patient and exposed persons receive treatment, and put in place needed measures to protect the general public.

Provide services to individuals to diagnose, treat or prevent communicable diseases that are reportable by Oregon law. These services may vary by county. In Marion they include:

- Sexually Transmitted Infections Clinic
- HIV Counseling & Testing
- Immunizations for adults and children
- HIV Case Management
- Tuberculosis Program

Highlights for Communicable Disease Services:

- **Communicable Disease Investigation** – In 2015, CDI responded to 27 community outbreaks. The majority (19) were gastrointestinal infections such as Noro virus. Schools/childcare were the most common setting (10) followed by long term care facilities (9). Staff also responded to 778 cases of reportable diseases ranging from E.coli O157 to Pertussis (also known as whooping cough).
- **Sexually Transmitted Infections (STI)** – In 2015, Marion County continued to see an increase in reportable sexually transmitted infections (Syphilis, Gonorrhea, Chlamydia and pelvic inflammatory disease). A similar trend is occurring in certain other Oregon counties. Efforts to impact these rates in Marion County include provision of clinics to diagnose and treat STIs, outreach and information to providers and contact follow-up of Syphilis and Gonorrhea cases.
- **HIV Counseling and Testing** - During 2009-2013, Marion County averaged 16.8 new HIV cases per year. The program’s mission is to encourage high risk populations to promote healthy behaviors, including regular testing to ensure early diagnosis and treatment of persons with HIV. In 2015 the health department provided 416 HIV tests and education to 383 individuals through classes and outreach activities.
- **HIV Medical Case Management** – A certified HIV Nurse Case Manager provides medical case management to about 175 individuals living with HIV/AIDS in Marion County. The nurse collaborates with HIV Alliance for provision of other care, including dental and pharmaceutical support services.
- **Immunizations** – Overall, the demand for immunization services has gone down over the past several years as more individuals have health insurance and can receive vaccines at their primary care provider or at one of the local pharmacies offering limited vaccine services. In 2015, 4,679 immunizations were given including 302 at the Woodburn site and 173 at the Stayton site. Staff also coordinates the state school immunization law review and exclusion process each February for Marion County. The rate of exclusion orders for Marion County was 4.06% in 2015, or 625 exclusion orders issued. Approximately one third of schools and children’s facilities in the county had no exclusion orders issued for their students.
- **Tuberculosis (TB) Investigation and Management** – During 2012-2014, Marion County averaged nine new cases of active tuberculosis per year. In 2015, there were six new cases reported. The TB Program takes the lead on treatment and contact evaluation of all cases occurring in Marion County, coordinating care with the primary care provider. The majority of cases require 6-9 months of treatment including frequent home visits to provide the TB medications.

Early Childhood Nursing

The mission of the Early Childhood Nursing Team is to assure that women have healthy pregnancies and good birth outcomes and that every child has an opportunity to grow and develop to his or her fullest potential. This is accomplished through the provision of no cost public health nurse services in the home setting to pregnant and parenting women and their infants and children. The CaCoon program serves children with special medical issues and the nurse works with the family and providers to facilitate coordination of care. Maternity case management services engage women before delivery.

Highlights for Early Childhood Nursing:

2015 was a busy year for the Early Childhood Nursing Team which completed 879 more home visits than in 2014.

YEAR	# HOME VISITS	#UNDUPLICATED CLIENTS
2014	2500	661
2015	3,379	727
INCREASE	879	66

Environmental Health

The mission of the Environmental Health program is to promote healthy communities through inspection and licensing of public venues including, but not limited to restaurants, mobile food units, pools and hotels. They work with state agencies to inspect the National School Lunch Program and childcare facilities. They also monitor public drinking water systems; respond to animal bites from rabies susceptible animals; and work with communicable disease investigation staff to investigate and contain food borne outbreaks.

Highlights for Environmental Health:

In 2015, the program provided ServSafe training and certification to 107 food service managers, about a 10% increase over 2014. This voluntary class helps to ensure that each food service's designated Person in Charge will have a good understanding of the principles and practice of safe food operating procedures. The program also issued 388 food handler cards and conducted over 3160 environmental health inspections.

Also in 2015, the program focused on improving the process for licensed food facilities plan reviews. This quality improvement effort has resulted in the operator receiving timelier, more consistent information for their building project.

Prevention Programs

The mission of the Prevention Team is to promote healthy communities through a variety of strategies that prevent health problems before they occur, or before they become serious.

- **Tobacco Prevention and Education Program (TPEP)** - works with local organizations and jurisdictions to create and adopt policies that decrease tobacco use and exposure to second-hand smoke; responds to Indoor Clean Air Act (ICAA) complaints in collaboration with Oregon Health Authority, the enforcement agency for the ICAA; and promotes tobacco cessation by offering resources for the Oregon Tobacco Quit Line. The Marion County Community Health Improvement Partnership is the advisory committee to the program.
- **Teen Pregnancy Prevention** – works with local school districts and community partners to implement “Cuidate”, an evidence-based curriculum for prevention of teen pregnancy, and provides culturally appropriate teen pregnancy education to youth.
- **Alcohol & Drug Prevention** – utilizes the science of prevention to prevent alcohol and drug abuse in our communities. The program disseminates information; provides technical assistance in delivering research-based prevention curricula in schools; facilitates Strengthening Families Program; promotes alternatives to substance use/abuse; offers youth development opportunities; and assists Oregon Together groups in mobilizing our communities toward change.
- **Problem Gambling Prevention** – works with community partners to lessen Problem Gambling among residents of Marion County; provides information, training and assistance in workplace policy development; provides education in school settings to increase awareness of youth problem gambling; coordinates local efforts in the state-wide problem gambling art search/contest; offers community-based educational opportunities; and develops, and maintains on-line tools and resources for the public.

Highlights for Prevention Services:

Highlights of 2015 include the award of a \$250,000 grant dispersed over three years from Kaiser Permanente to support the health of Woodburn residents. The Strengthening Families program (an evidenced based curriculum used to lower drug and alcohol use) held 14 classes in Marion County, serving 97 families, including 145 adults and 156 youth. TPEP assisted the City of Silverton to implement a Tobacco retail licensure policy; assisted the Salem Keizer Volcanoes (a local baseball team) to adopt a 100% tobacco-free policy for their stadium and grounds, and helped three worksites implement tobacco wellness initiatives. Two of these sites promoted the Great American Smokeout and one added e-cigarettes to their smoke free property policy. Teen pregnancy prevention efforts included 27 seven-module Cuidate classes (an evidenced based practice program for reducing teen pregnancy), serving 420 youth, and one parent presentation discussing Cuidate at Houck Middle School.

Public Health Emergency Preparedness

The mission of the Public Health Emergency Preparedness program is to ensure the Health Department has developed and exercised plans, and trained staff to ensure effective provision of four primary Health Department emergency response functions related to: Outbreak response, Environmental Health, Risk Communications and Mass Medication. The program also participates in collaborative efforts with the local health care, emergency management, and public information officer systems, and provides training opportunities for community partners.

Highlights for Public Health Emergency Preparedness:

In 2015 the program scored 100% on the triennial review of public health programs conducted by Oregon Health Authority. Other successes by the program included increasing communications with the public through social media, supporting Health Department response to real events related to Ebola (monitoring of travelers) and extreme weather (provision of health messaging).

Reproductive Health Services

The mission of Reproductive Health Services is to ensure individuals of all income levels have access to effective methods of preventing unintended pregnancy. Until July 2014, the mission also included coordination of the Marion-Polk Prenatal Taskforce and a prenatal program for low income women. Services provided include information and exams for birth control methods; and exams and treatment for sexually transmitted infections. The program also provides Oregon Mothers Care (OMC) services which include pregnancy testing, assistance with Oregon Health Plan (OHP) application, scheduling a first prenatal care appointment, and referral to community resources.

2014 Highlights for Reproductive Health Services:

After an initial decline seen in 2014, the demand for services appears to have stabilized. During 2015, the program served 2,142 clients, 983 of whom were new to the clinic. The program continues to serve a high number of low-income and uninsured individuals. Approximately 83% of clients seen have incomes 100% below the federal poverty level, and 75% are uninsured. Through the provision of birth control, to prevent unintended pregnancies, an estimated 4.3 million in taxpayer dollars were saved in 2015.

Women Infant Children (WIC)

The mission of the WIC program is to provide public health leadership in promoting the health and improved nutritional status of Oregon's families by offering nutrition assistance to women, infants and children ensuring they receive adequate nourishment, education and assistance during critical growth & development time periods.

Highlights for WIC:

Marion County's WIC program received recognition as one of 55 agencies nationwide to receive a *WIC Loving Support Award of Excellence* from the United States Department of Agriculture (USDA). The program was recognized for its successful peer counseling program and community partnerships and was the only Breast Feeding Peer Counseling program in Oregon to receive this award.

The program participated in the WIC Farm Direct Program (FDNP), issuing 100% of available coupon to clients between June and September. The program encourages families to purchase locally grown produce which supports local agriculture and benefits our local economy.

Quality Improvement and Performance Management

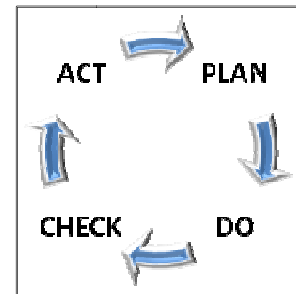
Quality improvement “in public health is the use of a deliberate and defined process, such as Plan-Do-Check-Act, which is focused on activities that are responsive to community needs and improving population health. It refers to a continuous and ongoing effort to achieve measurable improvements in the efficiency, effectiveness, performance, accountability, outcomes, and other indicators of quality services or processes which achieve equity and improve the health of the community.”

(Source: Riley et al, “Defining Quality Improvement in Public Health”, JPHMP, 2010, 16(10), 5-7.)

In 2015, public health division led a total of thirteen quality improvement projects. Of these, six were public health program projects, six were public health division-wide projects, and one was a Health Department-wide project.

Public Health program projects focused on improving services through for example:

- Decreasing process expenditure in reproductive health by defining and standardizing the client invoicing process.
- Increasing environmental health staffs consistent application and compliance of new food establishment plan review protocols.
- Increasing school staff understanding of reportable disease requirements through partnership and education, in turn helping to decrease unnecessary calls regarding reportable diseases made by schools to the health department.



Public Health Division-wide projects focused on improving services through for example:

- Implementation of standard guidelines for internal program and public health division policies and procedures. This process also resulted in the development and implementation of a Health Department-wide electronic signature process for approving policies and procedures.
- Implementation of standard guidelines and tools to assist staff in writing successful grant applications.
- Soliciting medical provider feedback regarding our Quarterly Newsletter to ensure we provide useful public health data and information in the most appropriate manner.

The Health Department-wide project focused on a piece of organizational branding and ensuring privacy law compliance by successfully implementing a standardized fillable fax coversheet that is used by all health department divisions and programs.

In addition to QI projects, twenty-four public health and administrative staff expanded their quality improvement knowledge in a 1-day rapid process improvement workshop led by Salem Health. This training provided staff with additional tools that align with our QI goals to speed up the process, narrow the focus, pick the best solution, and directly measure what we want to improve. Staff also received internal training on the concept of quality planning. The quality planning process has been incorporated into our public health division quality improvement plan and is being utilized as necessary to first fully understand customer need and then to design a process that best meets that need.

Performance management “is a systematic process aimed at helping achieve an organization’s mission and strategic goals by improving effectiveness, empowering employees, and streamlining the decision-making process.”

(Source: Public Health Foundation, <http://www.phf.org/focusareas/PMQI/Pages/default.aspx>)

In the past year, performance measures were selected to align with the Public Health Division's, mission, strategic priorities, workforce development plan, community health improvement plan, state rules and regulations, as well as more specific goals contained in program work plans. When feasible, the measures were paired with community level health indicators to make a clear connection between how specific efforts by Health Department staff may improve the health of Marion County's general population. Examples of 2015 performance measures:

- Increase fourth Diphtheria, Tetanus, Pertussis (DTaP) coverage rate of Marion County Health Department immunized 2 year olds.
- Increase percent of community water system alerts being addressed by Marion County within one working day.
- Increase percent of women receiving first trimester prenatal care.
- Increase percent of public health professional staff that have identified a core competency for personal professional knowledge growth.

Quality improvement projects, going forward will be informed by performance measures not consistently meeting defined benchmarks or targets as well as by problems identified by staff during the course of their work.

Quality improvement and performance management efforts are monitored by the Public Health Quality Council. The first performance measure report will be published in 2016.

Marion County Public Health Quick Facts 2014

Public Health in Action

Oregon counties must protect the public's health through five mandated services:

- Investigation and control of preventable diseases
- Parent and child health services, including family planning clinics
- Collection and reporting of health statistics;
- Health information and referral services; and
- Environmental health services.

(ORS 431.416), (OAR 333-014-0050)

SOME OF THE SERVICES PROVIDED

- 7269 client visits (non-WIC)
- 4679 Vaccines given
- 7051 WIC participants
- 3168 environmental health inspections (licensed facilities, schools, childcare)
- 2855 diseases reported
- 715 animal bites investigated
- 367 food handler cards
- 109 food managers trained
- 32 Indoor Clean Air Act complaints (smoking)
- 27 outbreaks investigated



Main Office

3180 Center Street
Salem, OR 97301
(503) 588-5357

North County

976 N Pacific Highway
Woodburn OR 97071
(503) 981-5851

Satellite Office

WIC- 421 S. Water St.
Silverton, OR 97381
503-588-5057
Immunizations
503-588-5342

Satellite Office

1377 N. 10th Avenue
Stayton, OR 97383
(503) 769-9873

PROGRAMS

- Communicable disease investigation
- Sexually transmitted infections clinic
- HIV testing clinic & case management
- TB investigation & management
- Emergency Preparedness
- Child & adult immunizations
- Environmental Health
- Early childhood nurse visiting
- Maternity case management
- WIC Supplemental Nutrition
- Reproductive Health
- Prevention - substances, chronic disease, gambling & teen pregnancy
- Vital Statistics

Marion County Public Health Services Quick Facts 2014

The Public Health System Working Together

The **public health system** serving Marion County is broader than the Health Department, including a variety of health, education, and other partners.

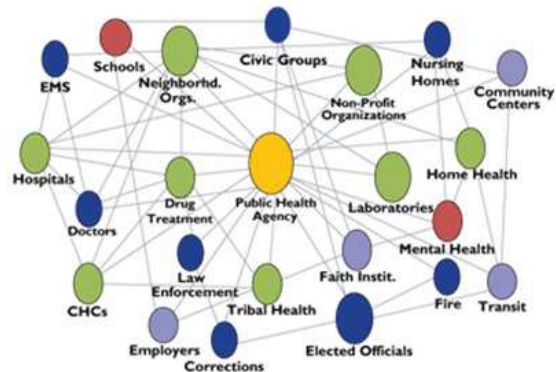


Diagram of a Public Health System

Source: [National Public Health Performance Standards, Version 3](#)

10 Essential Services for public health systems*

1. **Monitor community health status** to identify and solve community health problems.
2. **Diagnose and investigate community health problems** and hazards.
3. **Inform and educate people** about health issues.
4. **Mobilize community partnerships** and action to identify and solve health problems.
5. **Develop policies and plans** that support individual and community health efforts.
6. **Enforce laws and regulations** that protect health and ensure safety.
7. **Link people to needed personal health services** and **assure the provision of health care** when otherwise unavailable.
8. **Assure competent workforce** for public health and personal health care.
9. **Evaluate effectiveness, accessibility, and quality** of personal and population-based health services.
10. **Research** for new insights and innovative solutions to health problems.

*The Core Public Health Functions Steering Committee, 1994.

Marion County Coalitions – collaboratively improving the public health system

Marion County Breastfeeding Coalition: Supports families and removes community barriers to breastfeeding.

Public Health Emergency Preparedness Coalition: Collaborative and community-focused public health emergency preparedness.

All Marion Immunization Coalition (AMIC): Promotes child and adult immunizations.

Community Health Improvement Partnership (CHIP): Promotes a collaborative, collective impact approach to addressing health priorities chosen by the community.